



Twenty-two new species in the genus *Hyphantrophaga* Townsend (Diptera: Tachinidae) from Area de Conservación Guanacaste, with a key to the species of Mesoamerica

AJ Fleming[‡], D. Monty Wood[‡], M. Alex Smith[§], Tanya Dapkey^l, Winnie Hallwachs^l, Daniel Janzen^l

[‡] Agriculture Agri-Food Canada, Ottawa, Canada

[§] University of Guelph, Guelph, Canada

^l Department of Biology, University of Pennsylvania, Philadelphia, United States of America

Corresponding author: AJ Fleming (ajfleming604@gmail.com)

Academic editor: Daniel Whitmore

Received: 05 Sep 2018 | Accepted: 18 Jun 2019 | Published: 28 Jun 2019

Citation: Fleming A, Wood D, Smith M, Dapkey T, Hallwachs W, Janzen D (2019) Twenty-two new species in the genus *Hyphantrophaga* Townsend (Diptera: Tachinidae) from Area de Conservación Guanacaste, with a key to the species of Mesoamerica. Biodiversity Data Journal 7: e29553. <https://doi.org/10.3897/BDJ.7.e29553>

ZooBank: urn:lsid:zoobank.org:pub:A13FD7BA-D8FA-4F9D-9B80-C918AFF62851

Abstract

Background

We describe 22 new species in the genus *Hyphantrophaga* Townsend, 1892 (Diptera: Tachinidae) from Area de Conservación Guanacaste (ACG) in north-western Costa Rica. All species were reared from an ongoing inventory of wild-caught caterpillars spanning a variety of families (Lepidoptera: Bombycidae, Crambidae, Depressariidae, Doidae, Erebidae, Euteliidae, Gelechiidae, Geometridae, Hedylidae, Hesperidae, Immidae, Lasiocampidae, Limacodidae, Megalopygidae, Mimaloniidae, Noctuidae, Nolidae, Notodontidae, Nymphalidae, Papilionidae, Pieridae, Phiditiidae, Pterophoridae, Pyralidae, Riodinidae, Saturniidae, Sphingidae, Thyrididae, Tortricidae and Zygaenidae). We provide a morphological description of each species together with information on life history, molecular data and photographic documentation. In addition to the new species, we

provide a redescription of the genus, as well as the redescription of three previously described species, which were also collected within ACG during this study: *Hyphantrophaga angustata* (van der Wulp), *Hyphantrophaga myersi* (Aldrich) and *Hyphantrophaga virilis* (Aldrich & Webber).

New information

The following 22 new species of *Hyphantrophaga* are described: *Hyphantrophaga adrianguadamuzi* Fleming & Wood **sp. n.**, *Hyphantrophaga albopilosa* Fleming & Wood **sp. n.**, *Hyphantrophaga anacordobae* Fleming & Wood **sp. n.**, *Hyphantrophaga calixtomoragai* Fleming & Wood **sp. n.**, *Hyphantrophaga calva* Fleming & Wood **sp. n.**, *Hyphantrophaga ciriloumanai* Fleming & Wood **sp. n.**, *Hyphantrophaga danausophaga* Fleming & Wood **sp. n.**, *Hyphantrophaga diniamartinezae* Fleming & Wood **sp. n.**, *Hyphantrophaga duniagarcaiae* Fleming & Wood **sp. n.**, *Hyphantrophaga edwinapui* Fleming & Wood **sp. n.**, *Hyphantrophaga eldaarayae* Fleming & Wood **sp. n.**, *Hyphantrophaga eliethcantillanoe* Fleming & Wood **sp. n.**, *Hyphantrophaga gilberthampiei* Fleming & Wood **sp. n.**, *Hyphantrophaga guillermopereirai* Fleming & Wood **sp. n.**, *Hyphantrophaga hazelcambreroae* Fleming & Wood **sp. n.**, *Hyphantrophaga luciariosae* Fleming & Wood **sp. n.**, *Hyphantrophaga manuelriosi* Fleming & Wood **sp. n.**, *Hyphantrophaga morphophaga* Fleming & Wood **sp. n.**, *Hyphantrophaga nigricauda* Fleming & Wood **sp. n.**, *Hyphantrophaga osvaldoespinozai* Fleming & Wood **sp. n.**, *Hyphantrophaga pabloumanai* Fleming & Wood **sp. n.** and *Hyphantrophaga similis* Fleming & Wood **sp. n.**

The following are proposed by Wood as new synonyms of *Hyphantrophaga* Townsend, 1892: *Brachymasicera* Townsend, 1911 **syn. n.**, *Ommasicera* Townsend, 1911 **syn. n.**, *Ophirosturmia* Townsend, 1911 **syn. n.**, *Patillalia* Curran, 1934 **syn. n.** and *Ypophameyiops* Townsend, 1935 **syn. n.**

The following nine new combinations are proposed as a result of the new synonymies: *Hyphantrophaga adamsoni* (Thompson, 1963), **comb. n.**, *Hyphantrophaga fasciata* (Curran, 1934), **comb. n.**, *Hyphantrophaga glauca* (Giglio-Tos, 1893), **comb. n.**, *Hyphantrophaga gowdeyi* (Curran, 1926), **comb. n.**, *Hyphantrophaga myersi* (Aldrich, 1933), **comb. n.**, *Hyphantrophaga nigripes* (Townsend, 1928), **comb. n.**, *Hyphantrophaga optica* (Schiner, 1868), **comb. n.**, *Hyphantrophaga polita* (Townsend, 1911), **comb. n.**, *Hyphantrophaga subpolita* (Townsend, 1912), **comb. n.**

Keywords

caterpillar, tropical, Goniini, parasitoid, fly, rain forest, dry forest, cloud forest, ACG

Introduction

The New World genus *Hyphantrophaga* (Exoristinae: Goniini) was erected by Townsend (1892). He initially described the type species, *Meigenia hyphanthrae* Townsend, 1891, reluctantly placing it in the genus *Meigenia* Robineau-Desvoidy, 1830; one year later (Townsend 1892), after further analysis and clarification, he changed his mind and moved *M. hyphanthrae* to the new genus *Hyphantrophaga*. The original description of *M. hyphanthrae* was based on four specimens (three females, one male) reared from *Hyphanthra cunea* (Drury, 1773) (Lepidoptera: Erebidae) collected during his time at Las Cruces, New Mexico. When Townsend (1892) described the new genus, he realised that what he had initially thought was a male was, in fact, a female. As a result, the new genus *Hyphantrophaga* was based on four female syntypes of which only two remain, deposited in SEMK and USNM, respectively. In the same work, he also added the description of two males collected later, in 1891.

In an afterword to the description, Townsend suggested that *M. hyphanthrae* could be differentiated from all other species of *Meigenia* by the lack of discal setae present on all abdominal segments with the exception of T5 and the morphology of the face (two character states useful in differentiating species, but that we now see as variable within the genus). As in *Houghia* Coquillett, 1897, the accurate identification of *Hyphantrophaga* is based on a characteristic "gestalt" that comprises the combination of features within the genus and the fact that the females lay microtype eggs.

Since its original description, the genus has seen many changes. Sellers (1943) made *Hyphantrophaga* a junior synonym of *Zenillia* Robineau-Desvoidy, 1830. Twenty-two years later, Sabrosky and Arnaud (1965) treated the genus as valid (without officially resurrecting it), raising the number of valid species to three. It was not until much later that O'Hara and Wood (1998) officially resurrected the genus, acknowledging some of the changes to the generic limits suggested by Sellers (1943). They also synonymised *Eusisyropa* Townsend, 1908 and increased the number of valid species of *Hyphantrophaga* from three to 15, with 10 of these belonging to the Neotropical fauna.

Hyphantrophaga belongs to the tribe Goniini; females of all members of this tribe lay "microtype" eggs directly on the foliage, often in direct proximity to or around the host caterpillar. As the host feeds, the tachinid egg is consumed along with the leaf fragments. Upon hatching, the first instar larva traverses the gut wall and finds its way to a "safe" space within the caterpillar's body, where it remains until it eventually kills its host and continues feeding on the carcass until it pupates. Only very rarely does the larva not kill the caterpillar (e.g. DeVries 1984 recorded a reared adult butterfly from a caterpillar that had already produced viable tachinid larvae).

All of the new species of *Hyphantrophaga* reared from Area de Conservación Guanacaste (ACG) described in this paper are based on differences in external morphology, male terminalia, CO1 (cox1 or cytochrome oxidase 1) gene sequences and on comparison by AJF and DMW with other named species of *Hyphantrophaga* from other regions. It is

important to note, however, that these new species are not to be taken as an indication of the total number of species of *Hyphantrophaga*, even in such a small country as Costa Rica. Comparisons of tachinids collected during the ACG inventory with those present in the national collection in the Museo Nacional de Costa Rica (formerly INBIO) show minimal overlap in species, suggesting that the tachinid fauna in other parts of the country is quite different from that of ACG and requires much additional study. Our study provides the descriptions of 22 new species of *Hyphantrophaga*; we also synonymise five genera under *Hyphantrophaga*, leading to nine new combinations of species names under that genus and thereby increasing the total number of species in the genus from 15 to 46. There may also be a small number of apparent species of *Hyphantrophaga* that have been reared by the ACG inventory and which at present can only be distinguished by their gene sequences (henceforth referred to as DNA barcodes) and host records or of which there is insufficient material to make an accurate diagnosis. We have elected to leave such species for potential later description once additional material is available.

The present study is part of a larger group of studies documenting the tachinid species living within ACG (<http://www.acguanacaste.ac.cr>) and providing names for new species as they are discovered (Fleming et al. 2014b, Fleming et al. 2014a, Fleming et al. 2015a, Fleming et al. 2015c, Fleming et al. 2015b, Fleming et al. 2015d, Fleming et al. 2016a, Fleming et al. 2016b, Fleming et al. 2017). This series of taxonomic papers will represent a baseline for further, detailed ecological and behavioural accounts and studies extending across ACG ecological groups, whole ecosystems and taxonomic assemblages much larger than a genus.

Materials and methods

Project aims and rearing intensity

All flies and rearing information described here were collected by the ongoing ACG inventory of the caterpillars, their food plants and their parasitoids, throughout the major ACG terrestrial ecosystems (Smith et al. 2006, Smith et al. 2007, Smith et al. 2008, Janzen et al. 2009, Janzen and Hallwachs 2011, Smith et al. 2009, Smith et al. 2012, Rodriguez et al. 2012, Fleming et al. 2014a, Janzen et al. 2016). The parasitoid rearing methods are described at http://janzen.bio.upenn.edu/caterpillars/methodology/how/parasitoid_husbandry.htm. This inventory has reared more than 750,000+ wild-caught caterpillars since its inception (Janzen et al. 2009, Janzen and Hallwachs 2011, Fernandez-Triana et al. 2014). This effort is continuing to provide an unprecedented amount of data, providing an invaluable tri-trophic image on parasitoid biology including parasitoids, hosts and host plants. All frequencies of parasitisation reported here need to be considered against this background inventory.

The scope of our treatment of the genus *Hyphantrophaga* is limited to those species found in the Mesoamerican region, from the Isthmus of Tehuantepec in southern Mexico to the Darién gap along the southern border of Panama with Colombia. While we took into

account all known species in our comparisons and diagnoses of the new species, only the species distributed within this region are included in the key.

Imaging and dissections

The species accounts and descriptions presented in this paper are complemented by a series of colour photos, used to illustrate the morphological differences and similarities amongst the species. The morphological terminology used follows Cumming and Wood (2009). The characters in our descriptions are presented in order of appearance on the body from the front to the rear and arranged under the headings **Head**, **Thorax**, **Abdomen** and **Male terminalia**. All dissections and photography were carried out following the methods detailed by Fleming et al. (2014a). Measurements and examples of anatomical landmarks discussed herein are illustrated in Fig. 1. Whenever possible, males were selected preferentially as the holotype, since they bear the most differences in external morphology and are thus better for distinguishing the species. Note that, in cases where only one male was available, this was designated as the holotype and was not subjected to dissection.

Voucher specimen management

The management of voucher specimens has been detailed in previous papers in this series (Fleming et al. 2014a). In brief, caterpillars reared from the ACG inventory receive a unique voucher code in the format yy–SRNP–xxxxx. Parasitoids emerging from a caterpillar receive the same voucher code; when/if they are later individually processed for DNA barcoding, each receives a second, unique voucher code in the format DHJPARxxxxxxx. The associated data for each voucher code are available at: <http://janzen.bio.upenn.edu/caterpillars/database.lasso>. All associated data and successful barcodes are permanently and publicly deposited in the [Barcode of Life Data System \(BOLD\)](#) (Ratnasingham and Hebert 2007), with a select set of these data also subsequently migrated to GenBank. Each barcoded specimen also receives accession numbers from the Barcode of Life Data System (BOLD) and GenBank, respectively. The dynamic nature of the inventory means that it is continually adding new specimens, which can be found by searching for the genus *Hyphantrophaga* in BOLD.

All inventoried specimens, discussed herein, were collected under Costa Rican government research permits issued to DHJ and the Tachinidae samples were exported under permit by DHJ from Costa Rica to their final depository in the CNC. Tachinid identifications for the inventory are conducted by DHJ in coordination with a) visual inspection of morphology by AJF and DMW, b) DNA barcoding by MAS and BIO and c) databasing and association with host caterpillars by DHJ and WH, through the inventory itself.




Figure 1.

Examples of measurements and landmark anatomical features.

a: Sample of measured areas from front of head as shown on *Hyphantrophaga virilis* (Aldrich & Webber, 1924); vrt, vertex; hw, head width [doi](#)

b: Detailed view of hind coxa showing setose hind margin in *Hyphantrophaga virilis* [doi](#)

c: Ventral view of abdomen in *Hyphantrophaga albopilosa* sp. n. showing presence of sex patches on T4 and T5 [doi](#)

d: Ventral view of abdomen in *Hyphantrophaga guillermopereirai* sp. n. showing absence of sex patches [doi](#)

e: Detailed lateral view of male genitalia of *Hyphantrophaga nigricauda* sp. n. Abbreviations: acroph = acrophallus; cerc = cercus; distph = distiphallus; epand = epandrium; epiph = epiphallus; hypd = hypandrium; pgt = postgonite; pregt = pregonite; sur = surstylus [doi](#)

f: Detailed ventral view of sternite 5 of *Hyphantrophaga myersi* (Aldrich, 1933). Abbreviations: ae = anterior edge; ap = anterior plate; mc = median cleft; pe = posterior edge; pl = posterior lobes [doi](#)

The date of capture cited for each specimen is the date of eclosion of the fly and not the date of capture of the caterpillar. Eclosion date is much more representative of the time when that fly species is on the wing than is the time of capture of the parasitised caterpillar. The "collector" is the parataxonomist who found the caterpillar, rather than the person who later retrieved the newly eclosed fly and processed it by freezing, pinning, labelling and oven-drying. The type-series of the newly-described species are housed in the Diptera collection of the Canadian National Collection (CNC).

Acronyms for Depositories

AMNH American Museum of Natural History, New York, New York, USA

CAS California Academy of Sciences, San Francisco, California, USA

CNC Canadian National Collection of Insects, Arachnids and Nematodes, Ottawa, Canada

MCZ Museum of Comparative Zoology, Harvard University, Cambridge, Massachusetts, USA

MACN Museo Argentino de Ciencias Naturales Bernardino Rivadavia, Buenos Aires, Argentina

MNHN Muséum National d'Histoire Naturelle, Paris, France

NHMUK Natural History Museum, London, United Kingdom (formerly British Museum (Natural History))

NHMW Naturhistorisches Museum Wien, Vienna, Austria

SEMK Snow Entomological Museum, University of Kansas, Lawrence, Kansas, USA

USNM National Museum of Natural History, Washington, D.C., U.S.A. (formerly United States National Museum)

Interim names for undescribed host species

As in the other papers in this series, our convention for naming undescribed host species follows a standardised, interim naming system used for taxonomic units considered as distinct species and identified by DNA barcodes. Interim names are given in the format "*Eois* Janzen52" or "*Caviria regina*DHJ01", where the "species epithet" is either composed of the name of the taxonomist who identified the species and a number or the name of a species-group followed by a code. This prevents confusion with already described species while maintaining traceability of each undescribed species within the ACG project.

DNA barcoding

We generated DNA extracts from single legs using a standard glass fibre protocol (Ivanova et al. 2006), using the standard DNA barcode region (5' cytochrome c oxidase I (COI) gene) for all specimens of ACG *Hyphantrophaga*. The DNA barcodes (658 bp near the 5' terminus of the COI gene) were amplified using general insect primers, using standard protocols for both production and quality control (Smith et al. 2006, Smith et al. 2007, Smith et al. 2008, Smith et al. 2009, Smith et al. 2012). All DNA sequences, trace files and accessions were deposited in the Barcode of Life Data System (BOLD) (Ratnasingham and Hebert 2007). Metadata (including GenBank accession codes) associated with each sequence can be consulted on BOLD, by using the persistent DOI dx.doi.org/10.5883/DS-ASACGHYP.

In some cases of ecological specialisation displaying only slight (or in one case, no) barcode divergences, we amplified the internal transcribed spacer regions (ITS1 & ITS2) of the ribosomal RNA. Primers for ITS1 occur in conserved protein coding areas (18S and 5.8S). PCR reactions were carried out in 12.5 ml reaction volumes containing: 2.5 mM MgCl₂, 25 pmol of each primer, 50 mM dNTPs, 10 mM Tris-HCl (pH 8.3), 50 mM KCl, 10-20 ng (1–2 ml) of genomic DNA and 1 unit of Platinum TaqDNA polymerase, using a thermocycling profile of 1 cycle of 2 min at 94°C, 40 cycles of 40 sec at 94°C, 40 sec at 67°C and 2 min at 72°C, with a final step of 5 min at 72°C. We directly sequenced the amplifications using the primers CAS18Fs1 and CAS5p8sB1d (Ji et al. 2003). Amplicons were evaluated using Sequencher version 5.0 (Gene Codes), examined by eye using Bioedit (Hall 1999) and aligned using Muscle (Edgar 2004).

Hyphantrophaga morphophaga species group

Our analysis of the genus *Hyphantrophaga* required us to create a special group to separate a pair of cryptic species, including two of the new species described herein, *Hyphantrophaga morphophaga* **sp. n.** and *Hyphantrophaga danausophaga* **sp. n.** As of the writing of this paper, species in this group are distinguishable only by life history and behaviour. The implications and diagnosis of this special group, termed here the "*Hyphantrophaga morphophaga* species group", will be discussed in the analysis section below.

The species, belonging to this group, share morphological and molecular similarities but differ considerably in their host preference, life history and habitat. Both species share the following combination of character states: pedicel brown to black, concolorous with first flagellomere; thorax hirsute, covered in black setulae throughout; three katepisternal setae; median marginal setae present on all tergites including ST1+2; discal setae absent on all but T5; males with distinctive sex patch; and hind coxa either setose or bare.

Taxon treatments

Hyphantrophaga Townsend, 1892

Nomenclature

Hyphantrophaga Townsend, 1892: 247. Type species: *Meigenia hyphantriae* Townsend, 1891, by original designation.

Eusisyropa Townsend, 1908: 97. Type species: *Tachina blanda* Osten Sacken, 1887, by monotypy. Synonymy by O'Hara and Wood 1998

Brachymasicera Townsend, 1911: 133. Type species: *Brachymasicera polita* Townsend, 1911, by original designation. **Syn. n.**

Ommasicerca Townsend, 1911: 145. Type species: *Ommasicerca chaetosa* Townsend, 1911, by monotypy. **Syn. n.** [Original description of genus based on female reproductive system, full description of the adult was not provided until Townsend 1912: 337.]

Oomasicerca. Incorrect subsequent spelling of *Ommasicerca* Townsend, 1911 (Guimaraes 1971: 204).

Ophirosturmia Townsend, 1911: 133. Type species: *Ophirosturmia cincta* Townsend, 1911, by original designation. **Syn. n.**

Patillalia Curran, 1934: 459. Type species: *Patillalia fasciata* Curran, 1934, by original designation. **Syn. n.**

Ypophaeymiops Townsend, 1935: 233. Type species: *Prophryno myersi* Aldrich, 1933, by original designation. **Syn. n.**

Other species included in *Hyphantrophaga* Townsend, 1892

adamsoni Thompson, 1963: 293 (*Zenillia*). Holotype female (CNC). Type locality: Trinidad, St. Augustine. **Comb. n.**

angustata van der Wulp, 1890: 70 (*Exorista*). Holotype male (NHMUK). Type locality: Mexico, Guerrero, Chilpancingo, 4600 ft.

coquilletti Aldrich & Webber, 1924: 18 (*Zenillia*). Holotype male (USNM). Type locality: USA, Texas, Belfrage.

auratofrontalis Brèthes, 1908: 475 (*Exorista*). Syntypes male and female (MACN). Type locality: Argentina, Buenos Aires.

autographae Sellers, 1943: 23 (*Zenillia*). Holotype male (USNM). Type locality: Cuba, Baraguá.

blanda Osten Sacken, 1887: 162 (*Tachina (Exorista)*). Holotype female (MCZ). Type locality: unknown (Massachusetts according to Townsend 1941:266).

boarmiae Coquillett, 1897: 95 (*Exorista*). Lectotype female (USNM), by designation of Aldrich and Webber 1924: 39. Type locality: USA, Massachusetts, Cotuit.

hypenae Coquillett in Howard 1897: 47 (*Exorista*). *Nomen nudum*

proserpina Williston, 1889: 1919 (*Exorista*, as subspecies of *blanda*). Holotype male (depository unknown). Type locality: unknown.

blandita Coquillett, 1897: 96 (*Exorista*). Holotype female (USNM). Type locality: USA, New Hampshire, Franconia.

blandoides Thompson, 1963: 297 (*Eusisyropa*). Holotype female (CNC). Type locality: Trinidad, Sta. Cruz Valley.

brasiliensis Moreira, 1915: 227 (*Masicera*). Type status unclear, depository unknown. Type locality: Brazil, Rio de Janeiro. **Nomen dubium**

chaetosa Townsend, 1911: 145 [description based on female reproductive system; full description of adult in Townsend 1912: 337] (*Ommasicera*). Holotype female (USNM). Type locality: Peru, Piura, Valle del Río Chira, Sullana. **Comb. n.**

collina Reinhard, 1944: 68 (*Zenillia*). Holotype male (SEMK). Type locality: USA, Arizona, Chiricahua Mountains.

euchaetiae Sellers, 1943: 13 (*Zenillia*). Holotype male (USNM). Type locality: USA, New York, Clayton.

fasciata Curran, 1934: 469 (*Patillalia*). Holotype female (AMNH). Type locality: Panama, Canal Zone, Patilla Point. **Comb. n.**

glauca Giglio-Tos, 1893: 6 (*Masicera*). Holotype female (MZUT). Type locality: Mexico.

gowdeyi Curran, 1926: 112 (*Zenillia*). Holotype female (AMNH). Type locality: Jamaica, St. Andrew Parish, Cinchona Botanical Gardens (as Hill Gardens). **Comb. n.**

hyphantriae Townsend, 1891: 176 (*Meigenia*). Lectotype male (USNM), by present designation of Wood. Type locality: USA, New Mexico, Las Cruces.

ceratomiae Coquillett, 1897: 101 (*Exorista*). Holotype male (USNM). Type locality: USA, Texas, Fort Worth.

desmiae Sellers, 1943: 16 (*Zenillia*). Holotype male (USNM). Type locality: USA, California, Exeter.

myersi Aldrich, 1933: 173 (*Prophryno*). Holotype male (NHMUK). Type locality: Guyana (as British Guiana), Pakeraima Mts., Upper Ireng River. **Comb. n.**

nigripes Townsend, 1928: 159 (*Brachymasicera*). Holotype female (USNM). Type locality: Peru, Chiclayo, Pomalca. **Comb. n.**

niveifacies Macquart, 1851a: 162 [also Macquart, 1851b: 189] (*Exorista*). 2 syntypes: 1 male, 1 female (MNHN). Type locality: Brazil, Bahia, Salvador (as "Bahia").

optica Schiner, 1868: 327 (*Exorista*). Holotype female (NHMW). Type locality: Brazil. **Comb. n.**

polita Townsend, 1911: 143 (*Brachymasicera*). Holotype female (USNM). Type locality: Peru, Piura. **Comb. n.**

scolex Reinhard, 1953: 56 (*Zenillia*). Holotype female (CAS). Type locality: USA, California, Los Angeles County, Tanbark Flat.

sellersi Sabrosky, 1983: 254 (*Eusisyropa*). 12 syntypes: 6 males, 6 females (USNM). Type locality: USA, Mississippi, Oxford; [new name for *boarmiae* of authors, not Coquillett, 1897 (Sabrosky 1983); name made available by Sabrosky (1983) in a bibliographic reference to the diagnosis of *boarmiae* in the Sellers' key (Sellers 1943: 6–7) to the species of *Zenillia*].

subpolita Townsend, 1912: 341 (*Brachymasicera*). Holotype female (USNM). Type locality: Peru, Piura. **Comb. n.**

tucumanensis Sellers, 1943: 21 (*Zenillia*). Holotype male (USNM). Type locality: Argentina, Tucuman.

virilis Aldrich & Webber, 1924: 40 (*Zenillia*). Holotype male (USNM). Type locality: USA, Illinois, Chicago [as New York, Rye, in error - see Arnaud 1963: 116].

Type species

Meigenia hyphantriae Townsend, 1891 - Townsend 1891 [176].

Description

Male. Head (Fig. 1a): vertex 1/4–1/3 of head width; 1–3 reclinate upper orbital setae; ocellar setae proclinate, well-developed, long and arising either beside or behind anterior ocellus; eye haired in all species; parafacial bare; fronto-orbital plate ranging from shiny silver or gold to brownish with a silver sheen and displaying varying degrees of hirsuteness, with setulae not extending below lowest frontal seta; lower margin of face level with vibrissa, thus not visible in profile; facial ridge bare in most species with two notable exceptions, *H. hazelcambroneroae* **sp. n.** and *H. myersi*, in which the facial ridge is setulose; arista ranging from bare to minutely pubescent, usually distinctly thickened on basal 1/4 or 1/5, ranging in colour from orange to dark brown/black.

Thorax: ranging from bright gold tomentose to dull grey; 2–4 prominent dorsal vittae, which can be thick and unbroken or thin and only scarcely visible under certain angles of light; prosternum setose; proepisternum with 1–5 main setae surrounded by a brush of shorter, weaker, hairlike setulae; postpronotum with 3–6 setae arranged in a triangle; chaetotaxy: acrostichal setae 3–4:3; dorsocentral setae 3–4:3–4 (only three exceptions displaying three postsutural dorsocentral setae: *H. calva* **sp. n.**, *H. fasciata*, *H. hazelcambreroae* **sp. n.**); intra-alar setae 2–4:3; supra-alar setae 2:3; 2–3 katapisternal setae; scutellum with four pairs of marginal setae (basal, lateral, subapical and apical); basal scutellar setae often longer than or subequal to lateral scutellar setae; subapical setae typically the strongest of the scutellar marginal setae, ranging from slightly curved and medially convergent to parallel, straight or divergent; ranging in length from equal to or longer than basal scutellar setae; apical setae crossed and short, usually 1/4 length of subapical setae, slightly upturned, at a slight upward angle compared to the plane of the rest of the marginal scutellar setae. **Legs:** ranging in ground colour from yellow to black; hind coxa bare or setose, with a single seta along dorsal margin (Fig. 1b) (this character is sexually dimorphic within *H. calva* **sp. n.** and variable in both sexes of *H. proxima* **sp. n.** and *H. vicina* **sp. n.**). **Wings:** pale translucent, not strongly infusate; vein R₄₊₅ setose, with only 2–3 setulae at base. **Abdomen** (Fig. 1c, d): ground colour ranging from black to different tonalities of brown to orange; mid-dorsal depression on ST1+2 ranging from reaching halfway across the syntergite to almost reaching the hind margin; median marginal setae present on T3 and T4 and often on ST1+2; median discal setae most often confined to T5, but this varies amongst species, with some species displaying median discal setae on T3, T4 and T5; the presence of a sex patch is variable amongst species, ranging from absent to present anywhere between T3–T5. **Terminalia** (Fig. 1e, f): sternite 5 with a deeply excavated median cleft along posterior edge, smoothly U-shaped, with margins covered in dense tomentum; posterior lobes rounded apically, either bare with multiple fine hairlike setulae or with 2–3 strong setae surrounded by many shorter, weaker setulae. Anterior plate of sternite 5 subequal to or longer than posterior lobes; unsclerotised "window" on anterior plate of sternite 5 ranging from absent to almost entirely transparent, directly basal to posterior lobes; the shape of the window, as well as its presence, varies between species. Cerci in posterior view variable between species, ranging from rectangular, digitiform, to triangular; either longer than or only slightly shorter than surstyli; blunt and rounded at apex to apically pointed, either completely separate medially to fused along most of their length; in lateral view often with a strong downward curve at apex, giving it a clubbed appearance; densely setulose along basal 2/3, ventrally setose along entire length. Surstylus in lateral view almost parallel sided along its length, sometimes ending in a slightly downcurved apex, making the structure appear bladelike; when viewed dorsally, the surstyli range from being slightly divergent to slightly convergent or with inward-curved apices, but never strongly convergent. Pregonite usually broad, well-developed, apically squared off or rounded, usually blunt, typically devoid of setulae. Postgonite slightly narrowed, up to 1/3 as wide as pregonite, sharply pointed and curved at apex, typically short and scythelike, with few exceptions in which the postgonite is subequal in length to the pregonite. Epiphallus well-developed and apically hooked. Distiphallus broadly cone-

shaped (in some species this cone or flare is much more pronounced, in others it is square or barrel-shaped), with a slender median longitudinal sclerotised reinforcement on its posterior surface and a broad, anterolateral sclerotised acrophallus on anterior surface near apex.

Female. As male except in the following traits: **head** with two pairs of proclinate orbital setae. **Abdomen** slightly more globose than in male; T5 folded over into a narrow slit, a trait stereotypical of the tribe Goniini. In cases where sexual dimorphism was observed, the differing character states are mentioned in the species descriptions.

Diagnosis

Hyphantrophaga, as all other Goniini, is difficult to characterise to tribe based on morphological character states and can only be reliably ascribed to this tribe (*sensu* Herting 1984) based on its microtype ovipary. However, *Hyphantrophaga* does possess a combination of traits that can be considered stereotypical of the group: prosternum setose; males of all species with two pairs of well-developed reclinate upper orbital setae, proclinate orbital setae only present in females (a character state that distinguishes them from males of *Houghia* Coquillet and *Carcellia* Robineau-Desvoidy, in which orbital setae are absent or proclinate); the ocellar setae are always proclinate and in most species arise beside the anterior ocellus; the parafacial, katepimeron and the upper half or more of the facial ridge, are bare; 3–4 well-developed and evenly-spaced postsutural supra-alar setae, the anteriormost being stouter than the first postsutural dorsocentral seta; median discal setae present only on abdominal T5 (in most species); the three major setae of the postpronotum are arranged in a triangle; wings lacking costal spine; hind coxa can be setose or bare (in some cases this character state can be sexually variable within species). The height of the gena is about 1/5 to 1/10 the height of the head, which approaches the condition found in some *Houghia* and differentiates *Hyphantrophaga* from the members of *Carcellia*. The eyes of all species of *Hyphantrophaga* are haired; however, in a few species, the ommatrichia can be short and sparse. The 22 species of *Hyphantrophaga* described herein can be identified to genus using the keys in both Wood 1987 and Wood and Zumbado 2010.

Distribution

Ubiquitous throughout the New World, inhabiting a wide variety of ecosystems from south-eastern Canada and the north-eastern USA, west to California and south to Argentina and Brazil.

Ecology

Within the ACG inventory, *Hyphantrophaga* has been reared from a wide variety of Lepidoptera hosts throughout the diverse ecosystems of the research area, including: Bombycidae, Crambidae, Depressariidae, Doidae, Erebidae, Euteliidae, Gelechiidae, Geometridae, Hedyliidae, HesperIIDae, Immidae, Lasiocampidae, Limacodidae,

Megalopygidae, Mimaloniidae, Noctuidae, Nolidae, Notodontidae, Nymphalidae, Papilionidae, Pieridae, Pterophoridae, Pyralidae, Riodinidae, Saturniidae, Sphingidae, Thyrididae, Tortricidae and Zygaenidae.

Taxon discussion

Hyphantrophaga brasiliensis (Moreira, 1915) is treated as a *nomen dubium* within *Hyphantrophaga*, as it has proven impossible to ascertain the repository or even the existence of the type material.

Hyphantrophaga adrianguadamuzi Fleming & Wood, sp. n.

- ZooBank [urn:lsid:zoobank.org:act:AC7B0563-B5FD-40F4-924B-D187838172B4](https://www.zoobank.org/act:AC7B0563-B5FD-40F4-924B-D187838172B4)

Materials

Holotype:

- scientificName: *Hyphantrophaga adrianguadamuzi*; phylum: Arthropoda; class: Insecta; order: Diptera; family: Tachinidae; genus: *Hyphantrophaga*; specificEpithet: *adrianguadamuzi*; scientificNameAuthorship: Fleming & Wood, 2018; continent: Central America; country: Costa Rica; countryCode: CR; stateProvince: Guanacaste; county: Sector Santa Rosa; locality: Area de Conservacion Guanacaste; verbatimLocality: Area Administrativa; verbatimElevation: 295; verbatimLatitude: 10.8376; verbatimLongitude: -85.6187; verbatimCoordinateSystem: Decimal; decimalLatitude: 10.8376; decimalLongitude: -85.6187; samplingProtocol: Reared from the larva of the Pyralidae, *Paridnea holophaealis*DHJ02; verbatimEventDate: 07-Sep-2004; individualID: DHJPAR0007297; individualCount: 1; sex: male; lifeStage: adult; preparations: pinned; catalogNumber: DHJPAR0007297; occurrenceDetails: <http://janzen.sas.upenn.edu>; recordedBy: D.H. Janzen, W. Hallwachs, & Ruth Franco; otherCatalogNumbers: ASTAT069-06 ,04-SRNP-13432, BOLD:ABZ0529; identifiedBy: AJ Fleming; dateIdentified: 2017; language: en; institutionCode: CNC; collectionCode: Insects; basisOfRecord: Pinned Specimen

Paratypes:

- scientificName: *Hyphantrophaga adrianguadamuzi*; phylum: Arthropoda; class: Insecta; order: Diptera; family: Tachinidae; genus: *Hyphantrophaga*; specificEpithet: *adrianguadamuzi*; scientificNameAuthorship: Fleming & Wood, 2018; continent: Central America; country: Costa Rica; countryCode: CR; stateProvince: Guanacaste; county: Sector Santa Rosa; locality: Area de Conservacion Guanacaste; verbatimLocality: Camino Borrachos; verbatimElevation: 295; verbatimLatitude: 10.8429; verbatimLongitude: -85.6161; verbatimCoordinateSystem: Decimal; decimalLatitude: 10.8429; decimalLongitude: -85.6161; samplingProtocol: Reared from the larva of the Pyralidae, *Paridnea holophaealis*; verbatimEventDate: 06-Aug-2009; individualID: DHJPAR0037527; individualCount: 1; sex: male; lifeStage: adult; preparations: pinned; catalogNumber: DHJPAR0037527; occurrenceDetails: <http://janzen.sas.upenn.edu>; recordedBy: D.H. Janzen, W. Hallwachs, & Guillermo Pereira; otherCatalogNumbers: ASHYC4272-10 ,09-SRNP-14043, BOLD:ABZ0529; identifiedBy: AJ Fleming; dateIdentified: 2017; language: en; institutionCode: CNC; collectionCode: Insects; basisOfRecord: Pinned Specimen

- b. scientificName: *Hyphantrophaga adrianguadamuzi*; phylum: Arthropoda; class: Insecta; order: Diptera; family: Tachinidae; genus: *Hyphantrophaga*; specificEpithet: *adrianguadamuzi*; scientificNameAuthorship: Fleming & Wood, 2018; continent: Central America; country: Costa Rica; countryCode: CR; stateProvince: Guanacaste; county: Sector Mundo Nuevo; locality: Area de Conservacion Guanacaste; verbatimLocality: Camino Pozo Tres; verbatimElevation: 733; verbatimLatitude: 10.7708; verbatimLongitude: -85.3742; verbatimCoordinateSystem: Decimal; decimalLatitude: 10.7708; decimalLongitude: -85.3742; samplingProtocol: Reared from the larva of the Pyralidae, *Paridnea holophaealis*; verbatimEventDate: 16-Aug-2009; individualID: DHJPAR0035662; individualCount: 1; sex: male; lifeStage: adult; preparations: pinned; catalogNumber: DHJPAR0035662; occurrenceDetails: <http://janzen.sas.upenn.edu>; recordedBy: D.H. Janzen, W. Hallwachs, & Jose Cortez; otherCatalogNumbers: ASHYD1043-09 ,09-SRNP-56575, BOLD:ABZ0529; identifiedBy: AJ Fleming; dateIdentified: 2017; language: en; institutionCode: CNC; collectionCode: Insects; basisOfRecord: Pinned Specimen
- c. scientificName: *Hyphantrophaga adrianguadamuzi*; phylum: Arthropoda; class: Insecta; order: Diptera; family: Tachinidae; genus: *Hyphantrophaga*; specificEpithet: *adrianguadamuzi*; scientificNameAuthorship: Fleming & Wood, 2018; continent: Central America; country: Costa Rica; countryCode: CR; stateProvince: Guanacaste; county: Sector Santa Rosa; locality: Area de Conservacion Guanacaste; verbatimLocality: Area Administrativa; verbatimElevation: 295; verbatimLatitude: 10.8376; verbatimLongitude: -85.6187; verbatimCoordinateSystem: Decimal; decimalLatitude: 10.8376; decimalLongitude: -85.6187; samplingProtocol: Reared from the larva of the Pyralidae, *Paridnea holophaealis*; verbatimEventDate: 29-Aug-2009; individualID: DHJPAR0035660; individualCount: 1; sex: female; lifeStage: adult; preparations: pinned; catalogNumber: DHJPAR0035660; occurrenceDetails: <http://janzen.sas.upenn.edu>; recordedBy: D.H. Janzen, W. Hallwachs, & Johan Vargas; otherCatalogNumbers: ASHYD1041-09 ,09-SRNP-14511, BOLD:ABZ0529; identifiedBy: AJ Fleming; dateIdentified: 2017; language: en; institutionCode: CNC; collectionCode: Insects; basisOfRecord: Pinned Specimen
- d. scientificName: *Hyphantrophaga adrianguadamuzi*; phylum: Arthropoda; class: Insecta; order: Diptera; family: Tachinidae; genus: *Hyphantrophaga*; specificEpithet: *adrianguadamuzi*; scientificNameAuthorship: Fleming & Wood, 2018; continent: Central America; country: Costa Rica; countryCode: CR; stateProvince: Guanacaste; county: Sector Santa Rosa; locality: Area de Conservacion Guanacaste; verbatimLocality: Area Administrativa; verbatimElevation: 295; verbatimLatitude: 10.8376; verbatimLongitude: -85.6187; verbatimCoordinateSystem: Decimal; decimalLatitude: 10.8376; decimalLongitude: -85.6187; samplingProtocol: Reared from the larva of the Pyralidae, *Paridnea holophaealis*; verbatimEventDate: 24-Nov-2011; individualID: DHJPAR0046407; individualCount: 1; sex: female; lifeStage: adult; preparations: pinned; catalogNumber: DHJPAR0046407; occurrenceDetails: <http://janzen.sas.upenn.edu>; recordedBy: D.H. Janzen, W. Hallwachs, & Guillermo Pereira; otherCatalogNumbers: ACGBA580-12 ,11-SRNP-14585, BOLD:ABZ0529; identifiedBy: AJ Fleming; dateIdentified: 2017; language: en; institutionCode: CNC; collectionCode: Insects; basisOfRecord: Pinned Specimen

Description

Male (Fig. 2). Length: 7–8 mm. **Head** (Fig. 2b): vertex 1/4 of head width; two reclinate upper orbital setae; ocellar setae arising behind anterior ocellus; ocellar triangle with a

very slight gold tinge compared to rest of fronto-orbital plate; fronto-orbital plate shiny silver and setulose, setulae not extending below lowest frontal seta; parafacial bare and shiny silver; facial ridge bare; eye densely haired; pedicel black, concolorous with postpedicel; arista distinctly thickened on basal $1/3$ – $1/4$; palpus light brown basally, apically orange, haired throughout. **Thorax** (Fig. 2a, c): brassy tomentose dorsally, contrasting with silver grey laterally; four thin yet prominent dorsal vittae, outermost two broken across suture, innermost pair unbroken, not reaching beyond 2nd postsutural dorsocentral seta; postpronotum with three setae arranged in a triangle; chaetotaxy: acrostichal setae 3:3; dorsocentral setae 3:4; intra-alar setae 2:3; supra-alar setae 2:3; two katepisternal setae; basal scutellar setae subequal in length to lateral scutellar setae; subapical scutellar setae strongest and longest of marginal scutellar setae, strongly divergent; apical scutellar setae $1/3$ of length of basal scutellar setae crossed apically; one pair of discal scutellar setae set as widely apart as subapical scutellar setae; scutellum concolorous with scutum. **Legs** (Fig. 2c): black in ground colour with dense covering of black hairs, making them appear darker; fore femur with dense silver tomentum on posterodorsal surface; hind coxa setose. **Wing** (Fig. 2a): hyaline, very slightly infuscate at base; vein R_{4+5} with two setulae at base. **Abdomen** (Fig. 2a, c): ground colour light brown; middorsal depression on $ST1+2$ not reaching hind margin; median marginal setae present on $ST1+2$ – $T3$; a complete row of marginal setae present on $T4$ and $T5$; discal setae present on $T3$ – $T5$; sex patch absent; distinct tomentose bands along anterior $4/5$ of $T3$ – $T5$. **Terminalia** (Fig. 2d, e, f): anterior edge of sternite 5 (Fig. 2f) with a deeply curved medial depression, posterior margin with a deep median cleft, smoothly U-shaped. Anterior plate of sternite 5 subequal to length of apical lobes; unsclerotised "window" ovoid to slightly rectangular, as wide as median cleft. Lateral lobe of sternite slightly pointed apically and with many short setae of equal length. Anterior plate of sternite 5 shorter than apical lobes. Cerci in posterior view (Fig. 2d) triangular with external edges inwardly wedged, slightly shorter than surstyli, blunt and rounded off towards apex, completely separate medially, diverging slightly at tips; in lateral view with a strong, almost 90 degree bend $1/5$ along their length. Surstylus in lateral view (Fig. 2e) almost parallel-sided along its length, ending in a slightly downcurved apex, making the structure appear fingerlike; basal half twice as wide as apical half; surstylus appearing fused with epandrium. Surstyli when viewed dorsally strongly divergent and wide open. Pregonite well-developed, $1/2$ as long as distiphallus, squared off, ending in a trumpet-like, flared apex. Postgonite elongate and slender, horn-shaped, subequal in length to pregonite, slightly narrowed towards apex, not strongly curved. Distiphallus sail-shaped, apically flared, with a slender median longitudinal sclerotised reinforcement on its posterior surface and a broad, anterolateral, sclerotised acrophallus on each side, joining the plate of opposite side on anterior surface near apex.

Female. Length: 6–9 mm. As male, differing only by the presence of two pairs of proclinate orbital setae.

Diagnosis

Hyphantrophaga adrianguadamuzi **sp. n.** can be distinguished from all other *Hyphantrophaga* species by the following combination of traits: pedicel black (concolorous with postpedicel), palpus brown basally and orange apically, two katepisternal setae, hind coxa setose, colouration of T5 matching rest of tergites, median marginal setae absent on ST1+2 and discal setae present on T3–T5.




Figure 2.

Hyphantrophaga adrianguadamuzi **sp. n.**; **a–c**: habitus; holotype male, voucher n. DHJPAR0007297; **d–f**: terminalia; male paratype, voucher n. DHJPAR0037527.

- a**: dorsal view [doi](#)
- b**: frontal view [doi](#)
- c**: lateral view [doi](#)
- d**: dorsal view [doi](#)
- e**: lateral view [doi](#)
- f**: sternite 5, ventral view [doi](#)

Etymology

Hyphantrophaga adrianguadamuzi **sp. n.** is named in recognition of Adrian Guadamuz Chavarría's dedication and work in finding and rearing the ACG caterpillars that contained tachinid larvae.

Distribution

Costa Rica, ACG, Guanacaste Province, 295–733 m elevation.

Ecology

Hyphantrophaga adrianguadamuzi **sp. n.** has been reared five times from one species of Lepidoptera in the family Pyralidae, *Paridnea holophealis* Ragonot, 1892, in dry forest and dry-rain lowland intergrade.

Hyphantrophaga albopilosa Fleming & Wood, sp. n.

- ZooBank [urn:lsid:zoobank.org:act:1BCF3C29-CCCF-4AF3-9372-6BB7FA910C87](http://www.zoobank.org/act:1BCF3C29-CCCF-4AF3-9372-6BB7FA910C87)

Materials

Holotype:

- scientificName: *Hyphantrophaga albopilosa*; phylum: Arthropoda; class: Insecta; order: Diptera; family: Tachinidae; genus: *Hyphantrophaga*; specificEpithet: *albopilosa*; scientificNameAuthorship: Fleming & Wood, 2018; continent: Central America; country: Costa Rica; countryCode: CR; stateProvince: Guanacaste; county: Sector Pitilla; locality: Area de Conservacion Guanacaste; verbatimLocality: Sendero Laguna; verbatimElevation: 680; verbatimLatitude: 10.9888; verbatimLongitude: -85.4234; verbatimCoordinateSystem: Decimal; decimalLatitude: 10.9888; decimalLongitude: -85.4234; samplingProtocol: Reared from the larva of the Sphingidae, *Adhemarius ypsilon*; verbatimEventDate: 18-Aug-2004; individualID: DHJPAR0007442; individualCount: 1; sex: male; lifeStage: adult; preparations: pinned; catalogNumber: DHJPAR0007442; occurrenceDetails: <http://janzen.sas.upenn.edu>; recordedBy: D.H. Janzen, W. Hallwachs & Manuel Rios; otherCatalogNumbers: ASTAT214-06, 04-SRNP-34031, BOLD:AAF3886; identifiedBy: AJ Fleming; dateIdentified: 2017; language: en; institutionCode: CNC; collectionCode: Insects; basisOfRecord: Pinned Specimen

Paratypes:

- scientificName: *Hyphantrophaga albopilosa*; phylum: Arthropoda; class: Insecta; order: Diptera; family: Tachinidae; genus: *Hyphantrophaga*; specificEpithet: *albopilosa*; scientificNameAuthorship: Fleming & Wood, 2018; continent: Central America; country: Costa Rica; countryCode: CR; stateProvince: Alajuela; county: Sector San Cristobal; locality: Area de Conservacion Guanacaste; verbatimLocality: Finca San Gabriel; verbatimElevation: 645; verbatimLatitude: 10.8777; verbatimLongitude: -85.3934; verbatimCoordinateSystem: Decimal; decimalLatitude: 10.8777; decimalLongitude: -85.3934; samplingProtocol: Reared from the larva of the Sphingidae, *Adhemarius ypsilon*; verbatimEventDate: 12-Jan-2014; individualID: DHJPAR0054045; individualCount: 1; sex: female; lifeStage: adult; preparations: pinned; catalogNumber:

DHJPAR0054045; occurrenceDetails: <http://janzen.sas.upenn.edu>; recordedBy: D.H. Janzen, W. Hallwachs & Elda Araya; otherCatalogNumbers: ASHYD3213-14, 13-SRNP-7080, BOLD:AAF3886; identifiedBy: AJ Fleming; dateIdentified: 2017; language: en; institutionCode: CNC; collectionCode: Insects; basisOfRecord: Pinned Specimen

- b. scientificName: *Hyphantrophaga albopilosa*; phylum: Arthropoda; class: Insecta; order: Diptera; family: Tachinidae; genus: *Hyphantrophaga*; specificEpithet: *albopilosa*; scientificNameAuthorship: Fleming & Wood, 2018; continent: Central America; country: Costa Rica; countryCode: CR; stateProvince: Alajuela; county: Sector San Cristobal; locality: Area de Conservacion Guanacaste; verbatimLocality: Sendero Corredor; verbatimElevation: 620; verbatimLatitude: 10.8787; verbatimLongitude: -85.3896; verbatimCoordinateSystem: Decimal; decimalLatitude: 10.8787; decimalLongitude: -85.3896; samplingProtocol: Reared from the larva of the Sphingidae, *Adhemarius ypsilon*; verbatimEventDate: 29-Nov-2006; individualID: DHJPAR0016631; individualCount: 1; sex: female; lifeStage: adult; preparations: pinned; catalogNumber: DHJPAR0016631; occurrenceDetails: <http://janzen.sas.upenn.edu>; recordedBy: D.H. Janzen, W. Hallwachs & Elda Araya; otherCatalogNumbers: ASTAP936-07, 06-SRNP-8879, BOLD:AAF3886; identifiedBy: AJ Fleming; dateIdentified: 2017; language: en; institutionCode: CNC; collectionCode: Insects; basisOfRecord: Pinned Specimen
- c. scientificName: *Hyphantrophaga albopilosa*; phylum: Arthropoda; class: Insecta; order: Diptera; family: Tachinidae; genus: *Hyphantrophaga*; specificEpithet: *albopilosa*; scientificNameAuthorship: Fleming & Wood, 2018; continent: Central America; country: Costa Rica; countryCode: CR; stateProvince: Alajuela; county: Sector San Cristobal; locality: Dos Rios; verbatimLocality: Finca San Gabriel; verbatimElevation: 645; verbatimLatitude: 10.8777; verbatimLongitude: -85.3934; verbatimCoordinateSystem: Decimal; decimalLatitude: 10.8777; decimalLongitude: -85.3934; samplingProtocol: Reared from the larva of the Sphingidae, *Adhemarius ypsilon*; verbatimEventDate: 22-Aug-2004; individualID: DHJPAR0007441; individualCount: 1; sex: female; lifeStage: adult; preparations: pinned; catalogNumber: DHJPAR0007441; occurrenceDetails: <http://janzen.sas.upenn.edu>; recordedBy: D.H. Janzen, W. Hallwachs & Osvaldo Espinoza; otherCatalogNumbers: ASTAT213-06, 04-SRNP-3482, BOLD:AAF3886; identifiedBy: AJ Fleming; dateIdentified: 2017; language: en; institutionCode: CNC; collectionCode: Insects; basisOfRecord: Pinned Specimen
- d. scientificName: *Hyphantrophaga albopilosa*; phylum: Arthropoda; class: Insecta; order: Diptera; family: Tachinidae; genus: *Hyphantrophaga*; specificEpithet: *albopilosa*; scientificNameAuthorship: Fleming & Wood, 2018; continent: Central America; country: Costa Rica; countryCode: CR; stateProvince: Guanacaste; county: Sector Pitilla; locality: Area de Conservacion Guanacaste; verbatimLocality: Amonias; verbatimElevation: 390; verbatimLatitude: 11.0425; verbatimLongitude: -85.4034; verbatimCoordinateSystem: Decimal; decimalLatitude: 11.0425; decimalLongitude: -85.4034; samplingProtocol: Reared from the larva of the Sphingidae, *Adhemarius ypsilon*; verbatimEventDate: 08-Sep-2012; individualID: DHJPAR0050333; individualCount: 1; sex: male; lifeStage: adult; preparations: pinned; catalogNumber: DHJPAR0050333; occurrenceDetails: <http://janzen.sas.upenn.edu>; recordedBy: D.H. Janzen, W. Hallwachs & Freddy Quesada; otherCatalogNumbers: ACGAZ1647-12, 12-SRNP-31215, BOLD:AAF3886; identifiedBy: AJ Fleming; dateIdentified: 2017; language: en; institutionCode: CNC; collectionCode: Insects; basisOfRecord: Pinned Specimen

Description

Male (Fig. 3). Length: 7–9 mm. **Head** (Fig. 3b): vertex $1/5$ of head width; one pair of reclinate upper orbital setae; ocellar setae arising behind anterior ocellus; ocellar triangle silver (slight gold tinge present but overall concolorous with fronto-orbital plate); fronto-orbital plate shiny silver and setulose, setulae not extending below lowest frontal seta; parafacial brilliant silver and bare; facial ridge bare; eye with short sparse ommatrichia up to 2X as long as one ommatidium; pedicel brownish-black with some orange, concolorous with postpedicel; arista brown, very minutely pubescent, distinctly thickened on basal $1/3$ – $1/4$; palpus yellow and densely haired, apically clubbed. **Thorax** (Fig. 3a, c): bright brassy-gold tomentose dorsally, contrasting with silver grey laterally; densely covered in blond setulae along anterior and lateral surfaces, dorsally with dense dark setulae interspersed amongst setae; four thin yet prominent dorsal vittae, outermost two broken across suture, innermost pair unbroken, reaching just beyond 2nd postsutural dorsocentral seta; postpronotum with 4–5 setae arranged in a triangle; chaetotaxy: acrostichal setae 3:3; dorsocentral setae 3:4; intra-alar setae 2:3; supra-alar setae 2:3; two katapisternal setae; basal scutellar setae subequal in length to subapical scutellar setae; lateral scutellar setae less than $1/2$ as long as subapical scutellar setae, curving inwards medially; apical scutellar setae subequal in length to lateral scutellar setae, crossed apically; one pair of discal scutellar setae more widely set than apical setae but more narrowly set than subapical setae; scutellum concolorous with scutum. **Legs** (Fig. 3c): brilliant yellow in ground colour; fore femur with dense silver tomentum on posterodorsal surface; hind coxa bare. **Wing** (Fig. 3a): pale translucent, hyaline, not distinctly infuscate; vein R_{4+5} with 2–3 setulae at base. **Abdomen** (Fig. 3a, c): ground colour yellow; middorsal depression on ST1+2 almost reaching hind margin; median marginal setae absent on ST1+2, present on T3; a complete row of marginal setae present on T4; discal setae only on T5; sex patch covering ventral surfaces of T4–T5; distinct brassy tomentose bands along anterior edge of T3 and T4, broken medially by a dorsocentral stripe and covering almost 80% of tergites; T5 with brassy tomentum throughout. **Terminalia** (Fig. 3d, e, f): anterior margin of sternite 5 (Fig. 3f) with a deeply curved medial depression, posterior margin with a deep median cleft, smoothly U-shaped. Lateral lobe of sternite slightly pointed apically and with many short setulae of equal length. Anterior plate of sternite 5 shorter than apical lobes. Unsclerotised "window" anterior to median cleft broadly rounded, stalked and convex reminiscent of a mushroom cap, extending as widely as median cleft. Cerci in posterior view (Fig. 3d) triangular with external edges inwardly wedged, slightly shorter than surstyli, blunt and rounded off towards apex, completely separate medially, diverging slightly at tips; in lateral view with a strong, almost 90 degree bend $1/5$ along their length. Surstylus in lateral view (Fig. 3e) almost parallel-sided along its length, ending in a slightly downcurved apex, making the structure appear fingerlike; basal half, twice as wide as apical half; surstylus appearing fused with epandrium. Surstyli when viewed dorsally strongly divergent and wide open. Pregonite well-developed, $1/2$ as long as distiphallus, squared off, ending in a trumpet-like, flared apex. Postgonite elongate and slender, horn-shaped, subequal in length to pregonite, slightly narrowed towards apex, not strongly curved. Distiphallus sail-shaped, apically

flared, with a slender median longitudinal sclerotised reinforcement on its posterior surface and a broad, anterolateral, sclerotised acrophallus on each side, joining the plate of opposite side on anterior surface near apex.




Figure 3.

Hyphantrophaga albopilosa sp. n.; a–c: habitus; holotype male, voucher n. DHJPAR0007442; d–f: terminalia; male paratype, voucher n. 04-SRNP-34031.

a: dorsal view [doi](#)

b: frontal view [doi](#)

c: lateral view [doi](#)

d: dorsal view [doi](#)

e: lateral view [doi](#)

f: sternite 5, ventral view [doi](#)

Female. Length: 7–9 mm. As male, differing only by the presence of two pairs of proclinate orbital setae.

Diagnosis

Hyphantrophaga albopilosa **sp. n.** can be distinguished from all other *Hyphantrophaga* species by the following combination of traits: brilliant silver parafacial, two katapisternal setae, dense covering of blond setulae along lateral surface of thorax, brilliant yellow legs, hind coxa bare and abdomen yellow in ground colour.

Etymology

From the Latin adjective “*albopilosa*”, meaning “white-haired”, in reference to its blond thoracic setulae.

Distribution

Costa Rica, ACG, Alajuela and Guanacaste Provinces, 390–645 m elevation.

Ecology

Hyphantrophaga albopilosa **sp. n.** has been reared six times from a single species of Lepidoptera in the family Sphingidae, *Adhemarius ypsilon* (Rothschild & Jordan, 1903), in rain forest.

Hyphantrophaga anacordobae Fleming & Wood, **sp. n.**

- ZooBank urn:lsid:zoobank.org:act:5F5907DE-B5AD-4947-823F-527624FDE70B

Materials

Holotype:

- scientificName: *Hyphantrophaga anacordobae*; phylum: Arthropoda; class: Insecta; order: Diptera; family: Tachinidae; genus: *Hyphantrophaga*; specificEpithet: *anacordobae*; scientificNameAuthorship: Fleming & Wood, 2018; continent: Central America; country: Costa Rica; countryCode: CR; stateProvince: Guanacaste; county: Sector Cacao; locality: Area de Conservacion Guanacaste; verbatimLocality: Sendero Ponderosa; verbatimElevation: 1060; verbatimLatitude: 10.9146; verbatimLongitude: -85.4626; verbatimCoordinateSystem: Decimal; decimalLatitude: 10.9146; decimalLongitude: -85.4626; samplingProtocol: Reared from the larva of the Nymphalidae, *Morpho justitiae*; verbatimEventDate: 04-Nov-2002; individualID: DHJPAR0007484; individualCount: 1; sex: male; lifeStage: adult; preparations: pinned; catalogNumber: DHJPAR0007484; occurrenceDetails: <http://janzen.sas.upenn.edu>; recordedBy: D.H. Janzen, W. Hallwachs & Freddy Quesada; otherCatalogNumbers: ASTAT256-06, 02-SRNP-23842, BOLD:AAC5448; identifiedBy: AJ Fleming; dateIdentified: 2017; language: en; institutionCode: CNC; collectionCode: Insects; basisOfRecord: Pinned Specimen

Paratypes:

- a. scientificName: *Hyphantrophaga anacordobae*; phylum: Arthropoda; class: Insecta; order: Diptera; family: Tachinidae; genus: *Hyphantrophaga*; specificEpithet: *anacordobae*; scientificNameAuthorship: Fleming & Wood, 2018; continent: Central America; country: Costa Rica; countryCode: CR; stateProvince: Guanacaste; county: Sector Santa Maria; locality: Area de Conservacion Guanacaste; verbatimLocality: Estacion Santa Maria; verbatimElevation: 840; verbatimLatitude: 10.7645; verbatimLongitude: -85.3116; verbatimCoordinateSystem: Decimal; decimalLatitude: 10.7645; decimalLongitude: -85.3116; samplingProtocol: Reared from the larva of the Nymphalidae, *Morpho justitiae*; verbatimEventDate: 16-Nov-1995; individualID: DHJPAR0007481; individualCount: 1; sex: female; lifeStage: adult; preparations: pinned; catalogNumber: DHJPAR0007481; occurrenceDetails: <http://janzen.sas.upenn.edu>; recordedBy: D.H. Janzen, W. Hallwachs & gusaneros; otherCatalogNumbers: ASTAT253-06, 95-SRNP-10486, BOLD: AAC5448; identifiedBy: AJ Fleming; dateIdentified: 2017; language: en; institutionCode: CNC; collectionCode: Insects; basisOfRecord: Pinned Specimen
- b. scientificName: *Hyphantrophaga anacordobae*; phylum: Arthropoda; class: Insecta; order: Diptera; family: Tachinidae; genus: *Hyphantrophaga*; specificEpithet: *anacordobae*; scientificNameAuthorship: Fleming & Wood, 2018; continent: Central America; country: Costa Rica; countryCode: CR; stateProvince: Guanacaste; county: Sector Cacao; locality: Area de Conservacion Guanacaste; verbatimLocality: Sendero Ponderosa; verbatimElevation: 1060; verbatimLatitude: 10.9146; verbatimLongitude: -85.4626; verbatimCoordinateSystem: Decimal; decimalLatitude: 10.9146; decimalLongitude: -85.4626; samplingProtocol: Reared from the larva of the Nymphalidae, *Morpho justitiae*; verbatimEventDate: 14-Nov-2002; individualID: DHJPAR0007482; individualCount: 1; sex: male; lifeStage: adult; preparations: pinned; catalogNumber: DHJPAR0007482; occurrenceDetails: <http://janzen.sas.upenn.edu>; recordedBy: D.H. Janzen, W. Hallwachs & Mariano Pereira; otherCatalogNumbers: ASTAT254-06, 02-SRNP-23679, BOLD: AAC5448; identifiedBy: AJ Fleming; dateIdentified: 2017; language: en; institutionCode: CNC; collectionCode: Insects; basisOfRecord: Pinned Specimen
- c. scientificName: *Hyphantrophaga anacordobae*; phylum: Arthropoda; class: Insecta; order: Diptera; family: Tachinidae; genus: *Hyphantrophaga*; specificEpithet: *anacordobae*; scientificNameAuthorship: Fleming & Wood, 2018; continent: Central America; country: Costa Rica; countryCode: CR; stateProvince: Guanacaste; county: Sector Cacao; locality: Area de Conservacion Guanacaste; verbatimLocality: Sendero Ponderosa; verbatimElevation: 1060; verbatimLatitude: 10.9146; verbatimLongitude: -85.4626; verbatimCoordinateSystem: Decimal; decimalLatitude: 10.9146; decimalLongitude: -85.4626; samplingProtocol: Reared from the larva of the Nymphalidae, *Morpho justitiae*; verbatimEventDate: 11-Oct-2002; individualID: DHJPAR0007483; individualCount: 1; sex: female; lifeStage: adult; preparations: pinned; catalogNumber: DHJPAR0007483; occurrenceDetails: <http://janzen.sas.upenn.edu>; recordedBy: D.H. Janzen, W. Hallwachs & Mariano Pereira; otherCatalogNumbers: ASTAT255-06, 02-SRNP-23680, BOLD: AAC5448; identifiedBy: AJ Fleming; dateIdentified: 2017; language: en; institutionCode: CNC; collectionCode: Insects; basisOfRecord: Pinned Specimen
- d. scientificName: *Hyphantrophaga anacordobae*; phylum: Arthropoda; class: Insecta; order: Diptera; family: Tachinidae; genus: *Hyphantrophaga*; specificEpithet: *anacordobae*; scientificNameAuthorship: Fleming & Wood, 2018; continent: Central America; country: Costa Rica; countryCode: CR; stateProvince: Guanacaste; county:

- Sector Santa Maria; locality: Area de Conservacion Guanacaste; verbatimLocality: Estacion Santa Maria; verbatimElevation: 840; verbatimLatitude: 10.7645; verbatimLongitude: -85.3116; verbatimCoordinateSystem: Decimal; decimalLatitude: 10.7645; decimalLongitude: -85.3116; samplingProtocol: Reared from the larva of the Nymphalidae, *Morpho justitiae*; verbatimEventDate: 19-Nov-1995; individualID: DHJPAR0007480; individualCount: 1; sex: female; lifeStage: adult; preparations: pinned; catalogNumber: DHJPAR0007480; occurrenceDetails: <http://janzen.sas.upenn.edu>; recordedBy: D.H. Janzen, W. Hallwachs & gusaneros; otherCatalogNumbers: ASTAT252-06, 95-SRNP-10486.1, BOLD:AAC5448; identifiedBy: AJ Fleming; dateIdentified: 2017; language: en; institutionCode: CNC; collectionCode: Insects; basisOfRecord: Pinned Specimen
- e. scientificName: *Hyphantrophaga anacordobae*; phylum: Arthropoda; class: Insecta; order: Diptera; family: Tachinidae; genus: *Hyphantrophaga*; specificEpithet: *anacordobae*; scientificNameAuthorship: Fleming & Wood, 2018; continent: Central America; country: Costa Rica; countryCode: CR; stateProvince: Guanacaste; county: Sector Cacao; locality: Area de Conservacion Guanacaste; verbatimLocality: Sendero Ponderosa; verbatimElevation: 1060; verbatimLatitude: 10.9146; verbatimLongitude: -85.4626; verbatimCoordinateSystem: Decimal; decimalLatitude: 10.9146; decimalLongitude: -85.4626; samplingProtocol: Reared from the larva of the Nymphalidae, *Morpho justitiae*; verbatimEventDate: 16-Nov-2002; individualID: DHJPAR0007485; individualCount: 1; sex: male; lifeStage: adult; preparations: pinned; catalogNumber: DHJPAR0007485; occurrenceDetails: <http://janzen.sas.upenn.edu>; recordedBy: D.H. Janzen, W. Hallwachs & Guillermo Pereira; otherCatalogNumbers: ASTAT257-06, 02-SRNP-23678, BOLD:AAC5448; identifiedBy: AJ Fleming; dateIdentified: 2017; language: en; institutionCode: CNC; collectionCode: Insects; basisOfRecord: Pinned Specimen
- f. scientificName: *Hyphantrophaga anacordobae*; phylum: Arthropoda; class: Insecta; order: Diptera; family: Tachinidae; genus: *Hyphantrophaga*; specificEpithet: *anacordobae*; scientificNameAuthorship: Fleming & Wood, 2018; continent: Central America; country: Costa Rica; countryCode: CR; stateProvince: Guanacaste; county: Sector Cacao; locality: Area de Conservacion Guanacaste; verbatimLocality: Sendero Ponderosa; verbatimElevation: 1060; verbatimLatitude: 10.9146; verbatimLongitude: -85.4626; verbatimCoordinateSystem: Decimal; decimalLatitude: 10.9146; decimalLongitude: -85.4626; samplingProtocol: Reared from the larva of the Nymphalidae, *Morpho justitiae*; verbatimEventDate: 28-Jan-2003; individualID: DHJPAR0007486; individualCount: 1; sex: female; lifeStage: adult; preparations: pinned; catalogNumber: DHJPAR0007486; occurrenceDetails: <http://janzen.sas.upenn.edu>; recordedBy: D.H. Janzen, W. Hallwachs & Freddy Quesada; otherCatalogNumbers: ASTAT258-06, 02-SRNP-24540.7, BOLD:AAC5448; identifiedBy: AJ Fleming; dateIdentified: 2017; language: en; institutionCode: CNC; collectionCode: Insects; basisOfRecord: Pinned Specimen
- g. scientificName: *Hyphantrophaga anacordobae*; phylum: Arthropoda; class: Insecta; order: Diptera; family: Tachinidae; genus: *Hyphantrophaga*; specificEpithet: *anacordobae*; scientificNameAuthorship: Fleming & Wood, 2018; continent: Central America; country: Costa Rica; countryCode: CR; stateProvince: Guanacaste; county: Sector Cacao; locality: Area de Conservacion Guanacaste; verbatimLocality: Sendero Ponderosa; verbatimElevation: 1060; verbatimLatitude: 10.9146; verbatimLongitude: -85.4626; verbatimCoordinateSystem: Decimal; decimalLatitude: 10.9146; decimalLongitude: -85.4626; samplingProtocol: Reared from the larva of the Nymphalidae, *Morpho justitiae*; verbatimEventDate: 31-Jan-2003; individualID:

- DHJPAR0007487; individualCount: 1; sex: male; lifeStage: adult; preparations: pinned; catalogNumber: DHJPAR0007487; occurrenceDetails: <http://janzen.sas.upenn.edu>; recordedBy: D.H. Janzen, W. Hallwachs & Harry Ramirez; otherCatalogNumbers: ASTAT259-06, 02-SRNP-24536.7, BOLD:AAC5448; identifiedBy: AJ Fleming; dateIdentified: 2017; language: en; institutionCode: CNC; collectionCode: Insects; basisOfRecord: Pinned Specimen
- h. scientificName: *Hyphantrophaga anacordobae*; phylum: Arthropoda; class: Insecta; order: Diptera; family: Tachinidae; genus: *Hyphantrophaga*; specificEpithet: *anacordobae*; scientificNameAuthorship: Fleming & Wood, 2018; continent: Central America; country: Costa Rica; countryCode: CR; stateProvince: Guanacaste; county: Sector Cacao; locality: Area de Conservacion Guanacaste; verbatimLocality: Sendero Ponderosa; verbatimElevation: 1060; verbatimLatitude: 10.9146; verbatimLongitude: -85.4626; verbatimCoordinateSystem: Decimal; decimalLatitude: 10.9146; decimalLongitude: -85.4626; samplingProtocol: Reared from the larva of the Nymphalidae, *Morpho justitiae*; verbatimEventDate: 11-Dec-2002; individualID: DHJPAR0007488; individualCount: 1; sex: male; lifeStage: adult; preparations: pinned; catalogNumber: DHJPAR0007488; occurrenceDetails: <http://janzen.sas.upenn.edu>; recordedBy: D.H. Janzen, W. Hallwachs & Mariano Pereira; otherCatalogNumbers: ASTAT260-06, 02-SRNP-24200, BOLD:AAC5448; identifiedBy: AJ Fleming; dateIdentified: 2017; language: en; institutionCode: CNC; collectionCode: Insects; basisOfRecord: Pinned Specimen
- i. scientificName: *Hyphantrophaga anacordobae*; phylum: Arthropoda; class: Insecta; order: Diptera; family: Tachinidae; genus: *Hyphantrophaga*; specificEpithet: *anacordobae*; scientificNameAuthorship: Fleming & Wood, 2018; continent: Central America; country: Costa Rica; countryCode: CR; stateProvince: Guanacaste; county: Sector Cacao; locality: Area de Conservacion Guanacaste; verbatimLocality: Sendero Ponderosa; verbatimElevation: 1060; verbatimLatitude: 10.9146; verbatimLongitude: -85.4626; verbatimCoordinateSystem: Decimal; decimalLatitude: 10.9146; decimalLongitude: -85.4626; samplingProtocol: Reared from the larva of the Nymphalidae, *Morpho justitiae*; verbatimEventDate: 21-Feb-2003; individualID: DHJPAR0007489; individualCount: 1; sex: female; lifeStage: adult; preparations: pinned; catalogNumber: DHJPAR0007489; occurrenceDetails: <http://janzen.sas.upenn.edu>; recordedBy: D.H. Janzen, W. Hallwachs & Mariano Pereira; otherCatalogNumbers: ASTAT261-06, 02-SRNP-24542, BOLD:AAC5448; identifiedBy: AJ Fleming; dateIdentified: 2017; language: en; institutionCode: CNC; collectionCode: Insects; basisOfRecord: Pinned Specimen
- j. scientificName: *Hyphantrophaga anacordobae*; phylum: Arthropoda; class: Insecta; order: Diptera; family: Tachinidae; genus: *Hyphantrophaga*; specificEpithet: *anacordobae*; scientificNameAuthorship: Fleming & Wood, 2018; continent: Central America; country: Costa Rica; countryCode: CR; stateProvince: Guanacaste; county: Sector Del Oro; locality: Area de Conservacion Guanacaste; verbatimLocality: Monte Cristo; verbatimElevation: 525; verbatimLatitude: 11.0137; verbatimLongitude: -85.4253; verbatimCoordinateSystem: Decimal; decimalLatitude: 11.0137; decimalLongitude: -85.4253; samplingProtocol: Reared from the larva of the Nymphalidae, *Morpho justitiae*; verbatimEventDate: 26-May-2007; individualID: DHJPAR0019597; individualCount: 1; sex: female; lifeStage: adult; preparations: pinned; catalogNumber: DHJPAR0019597; occurrenceDetails: <http://janzen.sas.upenn.edu>; recordedBy: D.H. Janzen, W. Hallwachs & Roster Moraga; otherCatalogNumbers: ASTAB145-07, 07-SRNP-21398, BOLD:AAC5448; identifiedBy:

- AJ Fleming; dateIdentified: 2017; language: en; institutionCode: CNC; collectionCode: Insects; basisOfRecord: Pinned Specimen
- k. scientificName: *Hyphantrophaga anacordobae*; phylum: Arthropoda; class: Insecta; order: Diptera; family: Tachinidae; genus: *Hyphantrophaga*; specificEpithet: *anacordobae*; scientificNameAuthorship: Fleming & Wood, 2018; continent: Central America; country: Costa Rica; countryCode: CR; stateProvince: Alajuela; county: Sector San Cristobal; locality: Area de Conservacion Guanacaste; verbatimLocality: Tajo Angeles; verbatimElevation: 540; verbatimLatitude: 10.8647; verbatimLongitude: -85.4153; verbatimCoordinateSystem: Decimal; decimalLatitude: 10.8647; decimalLongitude: -85.4153; samplingProtocol: Reared from the larva of the Nymphalidae, *Morpho amathonte*; verbatimEventDate: 24-Nov-2010; individualID: DHJPAR0040955; individualCount: 1; sex: male; lifeStage: adult; preparations: pinned; catalogNumber: DHJPAR0040955; occurrenceDetails: <http://janzen.sas.upenn.edu>; recordedBy: D.H. Janzen, W. Hallwachs & Carolina Cano; otherCatalogNumbers: ASHYF870-11, 10-SRNP-4655, BOLD:AAC5448; identifiedBy: AJ Fleming; dateIdentified: 2017; language: en; institutionCode: CNC; collectionCode: Insects; basisOfRecord: Pinned Specimen
- l. scientificName: *Hyphantrophaga anacordobae*; phylum: Arthropoda; class: Insecta; order: Diptera; family: Tachinidae; genus: *Hyphantrophaga*; specificEpithet: *anacordobae*; scientificNameAuthorship: Fleming & Wood, 2018; continent: Central America; country: Costa Rica; countryCode: CR; stateProvince: Guanacaste; county: Sector Pitilla; locality: Area de Conservacion Guanacaste; verbatimLocality: Sendero Cuestona; verbatimEventDate: 09-Oct-2016; individualID: DHJPAR0059877; individualCount: 1; sex: male; lifeStage: adult; preparations: pinned; catalogNumber: DHJPAR0059877; occurrenceDetails: <http://janzen.sas.upenn.edu>; recordedBy: D.H. Janzen, W. Hallwachs & Manuel Rios; otherCatalogNumbers: ACGBA6298-16, 16-SRNP-31601, BOLD:AAC5448; identifiedBy: AJ Fleming; dateIdentified: 2107; language: en; institutionCode: CNC; collectionCode: Insects; basisOfRecord: Pinned Specimen

Description

Male (Fig. 4). Length: 9–12 mm. **Head** (Fig. 4b): vertex 1/4 of head width; two pairs of reclinate upper orbital setae; ocellar setae arising behind anterior ocellus; ocellar triangle black medially, brassy/silver laterally; fronto-orbital plate shiny silver and densely setulose, setulae not extending below lowest frontal seta; parafacial silver and bare; eye densely haired; facial ridge bare; pedicel black, concolorous with postpedicel; arista dark brown, very minutely pubescent, distinctly thickened on basal 1/3–1/4; palpus yellow and densely haired so as to appear darkened, apically with a slight clubbed appearance. **Thorax** (Fig. 4a, c): slightly brassy tomentose dorsally, contrasting with dark silver grey laterally; densely covered in black setulae along all surfaces, interspersed amongst setae; four thick and prominent dorsal vittae, outermost two broken across suture, innermost pair unbroken, reaching just beyond 2nd postsutural dorsocentral seta; postpronotum with 5–6 setae arranged in a triangle; chaetotaxy: acrostichal setae 3:3; dorsocentral setae 3:4; intra-alar setae 2–3:3; supra-alar setae 2:3; three katapisternal setae; basal scutellar setae subequal to slightly shorter than subapical scutellar setae; lateral scutellar setae subequal in length to apical setae, with a strong inward curve medially; apical scutellar setae 1/2 as long as

subapical scutellar setae, crossed apically; one pair of discal scutellar setae set as widely apart as subapical setae; scutellum darkened across basal 20%, remainder concolorous with scutum. **Legs** (Fig. 4c): ground colour black; fore femur with dense silver tomentum on posterodorsal surface; hind coxa bare. **Wing** (Fig. 4a): pale translucent, hyaline, not distinctly infuscate; vein R_{4+5} with 3–4 setulae at base. **Abdomen** (Fig. 4a, c): ground colour dark reddish-brown, appearing black; middorsal depression on ST1+2 almost reaching hind margin; median marginal setae absent on ST1+2, present on T3; complete row of marginal setae present on T4; discal setae only on T5; sex patch covering 50% of the laterodorsal surface of T4 and the ventral surfaces of T4–T5; distinct brassy tomentose bands along anterior edge of T3 and T4, broken medially by a dorsocentral stripe and covering almost 40% of tergites; T5 with brassy tomentum throughout. **Terminalia** (Fig. 4d, e, f): sternite 5 (Fig. 4f) with a deeply excavated median cleft, squared off U-shaped, margins covered in dense tomentum. Lateral lobes of sternite rounded triangular apically, with 2–3 strong setae surrounded by many shorter, weaker setulae. Anterior plate of sternite 5 subequal to length of apical lobes; unsclerotised "window" slightly rectangular, two palmlike arms extending as wide as median cleft. Lateral lobe of sternite slightly pointed apically and with many short setae of equal length. Cerci in posterior view (Fig. 4d) slightly triangular and subequal in length to surstyli, blunt and rounded at apex, completely separate medially, appearing but not divergent; in lateral view with a strong downward angle commencing at midpoint; densely setulose along basal 2/3 dorsally, setulose ventrally along entire length (visible in lateral view). Surstylus in lateral view (Fig. 4e) almost parallel-sided along its length, ending in a slightly downcurved apex, making the structure appear blade-like; surstylus appearing to be fused with epandrium; when viewed dorsally surstyli appearing concave with a bulbous base where surstyli meet epandrium, inner margin straight slightly divergent at apices. Pregonite short, 0.5 times as long as distiphallus, bare and rounded off apically. Postgonite slightly narrow, 1/3 as wide as pregonite, sharply pointed and curved, vaguely C-shaped. Distiphallus ~1.5 times as long as basiphallus. Distiphallus sail-shaped, with a slender median longitudinal sclerotised reinforcement on its posterior surface and a broad, anterolateral, sclerotised acrophallus on each side, joining the plate of opposite side on anterior surface near apex.

Female. Length: 8–11 mm. As male, differing only by the presence of two pairs of proclinate orbital setae.

Diagnosis

Hyphantrophaga anacordobae **sp. n.** can be distinguished from all other *Hyphantrophaga* species by the following combination of traits: three katepisternal setae, legs entirely black, hind coxa bare, ground colour of abdomen dark reddish-brown (appearing black under certain angles of light) and median marginal setae absent from ST1+2.

Etymology

Hyphantrophaga anacordobae **sp. n.** is named in recognition of Anabelle Córdoba Alemán's dedication and work in finding and rearing the ACG caterpillars that contained tachinid larvae.




Figure 4.

Hyphantrophaga anacordobae **sp. n.**; **a–c**: habitus; holotype male, voucher n. DHJPAR0007484; **d–f**: terminalia; male paratype, voucher n. DHJPAR0007487.

a: dorsal view [doi](#)

b: frontal view [doi](#)

c: lateral view [doi](#)

d: dorsal view [doi](#)

e: lateral view [doi](#)

f: sternite 5, ventral view [doi](#)

Distribution

Costa Rica, ACG, Guanacaste Province, 525–1060 m elevation.

Ecology

Hyphantrophaga anacordobae sp. n. has been reared 13 times from two species of Lepidoptera in the family Nymphalidae, *Morpho helenor* (Cramer, 1776) and *Morpho justitiae* (Salvin & Godman, 1868), in rain forest, cloud forest and dry-rain lowland intergrade.

Hyphantrophaga angustata (van der Wulp, 1890)

Materials

Holotype:

- a. scientificName: *Hyphantrophaga angustata*; phylum: Arthropoda; class: Insecta; order: Diptera; family: Tachinidae; genus: *Exorista*; specificEpithet: *angustata*; scientificNameAuthorship: (van der Wulp, 1890); continent: Central America; country: Mexico; countryCode: MX; stateProvince: Guerrero; county: Chilpancingo; verbatimElevation: 4600; individualCount: 1; sex: male; lifeStage: adult; preparations: pinned; recordedBy: H.H. Smith; identifiedBy: Wood; dateIdentified: 2015; language: en; institutionCode: NHMUK; collectionCode: Insects; basisOfRecord: Pinned Specimen

Other materials:

- a. scientificName: *Hyphantrophaga angustata*; phylum: Arthropoda; class: Insecta; order: Diptera; family: Tachinidae; genus: *Zenillia*; specificEpithet: *coquilletti*; scientificNameAuthorship: (Aldrich & Webber, 1924); continent: North America; country: United States of America; countryCode: US; stateProvince: Texas; county: Belfrage; individualID: 25702; individualCount: 1; sex: male; lifeStage: adult; preparations: pinned; recordedBy: C.V. Riley; otherCatalogNumbers: Type. No. 25702 USNM; identifiedBy: AJ Fleming; dateIdentified: 2017; language: en; institutionCode: USNM; collectionCode: Insects; basisOfRecord: Pinned Specimen
- b. scientificName: *Hyphantrophaga angustata*; phylum: Arthropoda; class: Insecta; order: Diptera; family: Tachinidae; genus: *Hyphantrophaga*; specificEpithet: *angustata*; scientificNameAuthorship: (van der Wulp, 1890); continent: Central America; country: Costa Rica; countryCode: CR; stateProvince: Guanacaste; county: Sector Mundo Nuevo; locality: Area de Conservacion Guanacaste; verbatimLocality: Estacion La Perla; verbatimElevation: 325; verbatimLatitude: 10.7674; verbatimLongitude: -85.4331; verbatimCoordinateSystem: Decimal; decimalLatitude: 10.7674; decimalLongitude: -85.4331; samplingProtocol: Reared from the larva of the Thyrididae, *Dysodia immargo*; verbatimEventDate: 17-Aug-2013; individualID: DHJPAR0052588; individualCount: 1; sex: male; lifeStage: adult; preparations: pinned; catalogNumber: DHJPAR0052588; occurrenceDetails: <http://janzen.sas.upenn.edu>; recordedBy: D.H. Janzen, W. Hallwachs & Jose Cortez; otherCatalogNumbers: ASHYM1942-13, 13-SRNP-55696, BOLD:AAD0627; identifiedBy: AJ Fleming; dateIdentified: 2017; language: en; institutionCode: CNC; collectionCode: Insects; basisOfRecord: Pinned Specimen

- c. scientificName: *Hyphantrophaga angustata*; phylum: Arthropoda; class: Insecta; order: Diptera; family: Tachinidae; genus: *Hyphantrophaga*; specificEpithet: *angustata*; scientificNameAuthorship: (van der Wulp, 1890); continent: Central America; country: Costa Rica; countryCode: CR; stateProvince: Guanacaste; county: Sector Santa Rosa; locality: Area de Conservacion Guanacaste; verbatimLocality: Bosque San Emilio; verbatimElevation: 300; verbatimLatitude: 10.8439; verbatimLongitude: -85.6138; verbatimCoordinateSystem: Decimal; decimalLatitude: 10.8439; decimalLongitude: -85.6138; samplingProtocol: Reared from the larva of the Thyrididae, *Dysodia speculifera*; verbatimEventDate: 14-Oct-2001; individualID: DHJPAR0007320; individualCount: 1; sex: female; lifeStage: adult; preparations: pinned; catalogNumber: DHJPAR0007320; occurrenceDetails: <http://janzen.sas.upenn.edu>; recordedBy: D.H. Janzen, W. Hallwachs & gusaneros; otherCatalogNumbers: ASTAT092-06, 01-SRNP-14940, BOLD:AAD0627; identifiedBy: AJ Fleming; dateIdentified: 2017; language: en; institutionCode: CNC; collectionCode: Insects; basisOfRecord: Pinned Specimen
- d. scientificName: *Hyphantrophaga angustata*; phylum: Arthropoda; class: Insecta; order: Diptera; family: Tachinidae; genus: *Hyphantrophaga*; specificEpithet: *angustata*; scientificNameAuthorship: (van der Wulp, 1890); continent: Central America; country: Costa Rica; countryCode: CR; stateProvince: Guanacaste; county: Sector Santa Rosa; locality: Area de Conservacion Guanacaste; verbatimLocality: Area Administrativa; verbatimElevation: 295; verbatimLatitude: 10.8376; verbatimLongitude: -85.6187; verbatimCoordinateSystem: Decimal; decimalLatitude: 10.8376; decimalLongitude: -85.6187; samplingProtocol: Reared from the larva of the Thyrididae, *Dysodia speculifera*; verbatimEventDate: 15-Aug-2002; individualID: DHJPAR0007317; individualCount: 1; sex: male; lifeStage: adult; preparations: pinned; catalogNumber: DHJPAR0007317; occurrenceDetails: <http://janzen.sas.upenn.edu>; recordedBy: D.H. Janzen & W. Hallwachs; otherCatalogNumbers: ASTAT089-06, 02-SRNP-12711, BOLD:AAD0627; identifiedBy: AJ Fleming; dateIdentified: 2017; language: en; institutionCode: CNC; collectionCode: Insects; basisOfRecord: Pinned Specimen
- e. scientificName: *Hyphantrophaga angustata*; phylum: Arthropoda; class: Insecta; order: Diptera; family: Tachinidae; genus: *Hyphantrophaga*; specificEpithet: *angustata*; scientificNameAuthorship: (van der Wulp, 1890); continent: Central America; country: Costa Rica; countryCode: CR; stateProvince: Guanacaste; county: Sector Santa Rosa; locality: Area de Conservacion Guanacaste; verbatimLocality: Area Administrativa; verbatimElevation: 295; verbatimLatitude: 10.8376; verbatimLongitude: -85.6187; verbatimCoordinateSystem: Decimal; decimalLatitude: 10.8376; decimalLongitude: -85.6187; samplingProtocol: Reared from the larva of the Thyrididae, *Dysodia speculifera*; verbatimEventDate: 04-Aug-2002; individualID: DHJPAR0007323; individualCount: 1; sex: male; lifeStage: adult; preparations: pinned; catalogNumber: DHJPAR0007323; occurrenceDetails: <http://janzen.sas.upenn.edu>; recordedBy: D.H. Janzen & W. Hallwachs; otherCatalogNumbers: ASTAT095-06, 02-SRNP-12709, BOLD:AAD0627; identifiedBy: AJ Fleming; dateIdentified: 2017; language: en; institutionCode: CNC; collectionCode: Insects; basisOfRecord: Pinned Specimen
- f. scientificName: *Hyphantrophaga angustata*; phylum: Arthropoda; class: Insecta; order: Diptera; family: Tachinidae; genus: *Hyphantrophaga*; specificEpithet: *angustata*; scientificNameAuthorship: (van der Wulp, 1890); continent: Central America; country: Costa Rica; countryCode: CR; stateProvince: Guanacaste; county: Sector Santa Rosa; locality: Area de Conservacion Guanacaste; verbatimLocality: Bosque San Emilio; verbatimElevation: 300; verbatimLatitude: 10.8439; verbatimLongitude: -85.6138; verbatimCoordinateSystem: Decimal; decimalLatitude: 10.8439; decimalLongitude:

-85.6138; samplingProtocol: Reared from the larva of the Thyrididae, *Dysodia speculifera*; verbatimEventDate: 25-Aug-2001; individualID: DHJPAR0007319; individualCount: 1; sex: male; lifeStage: adult; preparations: pinned; catalogNumber: DHJPAR0007319; occurrenceDetails: <http://janzen.sas.upenn.edu>; recordedBy: D.H. Janzen, W. Hallwachs & gusaneros; otherCatalogNumbers: ASTAT091-06, 01-SRNP-14941, BOLD:AAD0627; identifiedBy: AJ Fleming; dateIdentified: 2017; language: en; institutionCode: CNC; collectionCode: Insects; basisOfRecord: Pinned Specimen

- g. scientificName: *Hyphantrophaga angustata*; phylum: Arthropoda; class: Insecta; order: Diptera; family: Tachinidae; genus: *Hyphantrophaga*; specificEpithet: *angustata*; scientificNameAuthorship: (van der Wulp, 1890); continent: Central America; country: Costa Rica; countryCode: CR; stateProvince: Guanacaste; county: Sector Santa Rosa; locality: Area de Conservacion Guanacaste; verbatimLocality: Bosque San Emilio; verbatimElevation: 300; verbatimLatitude: 10.8439; verbatimLongitude: -85.6138; verbatimCoordinateSystem: Decimal; decimalLatitude: 10.8439; decimalLongitude: -85.6138; samplingProtocol: Reared from the larva of the Thyrididae, *Dysodia speculifera*; verbatimEventDate: 13-Oct-2001; individualID: DHJPAR0007321; individualCount: 1; sex: female; lifeStage: adult; preparations: pinned; catalogNumber: DHJPAR0007321; occurrenceDetails: <http://janzen.sas.upenn.edu>; recordedBy: D.H. Janzen, W. Hallwachs & gusaneros; otherCatalogNumbers: ASTAT093-06, 01-SRNP-14942, BOLD:AAD0627; identifiedBy: AJ Fleming; dateIdentified: 2017; language: en; institutionCode: CNC; collectionCode: Insects; basisOfRecord: Pinned Specimen
- h. scientificName: *Hyphantrophaga angustata*; phylum: Arthropoda; class: Insecta; order: Diptera; family: Tachinidae; genus: *Hyphantrophaga*; specificEpithet: *angustata*; scientificNameAuthorship: (van der Wulp, 1890); continent: Central America; country: Costa Rica; countryCode: CR; stateProvince: Guanacaste; county: Sector Santa Rosa; locality: Area de Conservacion Guanacaste; verbatimLocality: Area Administrativa; verbatimElevation: 295; verbatimLatitude: 10.8376; verbatimLongitude: -85.6187; verbatimCoordinateSystem: Decimal; decimalLatitude: 10.8376; decimalLongitude: -85.6187; samplingProtocol: Reared from the larva of the Thyrididae, *Dysodia speculifera*; verbatimEventDate: 30-Sep-2002; individualID: DHJPAR0007322; individualCount: 1; lifeStage: adult; preparations: pinned; catalogNumber: DHJPAR0007322; occurrenceDetails: <http://janzen.sas.upenn.edu>; recordedBy: D.H. Janzen & W. Hallwachs; otherCatalogNumbers: ASTAT094-06, 02-SRNP-12710,; identifiedBy: AJ Fleming; dateIdentified: 2017; language: en; institutionCode: CNC; collectionCode: Insects; basisOfRecord: Pinned Specimen
- i. scientificName: *Hyphantrophaga angustata*; phylum: Arthropoda; class: Insecta; order: Diptera; family: Tachinidae; genus: *Hyphantrophaga*; specificEpithet: *angustata*; scientificNameAuthorship: (van der Wulp, 1890); continent: Central America; country: Costa Rica; countryCode: CR; stateProvince: Guanacaste; county: Sector Santa Rosa; locality: Area de Conservacion Guanacaste; verbatimLocality: Lucas; verbatimElevation: 300; verbatimLatitude: 10.8536; verbatimLongitude: -85.6094; verbatimCoordinateSystem: Decimal; decimalLatitude: 10.8536; decimalLongitude: -85.6094; samplingProtocol: Reared from the larva of the Thyrididae, *Dysodia speculifera*; verbatimEventDate: 24-Jul-1990; individualID: DHJPAR0007324; individualCount: 1; lifeStage: adult; preparations: pinned; catalogNumber: DHJPAR0007324; occurrenceDetails: <http://janzen.sas.upenn.edu>; recordedBy: D.H. Janzen, W. Hallwachs & gusaneros; otherCatalogNumbers: ASTAT096-06, 90-

SRNP-975, BOLD:AAD0627; identifiedBy: AJ Fleming; dateIdentified: 2017; language: en; institutionCode: CNC; collectionCode: Insects; basisOfRecord: Pinned Specimen
 j. scientificName: *Hyphantrophaga angustata*; phylum: Arthropoda; class: Insecta; order: Diptera; family: Tachinidae; genus: *Hyphantrophaga*; specificEpithet: *angustata*; scientificNameAuthorship: (van der Wulp, 1890); continent: Central America; country: Costa Rica; countryCode: CR; stateProvince: Guanacaste; county: Sector Santa Rosa; locality: Area de Conservacion Guanacaste; verbatimLocality: Area Administrativa; verbatimElevation: 295; verbatimLatitude: 10.8376; verbatimLongitude: -85.6187; verbatimCoordinateSystem: Decimal; decimalLatitude: 10.8376; decimalLongitude: -85.6187; samplingProtocol: Reared from the larva of the Thyrididae, *Dysodia speculifera*; verbatimEventDate: 18-Jun-2003; individualID: DHJPAR0007318; individualCount: 1; lifeStage: adult; preparations: pinned; catalogNumber: DHJPAR0007318; occurrenceDetails: <http://janzen.sas.upenn.edu>; recordedBy: D.H. Janzen & W. Hallwachs; otherCatalogNumbers: ASTAT090-06, 02-SRNP-12713, BOLD:AAD0627; identifiedBy: AJ Fleming; dateIdentified: 2017; language: en; institutionCode: CNC; collectionCode: Insects; basisOfRecord: Pinned Specimen

Description

Male (Fig. 5). Length 10–12 mm. **Head** (Fig. 5b): vertex 1/3 of head width; three pairs of reclinate upper orbital setae; ocellar setae arising behind anterior ocellus; ocellar triangle slightly gold-tinged compared to rest of fronto-orbital plate; fronto-orbital plate shiny silver and setulose, setulae not extending below lowest frontal seta; parafacial silver and bare; eye densely haired; facial ridge bare; pedicel black, with orange at base where it joins the postpedicel, remainder concolorous with postpedicel; arista orange basally, very minutely pubescent, distinctly thickened on basal 1/3–1/4; palpus dark brown and haired basally, apically orange and bare. **Thorax** (Fig. 5a, c): silver grey tomentose dorsally and laterally; four thin dorsal vittae, outermost two broken across suture, innermost pair unbroken, reaching just beyond 1st postsutural dorsocentral seta; postpronotum with 4–5 setae arranged in a triangle; chaetotaxy: acrostichal setae 3–4:3; dorsocentral setae 3–4:3; intra-alar setae 3:3; supra-alar setae 2:3; three katepisternal setae; lateral scutellar setae subequal in length to basal scutellar setae; subapical scutellar setae strongest and longest of marginal scutellar setae, strongly divergent; apical scutellar setae subequal to lateral scutellar setae 2/3 length of subapical scutellar setae, crossed apically; one pair of discal scutellar setae set more widely set than apical scutellar setae but more narrowly than subapical scutellar setae; scutellum very slightly darkened across basal 20%, remainder concolorous with scutum. **Legs** (Fig. 5c): yellow in ground colour with dense covering of black hairs, making them appear darker; fore femur with dense silver tomentum on posterodorsal surface; hind coxa bare. **Wing** (Fig. 5a): pale translucent, slightly infusate; vein R₄₊₅ with two setulae at base. **Abdomen** (Fig. 5a, c): ground colour black; mid-dorsal depression on ST1+2 not reaching hind margin; median marginal setae present on ST1+2 and T3; a complete row of marginal setae present on T4; discal setae only on T5; sex patch covering ventral surfaces of T4–T5; distinct tomentose bands along anterior 2/3 of T3 and T4, broken medially by a dorsocentral stripe; T5 with silver tomentum covering anterior 1/3, apparent only laterally but appearing as if it covers entire tergite under certain angles of light. **Terminalia** (Fig. 5d,

e, f): anterior plate of sternite 5 (Fig. 5f) with broadly rounded edge, with a very slight, almost absent medial depression; posterior edge with a deeply excavated median cleft, smoothly U-shaped, margins covered in dense tomentum; unsclerotised "window" anterior to median cleft umbonate, 2X as wide as median cleft. Posterior lobes of sternite rounded apically, with 4–6 strong setae surrounded by many shorter, weaker setulae; anterior plate of sternite 2X as long as length of posterior lobes. Cerci in posterior view (Fig. 5d) long, slender and digitiform, longer than surstyli; blunt and rounded at apex, completely separate medially; densely setulose along basal 2/3 dorsally, setulose ventrally along entire length (visible in lateral view) ; in lateral view (Fig. 5e) with a slight downward curve apically. Surstylus in lateral view almost parallel-sided along its length, with a rounded apex, giving the whole structure a spatulate appearance; when viewed dorsally the surstyli appearing to converge slightly. Pregonite broad and well-developed, tapering to a rounded, slightly blunted apex; devoid of setulae. Postgonite narrow up to 1/3, as wide as pregonite, sharply pointed and curved at apex, scythe-like and subequal in length to pregonite. Epiphallus well-developed and apically hooked. Distiphallus rectangular in shape, with a slender median longitudinal sclerotised reinforcement on its posterior surface and a broad, anterolateral, sclerotised acrophallus, joining on both sides of anterior surface near apex.

Female. Length: 8–11 mm. As male, differing only by the presence of two pairs of proclinate orbital setae.

Diagnosis

Hyphantrophaga angustata (van der Wulp) can be distinguished from all other *Hyphantrophaga* species by the following combination of traits: pedicel orange at base, palpus reddish-orange apically, black basally, three katepisternal setae, legs yellow with dense tomentum making them appear black, hind coxa bare, abdominal ground colour black, abdomen with silver tomentum, T5 with silver tomentum ventrolaterally, median marginal setae present on ST1+2.

Distribution

From south-western USA south to Costa Rica; Costa Rica, ACG, Guanacaste Province, 295–325 m elevation.

Ecology

Within ACG inventory, *Hyphantrophaga angustata* (van der Wulp) has been reared 10 times from two species of Lepidoptera in the family Thyrididae, *Dysodia speculifera* (Sepp, 1852) and *Dysodia immargo* Dyar, 1913, in dry forest and dry-rain lowland intergrade.




Figure 5.

Hyphantrophaga angustata (van der Wulp, 1890); **a–c**: habitus; male (ACG), voucher n. DHJPAR0007323; **d–f**: terminalia; male (ACG), voucher n. DHJPAR0007324.

a: dorsal view [doi](#)

b: frontal view [doi](#)

c: lateral view [doi](#)

d: dorsal view [doi](#)

e: lateral view [doi](#)

f: sternite 5, ventral view [doi](#)

***Hyphantrophaga calixtomoragai* Fleming & Wood, sp. n.**

- ZooBank [urn:lsid:zoobank.org:act:14DA9F7F-80ED-4D69-93CD-C185F76FC148](https://doi.org/10.3896/abx.1.14DA9F7F-80ED-4D69-93CD-C185F76FC148)

Materials**Holotype:**

- a. scientificName: *Hyphantrophaga calixtomoragai*; phylum: Arthropoda; class: Insecta; order: Diptera; family: Tachinidae; genus: *Hyphantrophaga*; specificEpithet: *calixtomoragai*; scientificNameAuthorship: Fleming & Wood, 2018; continent: Central America; country: Costa Rica; countryCode: CR; stateProvince: Guanacaste; county: Sector Santa Rosa; locality: Area de Conservacion Guanacaste; verbatimLocality: Chiringon; verbatimElevation: 250; verbatimLatitude: 10.8388; verbatimLongitude: -85.601; verbatimCoordinateSystem: Decimal; decimalLatitude: 10.8388; decimalLongitude: -85.601; samplingProtocol: Reared from the larva of the Erebidae, *Melipotis perpendicularis*DHJ02; verbatimEventDate: 24-Jun-1992; individualID: DHJPAR0007342; individualCount: 1; sex: male; lifeStage: adult; preparations: pinned; catalogNumber: DHJPAR0007342; occurrenceDetails: <http://janzen.sas.upenn.edu>; recordedBy: D.H. Janzen, W. Hallwachs & Freddy Quesada; otherCatalogNumbers: ASTAT114-06, 92-SRNP-1048.11, BOLD:ACE3368; identifiedBy: AJ Fleming; dateIdentified: 2017; language: en; institutionCode: CNC; collectionCode: Insects; basisOfRecord: Pinned Specimen

Paratypes:

- a. scientificName: *Hyphantrophaga calixtomoragai*; phylum: Arthropoda; class: Insecta; order: Diptera; family: Tachinidae; genus: *Hyphantrophaga*; specificEpithet: *calixtomoragai*; scientificNameAuthorship: Fleming & Wood, 2018; continent: Central America; country: Costa Rica; countryCode: CR; stateProvince: Guanacaste; county: Sector Santa Rosa; locality: Area de Conservacion Guanacaste; verbatimLocality: Quebrada Costa Rica; verbatimElevation: 275; verbatimLatitude: 10.8274; verbatimLongitude: -85.6365; verbatimCoordinateSystem: Decimal; decimalLatitude: 10.8274; decimalLongitude: -85.6365; samplingProtocol: Reared from the larva of the Erebidae, *Metria leucoplaga*; verbatimEventDate: 28-Apr-1992; individualID: DHJPAR0007343; individualCount: 1; sex: female; lifeStage: adult; preparations: pinned; catalogNumber: DHJPAR0007343; occurrenceDetails: <http://janzen.sas.upenn.edu>; recordedBy: D.H. Janzen, W. Hallwachs & gusaneros; otherCatalogNumbers: ASTAT115-06, 91-SRNP-522, BOLD:ACE3368; identifiedBy: AJ Fleming; dateIdentified: 2017; language: en; institutionCode: CNC; collectionCode: Insects; basisOfRecord: Pinned Specimen
- b. scientificName: *Hyphantrophaga calixtomoragai*; phylum: Arthropoda; class: Insecta; order: Diptera; family: Tachinidae; genus: *Hyphantrophaga*; specificEpithet: *calixtomoragai*; scientificNameAuthorship: Fleming & Wood, 2018; continent: Central America; country: Costa Rica; countryCode: CR; stateProvince: Guanacaste; county: Sector Santa Rosa; locality: Area de Conservacion Guanacaste; verbatimLocality: Vado Poza Salada; verbatimElevation: 8; verbatimLatitude: 10.798; verbatimLongitude: -85.6498; verbatimCoordinateSystem: Decimal; decimalLatitude: 10.798; decimalLongitude: -85.6498; samplingProtocol: Reared from the larva of the Erebidae, *Toxonprucha* Poole01; verbatimEventDate: 08-Apr-2006; individualID: DHJPAR0019834; individualCount: 1; sex: male; lifeStage: adult; preparations: pinned; catalogNumber: DHJPAR0019834; occurrenceDetails: <http://janzen.sas.upenn.edu>; recordedBy: D.H. Janzen, W. Hallwachs & Mariano Pereira; otherCatalogNumbers:

- ASTAB382-07, 06-SRNP-15096, BOLD:ACE3368; identifiedBy: AJ Fleming; dateIdentified: 2017; language: en; institutionCode: CNC; collectionCode: Insects; basisOfRecord: Pinned Specimen
- c. scientificName: *Hyphantrophaga calixtomoragai*; phylum: Arthropoda; class: Insecta; order: Diptera; family: Tachinidae; genus: *Hyphantrophaga*; specificEpithet: *calixtomoragai*; scientificNameAuthorship: Fleming & Wood, 2018; continent: Central America; country: Costa Rica; countryCode: CR; stateProvince: Guanacaste; county: Sector Mundo Nuevo; locality: Area de Conservacion Guanacaste; verbatimLocality: Estacion La Perla; verbatimElevation: 325; verbatimLatitude: 10.7674; verbatimLongitude: -85.4331; verbatimCoordinateSystem: Decimal; decimalLatitude: 10.7674; decimalLongitude: -85.4331; samplingProtocol: Reared from the larva of the Erebidae, *Ramphia albizona*; verbatimEventDate: 08-Aug-2013; individualID: DHJPAR0052586; individualCount: 1; sex: male; lifeStage: adult; preparations: pinned; catalogNumber: DHJPAR0052586; occurrenceDetails: <http://janzen.sas.upenn.edu>; recordedBy: D.H. Janzen, W. Hallwachs & Mariano Pereira; otherCatalogNumbers: ASHYM1940-13, 13-SRNP-55372, BOLD:ACE3368; identifiedBy: AJ Fleming; dateIdentified: 2017; language: en; institutionCode: CNC; collectionCode: Insects; basisOfRecord: Pinned Specimen
- d. scientificName: *Hyphantrophaga calixtomoragai*; phylum: Arthropoda; class: Insecta; order: Diptera; family: Tachinidae; genus: *Hyphantrophaga*; specificEpithet: *calixtomoragai*; scientificNameAuthorship: Fleming & Wood, 2018; continent: Central America; country: Costa Rica; countryCode: CR; stateProvince: Guanacaste; county: Sector Mundo Nuevo; locality: Area de Conservacion Guanacaste; verbatimLocality: Estacion La Perla; verbatimElevation: 325; verbatimLatitude: 10.7674; verbatimLongitude: -85.4331; verbatimCoordinateSystem: Decimal; decimalLatitude: 10.7674; decimalLongitude: -85.4331; samplingProtocol: Reared from the larva of the Erebidae, *Ramphia albizona*; verbatimEventDate: 05-Mar-2014; individualID: DHJPAR0055058; individualCount: 1; sex: male; lifeStage: adult; preparations: pinned; catalogNumber: DHJPAR0055058; occurrenceDetails: <http://janzen.sas.upenn.edu>; recordedBy: D.H. Janzen, W. Hallwachs & gusaneros; otherCatalogNumbers: ASHYH1605-14, 13-SRNP-55366, BOLD:ACE3368; identifiedBy: AJ Fleming; dateIdentified: 2017; language: en; institutionCode: CNC; collectionCode: Insects; basisOfRecord: Pinned Specimen
- e. scientificName: *Hyphantrophaga calixtomoragai*; phylum: Arthropoda; class: Insecta; order: Diptera; family: Tachinidae; genus: *Hyphantrophaga*; specificEpithet: *calixtomoragai*; scientificNameAuthorship: Fleming & Wood, 2018; continent: Central America; country: Costa Rica; countryCode: CR; stateProvince: Guanacaste; county: Sector Mundo Nuevo; locality: Area de Conservacion Guanacaste; verbatimLocality: Estacion La Perla; verbatimElevation: 325; verbatimLatitude: 10.7674; verbatimLongitude: -85.4331; verbatimCoordinateSystem: Decimal; decimalLatitude: 10.7674; decimalLongitude: -85.4331; samplingProtocol: Reared from the larva of the Erebidae, *Ramphia albizona*; verbatimEventDate: 22-Feb-2014; individualID: DHJPAR0055059; individualCount: 1; sex: female; lifeStage: adult; preparations: pinned; catalogNumber: DHJPAR0055059; occurrenceDetails: <http://janzen.sas.upenn.edu>; recordedBy: D.H. Janzen, W. Hallwachs & Guillermo Pereira; otherCatalogNumbers: ASHYH1606-14, 13-SRNP-55364, BOLD:ACE3368; identifiedBy: AJ Fleming; dateIdentified: 2017; language: en; institutionCode: CNC; collectionCode: Insects; basisOfRecord: Pinned Specimen
- f. scientificName: *Hyphantrophaga calixtomoragai*; phylum: Arthropoda; class: Insecta; order: Diptera; family: Tachinidae; genus: *Hyphantrophaga*; specificEpithet:

- calixtomoragai*; scientificNameAuthorship: Fleming & Wood, 2018; continent: Central America; country: Costa Rica; countryCode: CR; stateProvince: Guanacaste; county: Sector Mundo Nuevo; locality: Area de Conservacion Guanacaste; verbatimLocality: Sendero Aguacate; verbatimElevation: 335; verbatimLatitude: 10.769; verbatimLongitude: -85.4346; verbatimCoordinateSystem: Decimal; decimalLatitude: 10.769; decimalLongitude: -85.4346; samplingProtocol: Reared from the larva of the Erebidae, *Smyra stipatura*; verbatimEventDate: 31-Jul-2014; individualID: DHJPAR0055854; individualCount: 1; sex: female; lifeStage: adult; preparations: pinned; catalogNumber: DHJPAR0055854; occurrenceDetails: <http://janzen.sas.upenn.edu>; recordedBy: D.H. Janzen, W. Hallwachs & Freddy Quesada; otherCatalogNumbers: ASHYH2586-14, 14-SRNP-55795, BOLD:ACE3368; identifiedBy: AJ Fleming; dateIdentified: 2017; language: en; institutionCode: CNC; collectionCode: Insects; basisOfRecord: Pinned Specimen
- g. scientificName: *Hyphantrophaga calixtomoragai*; phylum: Arthropoda; class: Insecta; order: Diptera; family: Tachinidae; genus: *Hyphantrophaga*; specificEpithet: *calixtomoragai*; scientificNameAuthorship: Fleming & Wood, 2018; continent: Central America; country: Costa Rica; countryCode: CR; stateProvince: Guanacaste; county: Sector Mundo Nuevo; locality: Area de Conservacion Guanacaste; verbatimLocality: Sendero Aguacate; verbatimElevation: 335; verbatimLatitude: 10.769; verbatimLongitude: -85.4346; verbatimCoordinateSystem: Decimal; decimalLatitude: 10.769; decimalLongitude: -85.4346; samplingProtocol: Reared from the larva of the Erebidae, *Smyra stipatura*; verbatimEventDate: 03-Jul-2014; individualID: DHJPAR0055856; individualCount: 1; sex: male; lifeStage: adult; preparations: pinned; catalogNumber: DHJPAR0055856; occurrenceDetails: <http://janzen.sas.upenn.edu>; recordedBy: D.H. Janzen, W. Hallwachs & Harry Ramirez; otherCatalogNumbers: ASHYH2588-14, 14-SRNP-55796, BOLD:ACE3368; identifiedBy: AJ Fleming; dateIdentified: 2017; language: en; institutionCode: CNC; collectionCode: Insects; basisOfRecord: Pinned Specimen

Description

Male (Fig. 6). Length: 8–12 mm. **Head** (Fig. 6b): vertex 1/4 of head width; two pairs of reclinate upper orbital setae; ocellar setae arising behind anterior ocellus; ocellar triangle gold; fronto-orbital plate brilliant silver and setulose, setulae not extending below lowest frontal seta; parafacial shiny silver and bare; eye densely haired; facial ridge bare; pedicel orange, postpedicel dark brown-black; arista brown, very minutely pubescent, distinctly thickened on basal 1/3–1/4; palpus orange, clubbed and densely haired apically. **Thorax** (Fig. 6a, c): silver tomentose dorsally and laterally; densely covered with many short black setulae along anterior and lateral surfaces, interspersed amongst the setae; four thin dorsal vittae, outermost two broken across suture, innermost pair unbroken, almost reaching 2nd postsutural dorsocentral seta; postpronotum with 4–5 setae arranged in a triangle; chaetotaxy: acrostichal setae 3:3; dorsocentral setae 3–4:4; intra-alar setae 3–4:3; supra-alar setae 2:3; three katapisternal setae; basal scutellar setae curving inwards medially, as long as subapical setae; lateral scutellar setae less than 1/2 as long as subapical scutellar setae; apical scutellar setae 1/3 as long as subapical setae, crossed apically; one pair of discal scutellar setae set as widely apart as subapical scutellar setae; scutellum concolorous with scutum. **Legs** (Fig. 6c): brilliant yellow in ground colour except femora

which appear reddish-brown; fore femur with dense silver tomentum on posterodorsal surface; hind coxa setose. **Wing** (Fig. 6a): pale translucent, hyaline, not distinctly infuscate; vein R_{4+5} with only 2–3 setulae at base. **Abdomen** (Fig. 6a, c): ground colour dark brown-black; middorsal depression on ST1+2 almost reaching hind margin; median marginal setae reduced but present on ST1+2, strong on T3; a complete row of marginal setae present on T4; discal setae only on T5; sex patch indistinct/absent; silver tomentose bands present along anterior edge of T3 and T4, unbroken medially and covering almost 90% of tergal surface; T5 with silver tomentum throughout. **Terminalia** (Fig. 6d, e, f): sternite 5 (Fig. 6f) with a deeply excavated median cleft, smoothly U-shaped, margins covered in dense tomentum. Lateral lobes of sternite rounded apically, devoid of any strong setae. Anterior plate of sternite 5 from subequal to slightly shorter than apical lobes; unsclerotised "window" anterior to median cleft rectangular, narrow and as wide as median cleft. Cerci in posterior view (Fig. 6d) subrectangular and slightly shorter than surstyli, blunt and slightly clubbed at apex, completely separate medially but not significantly divergent; in lateral view straight with a blunt apical hook slightly downwardly curved; densely setulose along entire length dorsally, setulose ventrally along entire length (visible in lateral view). Surstylus in lateral view (Fig. 6e) almost parallel-sided along its length, ending in a slightly pointed apex, making the structure appear blade-like; when viewed dorsally, surstyli appearing to point outwards, not strongly convergent. Pregonite broad and well-developed, tapering apically to a rounded, slightly blunted apex; devoid of setulae. Postgonite narrow, up to 1/2 as wide as pregonite, sharply pointed and curved at apex, scythe-like and subequal in length to pregonite. Epiphallus well-developed and apically hooked. Distiphallus rectangular in shape, with a slender median longitudinal sclerotised reinforcement on its posterior surface and a broad, anterolateral, sclerotised acrophallus, joining on both sides of anterior surface near apex.

Female. Length: 9–12 mm. As male, differing only by the presence of two pairs of proclinate orbital setae.

Diagnosis

Hyphantrophaga calixtomoragai **sp. n.** can be distinguished from all other *Hyphantrophaga* species by the following combination of traits: ocellar triangle gold, fronto-orbital plate silver and setulose, pedicel orange, three katapisternal setae, hind coxa setose, abdominal tomentum silver throughout, median marginal setae present on ST1+2, discal setae absent from T3 and T4 and sex patch absent.

Etymology

Hyphantrophaga calixtomoragai **sp. n.** is named in recognition of Calixto Moraga Medina's dedication and work at finding and rearing the ACG caterpillars that contained tachinid larvae.




Figure 6.

Hyphantrophaga calixtomoragai sp. n.; a–c: habitus; holotype male, voucher n. DHJPAR0007342; d–f: terminalia; male paratype, voucher n. DHJPAR0019834.

a: dorsal view [doi](#)

b: frontal view [doi](#)

c: lateral view [doi](#)

d: dorsal view [doi](#)

e: lateral view [doi](#)

f: sternite 5, ventral view [doi](#)

Distribution

Costa Rica, ACG, Guanacaste Province, 8–215 m elevation.

Ecology

Hyphantrophaga calixtomoragai sp. n. has been reared six times from six different species of Lepidoptera in the family Erebidae, *Metria leucoplaga* (Hampson, 1910), *Melipotis perpendicularis* DHJ02, *Toxonprucha* Poole01, *Abacena accincta* Felder & Rogenhofer, 1874, *Ramphia albizona* (Latreille, 1817) and *Smyra stipatura* (Walker, 1858); in dry forest and dry-rain lowland intergrades.

Hyphantrophaga calva Fleming & Wood, sp. n.

- ZooBank urn:lsid:zoobank.org:act:27A02B9A-6716-4EC2-B2B7-7129B6466B27

Materials

Holotype:

- scientificName: *Hyphantrophaga calva*; phylum: Arthropoda; class: Insecta; order: Diptera; family: Tachinidae; genus: *Hyphantrophaga*; specificEpithet: *calva*; scientificNameAuthorship: Fleming & Wood, 2018; continent: Central America; country: Costa Rica; countryCode: CR; stateProvince: Alajuela; county: Sector San Cristobal; locality: Area de Conservacion Guanacaste; verbatimLocality: Puente Palma; verbatimElevation: 460; verbatimLatitude: 10.9163; verbatimLongitude: -85.3787; verbatimCoordinateSystem: Decimal; decimalLatitude: 10.9163; decimalLongitude: -85.3787; samplingProtocol: Reared from the larvae of the Depressariidae, Anadasmus Janzen11; verbatimEventDate: 14-Jun-2007; individualID: DHJPAR0019630; individualCount: 1; sex: male; lifeStage: adult; preparations: pinned; catalogNumber: DHJPAR0019630; occurrenceDetails: <http://janzen.sas.upenn.edu>; recordedBy: D.H. Janzen, W. Hallwachs & Osvaldo Espinoza; otherCatalogNumbers: ASTAB178-07, 07-SRNP-2267, BOLD:AAC5447; identifiedBy: AJ Fleming; dateIdentified: 2017; language: en; institutionCode: CNC; collectionCode: Insects; basisOfRecord: Pinned Specimen

Paratypes:

- scientificName: *Hyphantrophaga calva*; phylum: Arthropoda; class: Insecta; order: Diptera; family: Tachinidae; genus: *Hyphantrophaga*; specificEpithet: *calva*; scientificNameAuthorship: Fleming & Wood, 2018; continent: Central America; country: Costa Rica; countryCode: CR; stateProvince: Guanacaste; county: Sector Del Oro; locality: Area de Conservacion Guanacaste; verbatimLocality: Quebrada Oro; verbatimElevation: 290; verbatimLatitude: 11.0338; verbatimLongitude: -85.4771; verbatimCoordinateSystem: Decimal; decimalLatitude: 11.0338; decimalLongitude: -85.4771; samplingProtocol: Reared from the larvae of the Depressariidae, Anadasmus Janzen11; verbatimEventDate: 22-Dec-2005; individualID: DHJPAR0006678; individualCount: 1; sex: male; lifeStage: adult; preparations: pinned; catalogNumber: DHJPAR0006678; occurrenceDetails: <http://janzen.sas.upenn.edu>; recordedBy: D.H. Janzen, W. Hallwachs & Lucia Rios; otherCatalogNumbers: ASTA856-06, 05-SRNP-25287, BOLD:AAC5447; identifiedBy: AJ Fleming; dateIdentified: 2017; language: en; institutionCode: CNC; collectionCode: Insects; basisOfRecord: Pinned Specimen
- scientificName: *Hyphantrophaga calva*; phylum: Arthropoda; class: Insecta; order: Diptera; family: Tachinidae; genus: *Hyphantrophaga*; specificEpithet: *calva*; scientificNameAuthorship: Fleming & Wood, 2018; continent: Central America; country:

- Costa Rica; countryCode: CR; stateProvince: Alajuela; county: Sector Rincon Rain Forest; locality: Area de Conservacion Guanacaste; verbatimLocality: Puente Rio Negro; verbatimElevation: 340; verbatimLatitude: 10.9038; verbatimLongitude: -85.3027; verbatimCoordinateSystem: Decimal; decimalLatitude: 10.9038; decimalLongitude: -85.3027; samplingProtocol: Reared from the larvae of the Depressariidae, *Cerconota* Janzen102; verbatimEventDate: 13-Feb-2004; individualID: DHJPAR0007491; individualCount: 1; sex: male; lifeStage: adult; preparations: pinned; catalogNumber: DHJPAR0007491; occurrenceDetails: <http://janzen.sas.upenn.edu>; recordedBy: D.H. Janzen, W. Hallwachs & Minor Carmona; otherCatalogNumbers: ASTAT263-06, 04-SRNP-40127, BOLD:AAC5447; identifiedBy: AJ Fleming; dateIdentified: 2017; language: en; institutionCode: CNC; collectionCode: Insects; basisOfRecord: Pinned Specimen
- c. scientificName: *Hyphantrophaga calva*; phylum: Arthropoda; class: Insecta; order: Diptera; family: Tachinidae; genus: *Hyphantrophaga*; specificEpithet: *calva*; scientificNameAuthorship: Fleming & Wood, 2018; continent: Central America; country: Costa Rica; countryCode: CR; stateProvince: Alajuela; county: Sector Rincon Rain Forest; locality: Area de Conservacion Guanacaste; verbatimLocality: Puente Rio Negro; verbatimElevation: 340; verbatimLatitude: 10.9038; verbatimLongitude: -85.3027; verbatimCoordinateSystem: Decimal; decimalLatitude: 10.9038; decimalLongitude: -85.3027; samplingProtocol: Reared from the larvae of the Depressariidae, *Cerconota* Janzen102; verbatimEventDate: 14-Feb-2004; individualID: DHJPAR0007492; individualCount: 1; sex: male; lifeStage: adult; preparations: pinned; catalogNumber: DHJPAR0007492; occurrenceDetails: <http://janzen.sas.upenn.edu>; recordedBy: D.H. Janzen, W. Hallwachs & Minor Carmona; otherCatalogNumbers: ASTAT264-06, 04-SRNP-40125, BOLD:AAC5447; identifiedBy: AJ Fleming; dateIdentified: 2017; language: en; institutionCode: CNC; collectionCode: Insects; basisOfRecord: Pinned Specimen
- d. scientificName: *Hyphantrophaga calva*; phylum: Arthropoda; class: Insecta; order: Diptera; family: Tachinidae; genus: *Hyphantrophaga*; specificEpithet: *calva*; scientificNameAuthorship: Fleming & Wood, 2018; continent: Central America; country: Costa Rica; countryCode: CR; stateProvince: Alajuela; county: Sector Rincon Rain Forest; locality: Area de Conservacion Guanacaste; verbatimLocality: Puente Rio Negro; verbatimElevation: 340; verbatimLatitude: 10.9038; verbatimLongitude: -85.3027; verbatimCoordinateSystem: Decimal; decimalLatitude: 10.9038; decimalLongitude: -85.3027; samplingProtocol: Reared from the larvae of the Depressariidae, *Cerconota* Janzen102; verbatimEventDate: 24-Feb-2004; individualID: DHJPAR0007493; individualCount: 1; sex: female; lifeStage: adult; preparations: pinned; catalogNumber: DHJPAR0007493; occurrenceDetails: <http://janzen.sas.upenn.edu>; recordedBy: D.H. Janzen, W. Hallwachs & Minor Carmona; otherCatalogNumbers: ASTAT265-06, 04-SRNP-40128, BOLD:AAC5447; identifiedBy: AJ Fleming; dateIdentified: 2017; language: en; institutionCode: CNC; collectionCode: Insects; basisOfRecord: Pinned Specimen
- e. scientificName: *Hyphantrophaga calva*; phylum: Arthropoda; class: Insecta; order: Diptera; family: Tachinidae; genus: *Hyphantrophaga*; specificEpithet: *calva*; scientificNameAuthorship: Fleming & Wood, 2018; continent: Central America; country: Costa Rica; countryCode: CR; stateProvince: Alajuela; county: Sector Rincon Rain Forest; locality: Area de Conservacion Guanacaste; verbatimLocality: San Lucas; verbatimElevation: 320; verbatimLatitude: 10.9185; verbatimLongitude: -85.3034; verbatimCoordinateSystem: Decimal; decimalLatitude: 10.9185; decimalLongitude: -85.3034; samplingProtocol: Reared from the larvae of the Depressariidae, *Cerconota*

- Janzen102; verbatimEventDate: 31-Mar-2004; individualID: DHJPAR0007494; individualCount: 1; sex: male; lifeStage: adult; preparations: pinned; catalogNumber: DHJPAR0007494; occurrenceDetails: <http://janzen.sas.upenn.edu>; recordedBy: D.H. Janzen, W. Hallwachs & Jose Perez; otherCatalogNumbers: ASTAT266-06, 04-SRNP-40543, BOLD:AAC5447; identifiedBy: AJ Fleming; dateIdentified: 2017; language: en; institutionCode: CNC; collectionCode: Insects; basisOfRecord: Pinned Specimen
- f. scientificName: *Hyphantrophaga calva*; phylum: Arthropoda; class: Insecta; order: Diptera; family: Tachinidae; genus: *Hyphantrophaga*; specificEpithet: *calva*; scientificNameAuthorship: Fleming & Wood, 2018; continent: Central America; country: Costa Rica; countryCode: CR; stateProvince: Alajuela; county: Sector San Cristobal; locality: Area de Conservacion Guanacaste; verbatimLocality: Puente Palma; verbatimElevation: 460; verbatimLatitude: 10.9163; verbatimLongitude: -85.3787; verbatimCoordinateSystem: Decimal; decimalLatitude: 10.9163; decimalLongitude: -85.3787; samplingProtocol: Reared from the larvae of the Depressariidae, Anadasmus Janzen11; verbatimEventDate: 10-Nov-2004; individualID: DHJPAR0007495; individualCount: 1; sex: female; lifeStage: adult; preparations: pinned; catalogNumber: DHJPAR0007495; occurrenceDetails: <http://janzen.sas.upenn.edu>; recordedBy: D.H. Janzen, W. Hallwachs & Gloria Sihezar; otherCatalogNumbers: ASTAT267-06, 04-SRNP-60321, BOLD:AAC5447; identifiedBy: AJ Fleming; dateIdentified: 2017; language: en; institutionCode: CNC; collectionCode: Insects; basisOfRecord: Pinned Specimen
- g. scientificName: *Hyphantrophaga calva*; phylum: Arthropoda; class: Insecta; order: Diptera; family: Tachinidae; genus: *Hyphantrophaga*; specificEpithet: *calva*; scientificNameAuthorship: Fleming & Wood, 2018; continent: Central America; country: Costa Rica; countryCode: CR; stateProvince: Alajuela; county: Sector San Cristobal; locality: Area de Conservacion Guanacaste; verbatimLocality: Sendero Corredor; verbatimElevation: 620; verbatimLatitude: 10.8787; verbatimLongitude: -85.3896; verbatimCoordinateSystem: Decimal; decimalLatitude: 10.8787; decimalLongitude: -85.3896; samplingProtocol: Reared from the larvae of the Depressariidae, Anadasmus Janzen25; verbatimEventDate: 23-Oct-2004; individualID: DHJPAR0007496; individualCount: 1; sex: female; lifeStage: adult; preparations: pinned; catalogNumber: DHJPAR0007496; occurrenceDetails: <http://janzen.sas.upenn.edu>; recordedBy: D.H. Janzen, W. Hallwachs & Elda Araya; otherCatalogNumbers: ASTAT268-06, 04-SRNP-4735, BOLD:AAC5447; identifiedBy: AJ Fleming; dateIdentified: 2017; language: en; institutionCode: CNC; collectionCode: Insects; basisOfRecord: Pinned Specimen
- h. scientificName: *Hyphantrophaga calva*; phylum: Arthropoda; class: Insecta; order: Diptera; family: Tachinidae; genus: *Hyphantrophaga*; specificEpithet: *calva*; scientificNameAuthorship: Fleming & Wood, 2018; continent: Central America; country: Costa Rica; countryCode: CR; stateProvince: Alajuela; county: Sector Rincon Rain Forest; locality: Area de Conservacion Guanacaste; verbatimLocality: Estacion Caribe; verbatimElevation: 415; verbatimLatitude: 10.9019; verbatimLongitude: -85.2749; verbatimCoordinateSystem: Decimal; decimalLatitude: 10.9019; decimalLongitude: -85.2749; samplingProtocol: Reared from the larvae of the Depressariidae, Anadasmus Janzen11; verbatimEventDate: 20-May-2005; individualID: DHJPAR0008084; individualCount: 1; sex: female; lifeStage: adult; preparations: pinned; catalogNumber: DHJPAR0008084; occurrenceDetails: <http://janzen.sas.upenn.edu>; recordedBy: D.H. Janzen, W. Hallwachs & Minor Carmona; otherCatalogNumbers: ASTAT856-06, 05-SRNP-41074, BOLD:AAC5447; identifiedBy: AJ Fleming; dateIdentified: 2017;

- language: en; institutionCode: CNC; collectionCode: Insects; basisOfRecord: Pinned Specimen
- i. scientificName: *Hyphantrophaga calva*; phylum: Arthropoda; class: Insecta; order: Diptera; family: Tachinidae; genus: *Hyphantrophaga*; specificEpithet: *calva*; scientificNameAuthorship: Fleming & Wood, 2018; continent: Central America; country: Costa Rica; countryCode: CR; stateProvince: Alajuela; county: Sector Rincon Rain Forest; locality: Area de Conservacion Guanacaste; verbatimLocality: San Lucas; verbatimElevation: 320; verbatimLatitude: 10.9185; verbatimLongitude: -85.3034; verbatimCoordinateSystem: Decimal; decimalLatitude: 10.9185; decimalLongitude: -85.3034; samplingProtocol: Reared from the larvae of the Depressariidae, *Anadasmus Janzen11*; verbatimEventDate: 12-Nov-2003; individualID: DHJPAR0003327; individualCount: 1; sex: female; lifeStage: adult; preparations: pinned; catalogNumber: DHJPAR0003327; occurrenceDetails: <http://janzen.sas.upenn.edu>; recordedBy: D.H. Janzen, W. Hallwachs & Carolina Cano; otherCatalogNumbers: ASTA234-05, 03-SRNP-13029.1, BOLD:AAC5447; identifiedBy: AJ Fleming; dateIdentified: 2017; language: en; institutionCode: CNC; collectionCode: Insects; basisOfRecord: Pinned Specimen
- j. scientificName: *Hyphantrophaga calva*; phylum: Arthropoda; class: Insecta; order: Diptera; family: Tachinidae; genus: *Hyphantrophaga*; specificEpithet: *calva*; scientificNameAuthorship: Fleming & Wood, 2018; continent: Central America; country: Costa Rica; countryCode: CR; stateProvince: Alajuela; county: Brasilia; locality: Area de Conservacion Guanacaste; verbatimLocality: Brisanta; verbatimElevation: 290; verbatimLatitude: 11.0274; verbatimLongitude: -85.3368; verbatimCoordinateSystem: Decimal; decimalLatitude: 11.0274; decimalLongitude: -85.3368; samplingProtocol: Reared from the larvae of the Depressariidae, *Cerconota Janzen707*; verbatimEventDate: 30-Jul-2007; individualID: DHJPAR0021046; individualCount: 1; sex: female; lifeStage: adult; preparations: pinned; catalogNumber: DHJPAR0021046; occurrenceDetails: <http://janzen.sas.upenn.edu>; recordedBy: D.H. Janzen, W. Hallwachs & Duvalier Briceno; otherCatalogNumbers: ASTA1389-07, 07-SRNP-65192, BOLD:AAC5447; identifiedBy: AJ Fleming; dateIdentified: 2017; language: en; institutionCode: CNC; collectionCode: Insects; basisOfRecord: Pinned Specimen
- k. scientificName: *Hyphantrophaga calva*; phylum: Arthropoda; class: Insecta; order: Diptera; family: Tachinidae; genus: *Hyphantrophaga*; specificEpithet: *calva*; scientificNameAuthorship: Fleming & Wood, 2018; continent: Central America; country: Costa Rica; countryCode: CR; stateProvince: Alajuela; county: Sector Rincon Rain Forest; locality: Area de Conservacion Guanacaste; verbatimLocality: Estacion Caribe; verbatimElevation: 415; verbatimLatitude: 10.9019; verbatimLongitude: -85.2749; verbatimCoordinateSystem: Decimal; decimalLatitude: 10.9019; decimalLongitude: -85.2749; samplingProtocol: Reared from the larvae of the Depressariidae, *Anadasmus Janzen11*; verbatimEventDate: 18-Jul-2009; individualID: DHJPAR0035699; individualCount: 1; sex: female; lifeStage: adult; preparations: pinned; catalogNumber: DHJPAR0035699; occurrenceDetails: <http://janzen.sas.upenn.edu>; recordedBy: D.H. Janzen, W. Hallwachs & Pablo Umaña Calderon; otherCatalogNumbers: ASHYD1080-09, 09-SRNP-41475, BOLD:AAC5447; identifiedBy: AJ Fleming; dateIdentified: 2017; language: en; institutionCode: CNC; collectionCode: Insects; basisOfRecord: Pinned Specimen
- l. scientificName: *Hyphantrophaga calva*; phylum: Arthropoda; class: Insecta; order: Diptera; family: Tachinidae; genus: *Hyphantrophaga*; specificEpithet: *calva*; scientificNameAuthorship: Fleming & Wood, 2018; continent: Central America; country: Costa Rica; countryCode: CR; stateProvince: Alajuela; county: Sector Rincon Rain

- Forest; locality: Area de Conservacion Guanacaste; verbatimLocality: Sendero Parcelas; verbatimElevation: 375; verbatimLatitude: 10.9078; verbatimLongitude: -85.2914; verbatimCoordinateSystem: Decimal; decimalLatitude: 10.9078; decimalLongitude: -85.2914; samplingProtocol: Reared from the larvae of the Depressariidae, Anadasmus Janzen11; verbatimEventDate: 18-Jul-2010; individualID: DHJPAR0040132; individualCount: 1; sex: female; lifeStage: adult; preparations: pinned; catalogNumber: DHJPAR0040132; occurrenceDetails: <http://janzen.sas.upenn.edu>; recordedBy: D.H. Janzen, W. Hallwachs & Jose Perez; otherCatalogNumbers: ASHYE2299-11, 10-SRNP-42130, BOLD:AAC5447; identifiedBy: AJ Fleming; dateIdentified: 2017; language: en; institutionCode: CNC; collectionCode: Insects; basisOfRecord: Pinned Specimen
- m. scientificName: *Hyphantrophaga calva*; phylum: Arthropoda; class: Insecta; order: Diptera; family: Tachinidae; genus: *Hyphantrophaga*; specificEpithet: *calva*; scientificNameAuthorship: Fleming & Wood, 2018; continent: Central America; country: Costa Rica; countryCode: CR; stateProvince: Guanacaste; county: Sector Pitilla; locality: Area de Conservacion Guanacaste; verbatimLocality: Medrano; verbatimElevation: 380; verbatimLatitude: 11.016; verbatimLongitude: -85.3805; verbatimCoordinateSystem: Decimal; decimalLatitude: 11.016; decimalLongitude: -85.3805; samplingProtocol: Reared from the larvae of the Depressariidae, Anadasmus Janzen11; verbatimEventDate: 18-Mar-2011; individualID: DHJPAR0042269; individualCount: 1; sex: female; lifeStage: adult; preparations: pinned; catalogNumber: DHJPAR0042269; occurrenceDetails: <http://janzen.sas.upenn.edu>; recordedBy: D.H. Janzen, W. Hallwachs & Ricardo Calero; otherCatalogNumbers: ASHYH033-11, 11-SRNP-70323, BOLD:AAC5447; identifiedBy: AJ Fleming; dateIdentified: 2017; language: en; institutionCode: CNC; collectionCode: Insects; basisOfRecord: Pinned Specimen
- n. scientificName: *Hyphantrophaga calva*; phylum: Arthropoda; class: Insecta; order: Diptera; family: Tachinidae; genus: *Hyphantrophaga*; specificEpithet: *calva*; scientificNameAuthorship: Fleming & Wood, 2018; continent: Central America; country: Costa Rica; countryCode: CR; stateProvince: Guanacaste; county: Sector Pitilla; locality: Area de Conservacion Guanacaste; verbatimLocality: Bullas; verbatimElevation: 440; verbatimLatitude: 10.9867; verbatimLongitude: -85.385; verbatimCoordinateSystem: Decimal; decimalLatitude: 10.9867; decimalLongitude: -85.385; samplingProtocol: Reared from the larvae of the Depressariidae, Anadasmus Janzen11; verbatimEventDate: 09-Mar-2011; individualID: DHJPAR0042298; individualCount: 1; sex: male; lifeStage: adult; preparations: pinned; catalogNumber: DHJPAR0042298; occurrenceDetails: <http://janzen.sas.upenn.edu>; recordedBy: D.H. Janzen, W. Hallwachs & Duvalier Briceno; otherCatalogNumbers: ASHYH062-11, 11-SRNP-65093, BOLD:AAC5447; identifiedBy: AJ Fleming; dateIdentified: 2017; language: en; institutionCode: CNC; collectionCode: Insects; basisOfRecord: Pinned Specimen
- o. scientificName: *Hyphantrophaga calva*; phylum: Arthropoda; class: Insecta; order: Diptera; family: Tachinidae; genus: *Hyphantrophaga*; specificEpithet: *calva*; scientificNameAuthorship: Fleming & Wood, 2018; continent: Central America; country: Costa Rica; countryCode: CR; stateProvince: Alajuela; county: Sector Rincon Rain Forest; locality: Area de Conservacion Guanacaste; verbatimLocality: San Lucas; verbatimElevation: 320; verbatimLatitude: 10.9185; verbatimLongitude: -85.3034; verbatimCoordinateSystem: Decimal; decimalLatitude: 10.9185; decimalLongitude: -85.3034; samplingProtocol: Reared from the larvae of the Depressariidae, Anadasmus Janzen11; verbatimEventDate: 12-Oct-2011; individualID: DHJPAR0045566;

individualCount: 1; sex: male; lifeStage: adult; preparations: pinned; catalogNumber: DHJPAR0045566; occurrenceDetails: <http://janzen.sas.upenn.edu>; recordedBy: D.H. Janzen, W. Hallwachs & Anabelle Cordoba; otherCatalogNumbers: ACGAZ755-11, 11-SRNP-43978, BOLD:AAC5447; identifiedBy: AJ Fleming; dateIdentified: 2017; language: en; institutionCode: CNC; collectionCode: Insects; basisOfRecord: Pinned Specimen

- p. scientificName: *Hyphantrophaga calva*; phylum: Arthropoda; class: Insecta; order: Diptera; family: Tachinidae; genus: *Hyphantrophaga*; specificEpithet: *calva*; scientificNameAuthorship: Fleming & Wood, 2018; continent: Central America; country: Costa Rica; countryCode: CR; stateProvince: Alajuela; county: Sector Rincon Rain Forest; locality: Area de Conservacion Guanacaste; verbatimLocality: San Lucas; verbatimElevation: 320; verbatimLatitude: 10.9185; verbatimLongitude: -85.3034; verbatimCoordinateSystem: Decimal; decimalLatitude: 10.9185; decimalLongitude: -85.3034; samplingProtocol: Reared from the larvae of the Depressariidae, *Anadasmus Janzen11*; verbatimEventDate: 29-Sep-2011; individualID: DHJPAR0045573; individualCount: 1; sex: male; lifeStage: adult; preparations: pinned; catalogNumber: DHJPAR0045573; occurrenceDetails: <http://janzen.sas.upenn.edu>; recordedBy: D.H. Janzen, W. Hallwachs & Anabelle Cordoba; otherCatalogNumbers: ACGAZ762-11, 11-SRNP-43974, BOLD:AAC5447; identifiedBy: AJ Fleming; dateIdentified: 2017; language: en; institutionCode: CNC; collectionCode: Insects; basisOfRecord: Pinned Specimen
- q. scientificName: *Hyphantrophaga calva*; phylum: Arthropoda; class: Insecta; order: Diptera; family: Tachinidae; genus: *Hyphantrophaga*; specificEpithet: *calva*; scientificNameAuthorship: Fleming & Wood, 2018; continent: Central America; country: Costa Rica; countryCode: CR; stateProvince: Alajuela; county: Sector Rincon Rain Forest; locality: Area de Conservacion Guanacaste; verbatimLocality: Camino Albergue Oscar; verbatimElevation: 560; verbatimLatitude: 10.8774; verbatimLongitude: -85.3236; verbatimCoordinateSystem: Decimal; decimalLatitude: 10.8774; decimalLongitude: -85.3236; samplingProtocol: Reared from the larvae of the Depressariidae, *Anadasmus Janzen11*; verbatimEventDate: 22-Nov-2011; individualID: DHJPAR0046412; individualCount: 1; sex: male; lifeStage: adult; preparations: pinned; catalogNumber: DHJPAR0046412; occurrenceDetails: <http://janzen.sas.upenn.edu>; recordedBy: D.H. Janzen, W. Hallwachs & Osvaldo Espinoza; otherCatalogNumbers: ACGBA585-12, 11-SRNP-4193, BOLD:AAC5447; identifiedBy: AJ Fleming; dateIdentified: 2017; language: en; institutionCode: CNC; collectionCode: Insects; basisOfRecord: Pinned Specimen
- r. scientificName: *Hyphantrophaga calva*; phylum: Arthropoda; class: Insecta; order: Diptera; family: Tachinidae; genus: *Hyphantrophaga*; specificEpithet: *calva*; scientificNameAuthorship: Fleming & Wood, 2018; continent: Central America; country: Costa Rica; countryCode: CR; stateProvince: Alajuela; county: Sector Rincon Rain Forest; locality: Area de Conservacion Guanacaste; verbatimLocality: San Lucas; verbatimElevation: 320; verbatimLatitude: 10.9185; verbatimLongitude: -85.3034; verbatimCoordinateSystem: Decimal; decimalLatitude: 10.9185; decimalLongitude: -85.3034; samplingProtocol: Reared from the larvae of the Depressariidae, *Anadasmus Janzen11*; verbatimEventDate: 25-Aug-2012; individualID: DHJPAR0049599; individualCount: 1; sex: male; lifeStage: adult; preparations: pinned; catalogNumber: DHJPAR0049599; occurrenceDetails: <http://janzen.sas.upenn.edu>; recordedBy: D.H. Janzen, W. Hallwachs & Anabelle Cordoba; otherCatalogNumbers: ASHYB2393-12, 12-SRNP-44077, BOLD:AAC5447; identifiedBy: AJ Fleming; dateIdentified: 2017;

- language: en; institutionCode: CNC; collectionCode: Insects; basisOfRecord: Pinned Specimen
- s. scientificName: *Hyphantrophaga calva*; phylum: Arthropoda; class: Insecta; order: Diptera; family: Tachinidae; genus: *Hyphantrophaga*; specificEpithet: *calva*; scientificNameAuthorship: Fleming & Wood, 2018; continent: Central America; country: Costa Rica; countryCode: CR; stateProvince: Alajuela; county: Sector Rincon Rain Forest; locality: Area de Conservacion Guanacaste; verbatimLocality: San Lucas; verbatimElevation: 320; verbatimLatitude: 10.9185; verbatimLongitude: -85.3034; verbatimCoordinateSystem: Decimal; decimalLatitude: 10.9185; decimalLongitude: -85.3034; samplingProtocol: Reared from the larvae of the Depressariidae, Anadasmus Janzen11; verbatimEventDate: 26-Aug-2012; individualID: DHJPAR0050265; individualCount: 1; sex: female; lifeStage: adult; preparations: pinned; catalogNumber: DHJPAR0050265; occurrenceDetails: <http://janzen.sas.upenn.edu>; recordedBy: D.H. Janzen, W. Hallwachs & Anabelle Cordoba; otherCatalogNumbers: ACGAZ1579-12, 12-SRNP-44076, BOLD:AAC5447; identifiedBy: AJ Fleming; dateIdentified: 2017; language: en; institutionCode: CNC; collectionCode: Insects; basisOfRecord: Pinned Specimen
- t. scientificName: *Hyphantrophaga calva*; phylum: Arthropoda; class: Insecta; order: Diptera; family: Tachinidae; genus: *Hyphantrophaga*; specificEpithet: *calva*; scientificNameAuthorship: Fleming & Wood, 2018; continent: Central America; country: Costa Rica; countryCode: CR; stateProvince: Alajuela; county: Sector Rincon Rain Forest; locality: Area de Conservacion Guanacaste; verbatimLocality: San Lucas; verbatimElevation: 320; verbatimLatitude: 10.9185; verbatimLongitude: -85.3034; verbatimCoordinateSystem: Decimal; decimalLatitude: 10.9185; decimalLongitude: -85.3034; samplingProtocol: Reared from the larvae of the Depressariidae, Anadasmus Janzen11; verbatimEventDate: 26-Aug-2012; individualID: DHJPAR0050273; individualCount: 1; sex: female; lifeStage: adult; preparations: pinned; catalogNumber: DHJPAR0050273; occurrenceDetails: <http://janzen.sas.upenn.edu>; recordedBy: D.H. Janzen, W. Hallwachs & Anabelle Cordoba; otherCatalogNumbers: ACGAZ1587-12, 12-SRNP-44078, BOLD:AAC5447; identifiedBy: AJ Fleming; dateIdentified: 2017; language: en; institutionCode: CNC; collectionCode: Insects; basisOfRecord: Pinned Specimen
- u. scientificName: *Hyphantrophaga calva*; phylum: Arthropoda; class: Insecta; order: Diptera; family: Tachinidae; genus: *Hyphantrophaga*; specificEpithet: *calva*; scientificNameAuthorship: Fleming & Wood, 2018; continent: Central America; country: Costa Rica; countryCode: CR; stateProvince: Guanacaste; county: Sector Pitilla; locality: Area de Conservacion Guanacaste; verbatimLocality: Casa Roberto; verbatimElevation: 520; verbatimLatitude: 11.011; verbatimLongitude: -85.4209; verbatimCoordinateSystem: Decimal; decimalLatitude: 11.011; decimalLongitude: -85.4209; samplingProtocol: Reared from the larvae of the Depressariidae, *Chlamydastis* phytopteraEPR03; verbatimEventDate: 18-Jan-2013; individualID: DHJPAR0050501; individualCount: 1; sex: female; lifeStage: adult; preparations: pinned; catalogNumber: DHJPAR0050501; occurrenceDetails: <http://janzen.sas.upenn.edu>; recordedBy: D.H. Janzen, W. Hallwachs & Manuel Rios; otherCatalogNumbers: ACGBA3093-13, 12-SRNP-31968, BOLD:AAC5447; identifiedBy: AJ Fleming; dateIdentified: 2017; language: en; institutionCode: CNC; collectionCode: Insects; basisOfRecord: Pinned Specimen
- v. scientificName: *Hyphantrophaga calva*; phylum: Arthropoda; class: Insecta; order: Diptera; family: Tachinidae; genus: *Hyphantrophaga*; specificEpithet: *calva*; scientificNameAuthorship: Fleming & Wood, 2018; continent: Central America; country:

- Costa Rica; countryCode: CR; stateProvince: Alajuela; county: Sector Rincon Rain Forest; locality: Area de Conservacion Guanacaste; verbatimLocality: Finca Esmeralda; verbatimElevation: 123; verbatimLatitude: 10.9355; verbatimLongitude: -85.2531; verbatimCoordinateSystem: Decimal; decimalLatitude: 10.9355; decimalLongitude: -85.2531; samplingProtocol: Reared from the larvae of the *Depressariidae*, *Anadasmus Janzen11*; verbatimEventDate: 16-Nov-2012; individualID: DHJPAR0050544; individualCount: 1; sex: female; lifeStage: adult; preparations: pinned; catalogNumber: DHJPAR0050544; occurrenceDetails: <http://janzen.sas.upenn.edu>; recordedBy: D.H. Janzen, W. Hallwachs & Mercedes Moraga; otherCatalogNumbers: ACGBA3136-13, 12-SRNP-77287, BOLD:AAC5447; identifiedBy: AJ Fleming; dateIdentified: 2017; language: en; institutionCode: CNC; collectionCode: Insects; basisOfRecord: Pinned Specimen
- w. scientificName: *Hyphantrophaga calva*; phylum: Arthropoda; class: Insecta; order: Diptera; family: Tachinidae; genus: *Hyphantrophaga*; specificEpithet: *calva*; scientificNameAuthorship: Fleming & Wood, 2018; continent: Central America; country: Costa Rica; countryCode: CR; stateProvince: Alajuela; county: Sector Rincon Rain Forest; locality: Area de Conservacion Guanacaste; verbatimLocality: Quebrada Escondida; verbatimElevation: 420; verbatimLatitude: 10.8993; verbatimLongitude: -85.2749; verbatimCoordinateSystem: Decimal; decimalLatitude: 10.8993; decimalLongitude: -85.2749; samplingProtocol: Reared from the larvae of the *Depressariidae*, *Anadasmus Janzen11*; verbatimEventDate: 06-Feb-2013; individualID: DHJPAR0050624; individualCount: 1; sex: female; lifeStage: adult; preparations: pinned; catalogNumber: DHJPAR0050624; occurrenceDetails: <http://janzen.sas.upenn.edu>; recordedBy: D.H. Janzen, W. Hallwachs & Jose Perez; otherCatalogNumbers: ACGBA3216-13, 13-SRNP-40038, BOLD:AAC5447; identifiedBy: AJ Fleming; dateIdentified: 2017; language: en; institutionCode: CNC; collectionCode: Insects; basisOfRecord: Pinned Specimen
- x. scientificName: *Hyphantrophaga calva*; phylum: Arthropoda; class: Insecta; order: Diptera; family: Tachinidae; genus: *Hyphantrophaga*; specificEpithet: *calva*; scientificNameAuthorship: Fleming & Wood, 2018; continent: Central America; country: Costa Rica; countryCode: CR; stateProvince: Alajuela; county: Sector Rincon Rain Forest; locality: Area de Conservacion Guanacaste; verbatimLocality: Quebrada Bambu; verbatimElevation: 109; verbatimLatitude: 10.9301; verbatimLongitude: -85.2521; verbatimCoordinateSystem: Decimal; decimalLatitude: 10.9301; decimalLongitude: -85.2521; samplingProtocol: Reared from the larvae of the *Depressariidae*, *Anadasmus Janzen30*; verbatimEventDate: 24-Dec-2012; individualID: DHJPAR0050651; individualCount: 1; sex: female; lifeStage: adult; preparations: pinned; catalogNumber: DHJPAR0050651; occurrenceDetails: <http://janzen.sas.upenn.edu>; recordedBy: D.H. Janzen, W. Hallwachs & Cirilo Umaña; otherCatalogNumbers: ACGBA3243-13, 12-SRNP-77921, BOLD:AAC5447; identifiedBy: AJ Fleming; dateIdentified: 2017; language: en; institutionCode: CNC; collectionCode: Insects; basisOfRecord: Pinned Specimen
- y. scientificName: *Hyphantrophaga calva*; phylum: Arthropoda; class: Insecta; order: Diptera; family: Tachinidae; genus: *Hyphantrophaga*; specificEpithet: *calva*; scientificNameAuthorship: Fleming & Wood, 2018; continent: Central America; country: Costa Rica; countryCode: CR; stateProvince: Alajuela; county: Sector Rincon Rain Forest; locality: Area de Conservacion Guanacaste; verbatimLocality: Palomo; verbatimElevation: 96; verbatimLatitude: 10.9619; verbatimLongitude: -85.2804; verbatimCoordinateSystem: Decimal; decimalLatitude: 10.9619; decimalLongitude: -85.2804; samplingProtocol: Reared from the larvae of the *Depressariidae*, *Stenoma*

aterpes; individualID: DHJPAR0055031; individualCount: 1; sex: male; lifeStage: adult; preparations: pinned; catalogNumber: DHJPAR0055031; occurrenceDetails: <http://janzen.sas.upenn.edu>; recordedBy: D.H. Janzen, W. Hallwachs & Keiner Aragon; otherCatalogNumbers: ASHYH1578-14, 14-SRNP-45343, BOLD:AAC5447; identifiedBy: AJ Fleming; dateIdentified: 2017; language: en; institutionCode: CNC; collectionCode: Insects; basisOfRecord: Pinned Specimen

- z. scientificName: *Hyphantrophaga calva*; phylum: Arthropoda; class: Insecta; order: Diptera; family: Tachinidae; genus: *Hyphantrophaga*; specificEpithet: *calva*; scientificNameAuthorship: Fleming & Wood, 2018; continent: Central America; country: Costa Rica; countryCode: CR; stateProvince: Guanacaste; county: Sector Rincon Rain Forest; locality: Area de Conservacion Guanacaste; verbatimLocality: Quebrada Bambu; verbatimElevation: 109; verbatimLatitude: 10.9301; verbatimLongitude: -85.2521; verbatimCoordinateSystem: Decimal; decimalLatitude: 10.9301; decimalLongitude: -85.2521; samplingProtocol: Reared from the larvae of the *Depressariidae*, same as 05-SRNP-24825; verbatimEventDate: 28-Jul-2017; individualID: DHJPAR0061376; individualCount: 1; sex: female; lifeStage: adult; preparations: pinned; catalogNumber: DHJPAR0061376; occurrenceDetails: <http://janzen.sas.upenn.edu>; recordedBy: D.H. Janzen, W. Hallwachs & Cirilo Umaña; otherCatalogNumbers: ACGBA7759-17, 17-SRNP-75888, BOLD:AAC5447; identifiedBy: AJ Fleming; dateIdentified: 2017; language: en; institutionCode: CNC; collectionCode: Insects; basisOfRecord: Pinned Specimen

Description

Male (Fig. 7). Length: 7–11 mm. **Head** (Fig. 7b): vertex 2/9 of head width; two pairs of reclinate upper orbital setae; ocellar setae arising behind anterior ocellus; ocellar triangle gold; fronto-orbital plate shiny silver with a slight brassy-gold tinge on upper 3/4, setulose, setulae not extending below lowest frontal seta; parafacial silver and bare; eye with short sparse ommatrichia up to 2X as long as one ommatidium; facial ridge bare; pedicel brownish-black, concolorous with postpedicel; arista brown, very minutely pubescent, distinctly thickened on basal 1/8; palpus dark orange and haired apically, oar-shaped. **Thorax** (Fig. 7a, c): brassy tomentose dorsally, contrasting with dark silver grey laterally; densely covered in black setulae on all surfaces; four thin dorsal vittae, outermost two broken across suture, innermost pair unbroken, reaching 2nd postsutural dorsocentral seta; postpronotum with 3–4 setae arranged in a triangle; chaetotaxy: acrostichal setae 3:3; dorsocentral setae 3:3; intra-alar setae 2:3; supra-alar setae 2:3; two katepisternal setae; basal scutellar setae subequal in length to subapical scutellar setae; lateral scutellar setae less than 2/3 as long as subapical setae, curving inwards medially; apical scutellar setae short, crossed apically; one pair of discal scutellar setae more widely set than subapical setae; scutellum very slightly darkened across basal 20%, remainder concolorous with scutum. **Legs** (Fig. 7c): femora black in ground colour, remaining segments yellow in ground colour, covered in dark hairs; fore femur with dense silver tomentum on posterodorsal surface; hind coxa bare. **Wing** (Fig. 7a): pale translucent, hyaline, not distinctly infusate; vein R₄₊₅ with only 2–3 setulae at base. **Abdomen** (Fig. 7a, c): ground colour dorsally black, yellow-orange ventrally; mid-dorsal depression on ST1+2 almost reaching hind margin; median marginal setae present on ST1+2–T3; a complete row of marginal setae

present on T4 and T5; discal setae only on present T5; sex patch covering ventral surfaces of T4–T5; distinct brassy-silver tomentose bands along anterior edge of tergites, covering 50% of T3 and almost 80% of T4; T5 brassy tomentose throughout. **Terminalia** (Fig. 7d, e, f): sternite 5 (Fig. 7f) with a deeply excavated median cleft, smoothly U-shaped, margins covered in dense tomentum. Lateral lobes of sternite rounded apically, 3–5 strong setae surrounded by many shorter, weaker setulae. Anterior plate of sternite 5 from subequal to slightly longer than apical lobes; unsclerotised "window" anterior to median cleft absent. Cerci in posterior view (Fig. 7d) rectangular and slightly shorter than surstyli, blunt and rounded at apex, completely separate medially but not divergent; in lateral view with a strong downward curve in apical 1/3; densely setulose along basal 2/3 dorsally, setulose ventrally along entire length (visible in lateral view). Surstylus in lateral view (Fig. 7e) almost triangular, ending in a slightly downcurved apex, making the structure appear blade-like; when viewed dorsally, surstyli appearing to point outward, not strongly convergent. Pregonite short, not well-developed, 1/3 as long as distiphallus, trumpet-like, at apex. Postgonite slightly narrow, 1/3 as wide as pregonite, sharply pointed and curved at apex. Distiphallus tubular with a slender median longitudinal sclerotised reinforcement on its posterior surface and a broad, anterolateral, sclerotised acrophallus on each side, joining the plate of opposite side on anterior surface near apex.

Female. Length: 8–11 mm. As males, differing by the presence of two pairs of proclinate orbital setae and the presence of setae on the hind coxa.

Diagnosis

Hyphantrophaga calva **sp. n.** can be distinguished from all other *Hyphantrophaga* species by the following combination of traits: thorax with three postsutural dorsocentral setae, two katapisternal setae, hind coxa bare in males, setose in females, median marginal setae present on ST1+2, discal setae only present on T5.

Etymology

From the Latin adjective "*calvus*", meaning "bald", in reference to the lack of hairs on the hind coxa in the males of the species.

Distribution

Costa Rica, ACG, Alajuela and Guanacaste Provinces, 96–620 m elevation.

Ecology

Hyphantrophaga calva **sp. n.** has been reared 13 times from seven species of Lepidoptera in the family Depressariidae, *Andasmus* Janzen11, *Andasmus* Janzen25, *Andasmus* Janzen30, *Cerconota* Janzen102, *Cerconota* Janzen707, *Chlamydistis christthompsoni* (m.s. name), *Stenomoma aterpes* Walsingham, 1913; in rain forest and dry-rain lowland intergrade.




Figure 7.

Hyphantrophaga calva sp. n.; a–c: habitus; holotype male, voucher n. DHJPAR0019630; d–f: terminalia; male paratype, voucher n. DHJPAR0046412.

a: dorsal view [doi](#)

b: frontal view [doi](#)

c: lateral view [doi](#)

d: dorsal view [doi](#)

e: lateral view [doi](#)

f: sternite 5, ventral view [doi](#)

***Hyphantrophaga ciriloumanai* Fleming & Wood, sp. n.**

- ZooBank [urn:lsid:zoobank.org:act:10820514-749C-4741-82BF-3570BAD441DB](https://doi.org/10.10820514-749C-4741-82BF-3570BAD441DB)

Materials**Holotype:**

- a. scientificName: *Hyphantrophaga ciriloumanai*; phylum: Arthropoda; class: Insecta; order: Diptera; family: Tachinidae; genus: *Hyphantrophaga*; specificEpithet: *ciriloumanai*; scientificNameAuthorship: Fleming & Wood, 2018; continent: Central America; country: Costa Rica; countryCode: CR; stateProvince: Alajuela; county: Sector Rincon Rain Forest; locality: Area de Conservacion Guanacaste; verbatimLocality: Estacion Caribe; verbatimElevation: 415; verbatimLatitude: 10.9019; verbatimLongitude: -85.2749; verbatimCoordinateSystem: Decimal; decimalLatitude: 10.9019; decimalLongitude: -85.2749; samplingProtocol: Reared from the larva of the *Depressariidae*, Anadasmus Janzen25; verbatimEventDate: 24-Aug-2007; individualID: DHJPAR0021010; individualCount: 1; sex: male; lifeStage: adult; preparations: pinned; catalogNumber: DHJPAR0021010; occurrenceDetails: <http://janzen.sas.upenn.edu>; recordedBy: D.H. Janzen, W. Hallwachs & Jose Perez; otherCatalogNumbers: ASTA1353-07, 07-SRNP-42179, BOLD:AAA1908; identifiedBy: AJ Fleming; dateIdentified: 2017; language: en; institutionCode: CNC; collectionCode: Insects; basisOfRecord: Pinned Specimen

Paratypes:

- a. scientificName: *Hyphantrophaga ciriloumanai*; phylum: Arthropoda; class: Insecta; order: Diptera; family: Tachinidae; genus: *Hyphantrophaga*; specificEpithet: *ciriloumanai*; scientificNameAuthorship: Fleming & Wood, 2018; continent: Central America; country: Costa Rica; countryCode: CR; stateProvince: Alajuela; county: Sector San Cristobal; locality: Area de Conservacion Guanacaste; verbatimLocality: Quebrada San Francisco; verbatimElevation: 690; verbatimLatitude: 10.8725; verbatimLongitude: -85.3793; verbatimCoordinateSystem: Decimal; decimalLatitude: 10.8725; decimalLongitude: -85.3793; samplingProtocol: Reared from the larva of the *Depressariidae*, Anadasmus Janzen25; verbatimEventDate: 20-Nov-2004; individualID: DHJPAR0007288; individualCount: 1; sex: male; lifeStage: adult; preparations: pinned; catalogNumber: DHJPAR0007288; occurrenceDetails: <http://janzen.sas.upenn.edu>; recordedBy: D.H. Janzen, W. Hallwachs & Osvaldo Espinoza; otherCatalogNumbers: ASTAT060-06, 04-SRNP-60408, BOLD:AAA1908; identifiedBy: AJ Fleming; dateIdentified: 2017; language: en; institutionCode: CNC; collectionCode: Insects; basisOfRecord: Pinned Specimen
- b. scientificName: *Hyphantrophaga ciriloumanai*; phylum: Arthropoda; class: Insecta; order: Diptera; family: Tachinidae; genus: *Hyphantrophaga*; specificEpithet: *ciriloumanai*; scientificNameAuthorship: Fleming & Wood, 2018; continent: Central America; country: Costa Rica; countryCode: CR; stateProvince: Alajuela; county: Sector San Cristobal; locality: Area de Conservacion Guanacaste; verbatimLocality: Quebrada Cementerio; verbatimElevation: 700; verbatimLatitude: 10.8712; verbatimLongitude: -85.3875; verbatimCoordinateSystem: Decimal; decimalLatitude: 10.8712; decimalLongitude: -85.3875; samplingProtocol: Reared from the larva of the *Depressariidae*, *Stenomoma convexicostata*; verbatimEventDate: 28-Aug-2001; individualID: DHJPAR0011465; individualCount: 1; sex: male; lifeStage: adult; preparations: pinned; catalogNumber: DHJPAR0011465; occurrenceDetails: <http://janzen.sas.upenn.edu>; recordedBy: D.H. Janzen, W. Hallwachs & Carolina Cano;

- otherCatalogNumbers: ASTAQ852-06, 01-SRNP-2659, BOLD:AAA1908; identifiedBy: AJ Fleming; dateIdentified: 2017; language: en; institutionCode: CNC; collectionCode: Insects; basisOfRecord: Pinned Specimen
- c. scientificName: *Hyphantrophaga ciriloumanai*; phylum: Arthropoda; class: Insecta; order: Diptera; family: Tachinidae; genus: *Hyphantrophaga*; specificEpithet: *ciriloumanai*; scientificNameAuthorship: Fleming & Wood, 2018; continent: Central America; country: Costa Rica; countryCode: CR; stateProvince: Alajuela; county: Sector San Cristobal; locality: Area de Conservacion Guanacaste; verbatimLocality: Quebrada Cementerio; verbatimElevation: 700; verbatimLatitude: 10.8712; verbatimLongitude: -85.3875; verbatimCoordinateSystem: Decimal; decimalLatitude: 10.8712; decimalLongitude: -85.3875; samplingProtocol: Reared from the larva of the *Depressariidae*, *Stenomoma convexicostata*; verbatimEventDate: 19-Aug-2001; individualID: DHJPAR0011466; individualCount: 1; sex: female; lifeStage: adult; preparations: pinned; catalogNumber: DHJPAR0011466; occurrenceDetails: <http://janzen.sas.upenn.edu>; recordedBy: D.H. Janzen, W. Hallwachs & Carolina Cano; otherCatalogNumbers: ASTAQ853-06, 01-SRNP-2561, BOLD:AAA1908; identifiedBy: AJ Fleming; dateIdentified: 2017; language: en; institutionCode: CNC; collectionCode: Insects; basisOfRecord: Pinned Specimen
- d. scientificName: *Hyphantrophaga ciriloumanai*; phylum: Arthropoda; class: Insecta; order: Diptera; family: Tachinidae; genus: *Hyphantrophaga*; specificEpithet: *ciriloumanai*; scientificNameAuthorship: Fleming & Wood, 2018; continent: Central America; country: Costa Rica; countryCode: CR; stateProvince: Alajuela; county: Sector San Cristobal; locality: Area de Conservacion Guanacaste; verbatimLocality: Quebrada Cementerio; verbatimElevation: 700; verbatimLatitude: 10.8712; verbatimLongitude: -85.3875; verbatimCoordinateSystem: Decimal; decimalLatitude: 10.8712; decimalLongitude: -85.3875; samplingProtocol: Reared from the larva of the *Depressariidae*, *Anadasmus Janzen11*; verbatimEventDate: 03-Sep-2006; individualID: DHJPAR0016239; individualCount: 1; sex: male; lifeStage: adult; preparations: pinned; catalogNumber: DHJPAR0016239; occurrenceDetails: <http://janzen.sas.upenn.edu>; recordedBy: D.H. Janzen, W. Hallwachs & Gloria Sihezar; otherCatalogNumbers: ASTAP268-06, 06-SRNP-6396, BOLD:AAA1908; identifiedBy: AJ Fleming; dateIdentified: 2017; language: en; institutionCode: CNC; collectionCode: Insects; basisOfRecord: Pinned Specimen
- e. scientificName: *Hyphantrophaga ciriloumanai*; phylum: Arthropoda; class: Insecta; order: Diptera; family: Tachinidae; genus: *Hyphantrophaga*; specificEpithet: *ciriloumanai*; scientificNameAuthorship: Fleming & Wood, 2018; continent: Central America; country: Costa Rica; countryCode: CR; stateProvince: Alajuela; county: Sector San Cristobal; locality: Area de Conservacion Guanacaste; verbatimLocality: Finca San Gabriel; verbatimElevation: 645; verbatimLatitude: 10.8777; verbatimLongitude: -85.3934; verbatimCoordinateSystem: Decimal; decimalLatitude: 10.8777; decimalLongitude: -85.3934; samplingProtocol: Reared from the larva of the *Depressariidae*, *Anadasmus Janzen25*; verbatimEventDate: 07-Mar-2007; individualID: DHJPAR0017158; individualCount: 1; sex: female; lifeStage: adult; preparations: pinned; catalogNumber: DHJPAR0017158; occurrenceDetails: <http://janzen.sas.upenn.edu>; recordedBy: D.H. Janzen, W. Hallwachs & Anabelle Cordoba; otherCatalogNumbers: ASTAP596-07, 07-SRNP-464, BOLD:AAA1908; identifiedBy: AJ Fleming; dateIdentified: 2017; language: en; institutionCode: CNC; collectionCode: Insects; basisOfRecord: Pinned Specimen
- f. scientificName: *Hyphantrophaga ciriloumanai*; phylum: Arthropoda; class: Insecta; order: Diptera; family: Tachinidae; genus: *Hyphantrophaga*; specificEpithet:

- ciriloumanai*; scientificNameAuthorship: Fleming & Wood, 2018; continent: Central America; country: Costa Rica; countryCode: CR; stateProvince: Alajuela; county: Sector San Cristobal; locality: Area de Conservacion Guanacaste; verbatimLocality: Estacion San Ramon; verbatimElevation: 660; verbatimLatitude: 10.8835; verbatimLongitude: -85.4097; verbatimCoordinateSystem: Decimal; decimalLatitude: 10.8835; decimalLongitude: -85.4097; samplingProtocol: Reared from the larva of the *Depressariidae*, Anadasmus Janzen25; verbatimEventDate: 28-May-2007; individualID: DHJPAR0019707; individualCount: 1; sex: female; lifeStage: adult; preparations: pinned; catalogNumber: DHJPAR0019707; occurrenceDetails: <http://janzen.sas.upenn.edu>; recordedBy: D.H. Janzen, W. Hallwachs & Gloria Sihezar; otherCatalogNumbers: ASTAB255-07, 07-SRNP-2003, BOLD:AAA1908; identifiedBy: AJ Fleming; dateIdentified: 2017; language: en; institutionCode: CNC; collectionCode: Insects; basisOfRecord: Pinned Specimen
- g. scientificName: *Hyphantrophaga ciriloumanai*; phylum: Arthropoda; class: Insecta; order: Diptera; family: Tachinidae; genus: *Hyphantrophaga*; specificEpithet: *ciriloumanai*; scientificNameAuthorship: Fleming & Wood, 2018; continent: Central America; country: Costa Rica; countryCode: CR; stateProvince: Alajuela; county: Sector Rincon Rain Forest; locality: Area de Conservacion Guanacaste; verbatimLocality: Estacion Caribe; verbatimElevation: 415; verbatimLatitude: 10.9019; verbatimLongitude: -85.2749; verbatimCoordinateSystem: Decimal; decimalLatitude: 10.9019; decimalLongitude: -85.2749; samplingProtocol: Reared from the larva of the *Depressariidae*, Anadasmus Janzen25; verbatimEventDate: 27-Aug-2007; individualID: DHJPAR0020971; individualCount: 1; sex: female; lifeStage: adult; preparations: pinned; catalogNumber: DHJPAR0020971; occurrenceDetails: <http://janzen.sas.upenn.edu>; recordedBy: D.H. Janzen, W. Hallwachs & Jose Perez; otherCatalogNumbers: ASTA1314-07, 07-SRNP-42176, BOLD:AAA1908; identifiedBy: AJ Fleming; dateIdentified: 2017; language: en; institutionCode: CNC; collectionCode: Insects; basisOfRecord: Pinned Specimen
- h. scientificName: *Hyphantrophaga ciriloumanai*; phylum: Arthropoda; class: Insecta; order: Diptera; family: Tachinidae; genus: *Hyphantrophaga*; specificEpithet: *ciriloumanai*; scientificNameAuthorship: Fleming & Wood, 2018; continent: Central America; country: Costa Rica; countryCode: CR; stateProvince: Guanacaste; county: Sector Pitilla; locality: Area de Conservacion Guanacaste; verbatimLocality: Estacion Pitilla; verbatimElevation: 675; verbatimLatitude: 10.9893; verbatimLongitude: -85.4258; verbatimCoordinateSystem: Decimal; decimalLatitude: 10.9893; decimalLongitude: -85.4258; samplingProtocol: Reared from the larva of the *Depressariidae*, Anadasmus Janzen42; verbatimEventDate: 05-Apr-2004; individualID: DHJPAR0007270; individualCount: 1; sex: male; lifeStage: adult; preparations: pinned; catalogNumber: DHJPAR0007270; occurrenceDetails: <http://janzen.sas.upenn.edu>; recordedBy: D.H. Janzen, W. Hallwachs & Petrona Rios; otherCatalogNumbers: ASTAT042-06, 04-SRNP-31074, BOLD:AAA1908; identifiedBy: AJ Fleming; dateIdentified: 2017; language: en; institutionCode: CNC; collectionCode: Insects; basisOfRecord: Pinned Specimen
- i. scientificName: *Hyphantrophaga ciriloumanai*; phylum: Arthropoda; class: Insecta; order: Diptera; family: Tachinidae; genus: *Hyphantrophaga*; specificEpithet: *ciriloumanai*; scientificNameAuthorship: Fleming & Wood, 2018; continent: Central America; country: Costa Rica; countryCode: CR; stateProvince: Guanacaste; county: Sector El Hacha; locality: Area de Conservacion Guanacaste; verbatimLocality: Estacion Los Almendros; verbatimElevation: 290; verbatimLatitude: 11.0323; verbatimLongitude: -85.5278; verbatimCoordinateSystem: Decimal; decimalLatitude:

- 11.0323; decimalLongitude: -85.5278; samplingProtocol: Reared from the larva of the Pyralidae, *Accinctapubes albifasciata*DHJ01; verbatimEventDate: 22-Dec-2001; individualID: DHJPAR0022956; individualCount: 1; sex: male; lifeStage: adult; preparations: pinned; catalogNumber: DHJPAR0022956; occurrenceDetails: <http://janzen.sas.upenn.edu>; recordedBy: D.H. Janzen, W. Hallwachs & Lucia Rios; otherCatalogNumbers: ASTAW120-08, 01-SRNP-24061, BOLD:AAA1908; identifiedBy: AJ Fleming; dateIdentified: 2017; language: en; institutionCode: CNC; collectionCode: Insects; basisOfRecord: Pinned Specimen
- j. scientificName: *Hyphantrophaga ciriloumanai*; phylum: Arthropoda; class: Insecta; order: Diptera; family: Tachinidae; genus: *Hyphantrophaga*; specificEpithet: *ciriloumanai*; scientificNameAuthorship: Fleming & Wood, 2018; continent: Central America; country: Costa Rica; countryCode: CR; stateProvince: Alajuela; county: Sector San Cristobal; locality: Area de Conservacion Guanacaste; verbatimLocality: Sendero Perdido; verbatimElevation: 620; verbatimLatitude: 10.8794; verbatimLongitude: -85.3861; verbatimCoordinateSystem: Decimal; decimalLatitude: 10.8794; decimalLongitude: -85.3861; samplingProtocol: Reared from the larva of the Pyralidae, *Deuterollyta oediperalis*DHJ02; verbatimEventDate: 24-Aug-2008; individualID: DHJPAR0029604; individualCount: 1; sex: female; lifeStage: adult; preparations: pinned; catalogNumber: DHJPAR0029604; occurrenceDetails: <http://janzen.sas.upenn.edu>; recordedBy: D.H. Janzen, W. Hallwachs & Elda Araya; otherCatalogNumbers: ASHYM1025-09, 08-SRNP-4436, BOLD:AAA1908; identifiedBy: AJ Fleming; dateIdentified: 2017; language: en; institutionCode: CNC; collectionCode: Insects; basisOfRecord: Pinned Specimen
- k. scientificName: *Hyphantrophaga ciriloumanai*; phylum: Arthropoda; class: Insecta; order: Diptera; family: Tachinidae; genus: *Hyphantrophaga*; specificEpithet: *ciriloumanai*; scientificNameAuthorship: Fleming & Wood, 2018; continent: Central America; country: Costa Rica; countryCode: CR; stateProvince: Alajuela; county: Sector San Cristobal; locality: Area de Conservacion Guanacaste; verbatimLocality: Sendero Perdido; verbatimElevation: 620; verbatimLatitude: 10.8794; verbatimLongitude: -85.3861; verbatimCoordinateSystem: Decimal; decimalLatitude: 10.8794; decimalLongitude: -85.3861; samplingProtocol: Reared from the larva of the Pyralidae, *Deuterollyta oediperalis*DHJ02; verbatimEventDate: 22-Aug-2008; individualID: DHJPAR0029607; individualCount: 1; sex: male; lifeStage: adult; preparations: pinned; catalogNumber: DHJPAR0029607; occurrenceDetails: <http://janzen.sas.upenn.edu>; recordedBy: D.H. Janzen, W. Hallwachs & Elda Araya; otherCatalogNumbers: ASHYM1028-09, 08-SRNP-4437, BOLD:AAA1908; identifiedBy: AJ Fleming; dateIdentified: 2017; language: en; institutionCode: CNC; collectionCode: Insects; basisOfRecord: Pinned Specimen
- l. scientificName: *Hyphantrophaga ciriloumanai*; phylum: Arthropoda; class: Insecta; order: Diptera; family: Tachinidae; genus: *Hyphantrophaga*; specificEpithet: *ciriloumanai*; scientificNameAuthorship: Fleming & Wood, 2018; continent: Central America; country: Costa Rica; countryCode: CR; stateProvince: Alajuela; county: Sector San Cristobal; locality: Area de Conservacion Guanacaste; verbatimLocality: Sendero Perdido; verbatimElevation: 620; verbatimLatitude: 10.8794; verbatimLongitude: -85.3861; verbatimCoordinateSystem: Decimal; decimalLatitude: 10.8794; decimalLongitude: -85.3861; samplingProtocol: Reared from the larva of the Pyralidae, *Deuterollyta oediperalis*DHJ02; verbatimEventDate: 30-Aug-2008; individualID: DHJPAR0029619; individualCount: 1; sex: female; lifeStage: adult; preparations: pinned; catalogNumber: DHJPAR0029619; occurrenceDetails: <http://janzen.sas.upenn.edu>; recordedBy: D.H. Janzen, W. Hallwachs & Elda Araya;

- otherCatalogNumbers: ASHYM1040-09, 08-SRNP-4439, BOLD:AAA1908; identifiedBy: AJ Fleming; dateIdentified: 2017; language: en; institutionCode: CNC; collectionCode: Insects; basisOfRecord: Pinned Specimen
- m. scientificName: *Hyphantrophaga ciriloumanai*; phylum: Arthropoda; class: Insecta; order: Diptera; family: Tachinidae; genus: *Hyphantrophaga*; specificEpithet: *ciriloumanai*; scientificNameAuthorship: Fleming & Wood, 2018; continent: Central America; country: Costa Rica; countryCode: CR; stateProvince: Alajuela; county: Sector Rincon Rain Forest; locality: Area de Conservacion Guanacaste; verbatimLocality: Rio Francia Arriba; verbatimElevation: 400; verbatimLatitude: 10.8967; verbatimLongitude: -85.29; verbatimCoordinateSystem: Decimal; decimalLatitude: 10.8967; decimalLongitude: -85.29; samplingProtocol: Reared from the larva of the *Depressariidae*, Anadasmus Janzen25; verbatimEventDate: 10-Nov-2008; individualID: DHJPAR0029992; individualCount: 1; sex: male; lifeStage: adult; preparations: pinned; catalogNumber: DHJPAR0029992; occurrenceDetails: <http://janzen.sas.upenn.edu>; recordedBy: D.H. Janzen, W. Hallwachs & Jose Perez; otherCatalogNumbers: ASHYB736-09, 08-SRNP-41992, BOLD:AAA1908; identifiedBy: AJ Fleming; dateIdentified: 2017; language: en; institutionCode: CNC; collectionCode: Insects; basisOfRecord: Pinned Specimen
- n. scientificName: *Hyphantrophaga ciriloumanai*; phylum: Arthropoda; class: Insecta; order: Diptera; family: Tachinidae; genus: *Hyphantrophaga*; specificEpithet: *ciriloumanai*; scientificNameAuthorship: Fleming & Wood, 2018; continent: Central America; country: Costa Rica; countryCode: CR; stateProvince: Alajuela; county: Brasilia; locality: Area de Conservacion Guanacaste; verbatimLocality: Moga; verbatimElevation: 320; verbatimLatitude: 11.0123; verbatimLongitude: -85.3493; verbatimCoordinateSystem: Decimal; decimalLatitude: 11.0123; decimalLongitude: -85.3493; samplingProtocol: Reared from the larva of the *Depressariidae*, Anadasmus Janzen51; verbatimEventDate: 07-Feb-2009; individualID: DHJPAR0030228; individualCount: 1; sex: male; lifeStage: adult; preparations: pinned; catalogNumber: DHJPAR0030228; occurrenceDetails: <http://janzen.sas.upenn.edu>; recordedBy: D.H. Janzen, W. Hallwachs & Duvalier Briceno; otherCatalogNumbers: ASHYB972-09, 09-SRNP-65048, BOLD:AAA1908; identifiedBy: AJ Fleming; dateIdentified: 2017; language: en; institutionCode: CNC; collectionCode: Insects; basisOfRecord: Pinned Specimen
- o. scientificName: *Hyphantrophaga ciriloumanai*; phylum: Arthropoda; class: Insecta; order: Diptera; family: Tachinidae; genus: *Hyphantrophaga*; specificEpithet: *ciriloumanai*; scientificNameAuthorship: Fleming & Wood, 2018; continent: Central America; country: Costa Rica; countryCode: CR; stateProvince: Alajuela; county: Sector Rincon Rain Forest; locality: Area de Conservacion Guanacaste; verbatimLocality: San Lucas; verbatimElevation: 320; verbatimLatitude: 10.9185; verbatimLongitude: -85.3034; verbatimCoordinateSystem: Decimal; decimalLatitude: 10.9185; decimalLongitude: -85.3034; samplingProtocol: Reared from the larva of the *Depressariidae*, Anadasmus Janzen28; verbatimEventDate: 14-Jul-2009; individualID: DHJPAR0035708; individualCount: 1; sex: female; lifeStage: adult; preparations: pinned; catalogNumber: DHJPAR0035708; occurrenceDetails: <http://janzen.sas.upenn.edu>; recordedBy: D.H. Janzen, W. Hallwachs & Anabelle Cordoba; otherCatalogNumbers: ASHYD1089-09, 09-SRNP-41293, BOLD:AAA1908; identifiedBy: AJ Fleming; dateIdentified: 2017; language: en; institutionCode: CNC; collectionCode: Insects; basisOfRecord: Pinned Specimen
- p. scientificName: *Hyphantrophaga ciriloumanai*; phylum: Arthropoda; class: Insecta; order: Diptera; family: Tachinidae; genus: *Hyphantrophaga*; specificEpithet:

- ciriloumanai*; scientificNameAuthorship: Fleming & Wood, 2018; continent: Central America; country: Costa Rica; countryCode: CR; stateProvince: Alajuela; county: Sector San Cristobal; locality: Area de Conservacion Guanacaste; verbatimLocality: Quebrada Cementerio; verbatimElevation: 700; verbatimLatitude: 10.8712; verbatimLongitude: -85.3875; verbatimCoordinateSystem: Decimal; decimalLatitude: 10.8712; decimalLongitude: -85.3875; samplingProtocol: Reared from the larva of the Depressariidae, Anadasmus Janzen11; verbatimEventDate: 03-Aug-2009; individualID: DHJPAR0035717; individualCount: 1; sex: female; lifeStage: adult; preparations: pinned; catalogNumber: DHJPAR0035717; occurrenceDetails: <http://janzen.sas.upenn.edu>; recordedBy: D.H. Janzen, W. Hallwachs & Osvaldo Espinoza; otherCatalogNumbers: ASHYD1098-09, 09-SRNP-3444, BOLD:AAA1908; identifiedBy: AJ Fleming; dateIdentified: 2017; language: en; institutionCode: CNC; collectionCode: Insects; basisOfRecord: Pinned Specimen
- q. scientificName: *Hyphantrophaga ciriloumanai*; phylum: Arthropoda; class: Insecta; order: Diptera; family: Tachinidae; genus: *Hyphantrophaga*; specificEpithet: *ciriloumanai*; scientificNameAuthorship: Fleming & Wood, 2018; continent: Central America; country: Costa Rica; countryCode: CR; stateProvince: Alajuela; county: Sector San Cristobal; locality: Area de Conservacion Guanacaste; verbatimLocality: Quebrada Cementerio; verbatimElevation: 700; verbatimLatitude: 10.8712; verbatimLongitude: -85.3875; verbatimCoordinateSystem: Decimal; decimalLatitude: 10.8712; decimalLongitude: -85.3875; samplingProtocol: Reared from the larva of the Depressariidae, Anadasmus Janzen11; verbatimEventDate: 07-Jul-2009; individualID: DHJPAR0035721; individualCount: 1; sex: male; lifeStage: adult; preparations: pinned; catalogNumber: DHJPAR0035721; occurrenceDetails: <http://janzen.sas.upenn.edu>; recordedBy: D.H. Janzen, W. Hallwachs & Osvaldo Espinoza; otherCatalogNumbers: ASHYD1102-09, 09-SRNP-3436.; identifiedBy: AJ Fleming; dateIdentified: 2017; language: en; institutionCode: CNC; collectionCode: Insects; basisOfRecord: Pinned Specimen
- r. scientificName: *Hyphantrophaga ciriloumanai*; phylum: Arthropoda; class: Insecta; order: Diptera; family: Tachinidae; genus: *Hyphantrophaga*; specificEpithet: *ciriloumanai*; scientificNameAuthorship: Fleming & Wood, 2018; continent: Central America; country: Costa Rica; countryCode: CR; stateProvince: Alajuela; county: Sector San Cristobal; locality: Area de Conservacion Guanacaste; verbatimLocality: Quebrada Cementerio; verbatimElevation: 700; verbatimLatitude: 10.8712; verbatimLongitude: -85.3875; verbatimCoordinateSystem: Decimal; decimalLatitude: 10.8712; decimalLongitude: -85.3875; samplingProtocol: Reared from the larva of the Depressariidae, Anadasmus Janzen11; verbatimEventDate: 08-Aug-2009; individualID: DHJPAR0035733; individualCount: 1; sex: male; lifeStage: adult; preparations: pinned; catalogNumber: DHJPAR0035733; occurrenceDetails: <http://janzen.sas.upenn.edu>; recordedBy: D.H. Janzen, W. Hallwachs & Osvaldo Espinoza; otherCatalogNumbers: ASHYD1114-09, 09-SRNP-3450, BOLD:AAA1908; identifiedBy: AJ Fleming; dateIdentified: 2017; language: en; institutionCode: CNC; collectionCode: Insects; basisOfRecord: Pinned Specimen
- s. scientificName: *Hyphantrophaga ciriloumanai*; phylum: Arthropoda; class: Insecta; order: Diptera; family: Tachinidae; genus: *Hyphantrophaga*; specificEpithet: *ciriloumanai*; scientificNameAuthorship: Fleming & Wood, 2018; continent: Central America; country: Costa Rica; countryCode: CR; stateProvince: Alajuela; county: Sector San Cristobal; locality: Area de Conservacion Guanacaste; verbatimLocality: Finca San Gabriel; verbatimElevation: 645; verbatimLatitude: 10.8777; verbatimLongitude: -85.3934; verbatimCoordinateSystem: Decimal; decimalLatitude:

- 10.8777; decimalLongitude: -85.3934; samplingProtocol: Reared from the larva of the *Depressariidae*, Anadasmus Janzen25; verbatimEventDate: 21-Aug-2009; individualID: DHJPAR0035734; individualCount: 1; sex: female; lifeStage: adult; preparations: pinned; catalogNumber: DHJPAR0035734; occurrenceDetails: <http://janzen.sas.upenn.edu>; recordedBy: D.H. Janzen, W. Hallwachs & Osvaldo Espinoza; otherCatalogNumbers: ASHYD1115-09, 09-SRNP-3845, BOLD:AAA1908; identifiedBy: AJ Fleming; dateIdentified: 2017; language: en; institutionCode: CNC; collectionCode: Insects; basisOfRecord: Pinned Specimen
- t. scientificName: *Hyphantrophaga ciriloumanai*; phylum: Arthropoda; class: Insecta; order: Diptera; family: Tachinidae; genus: *Hyphantrophaga*; specificEpithet: *ciriloumanai*; scientificNameAuthorship: Fleming & Wood, 2018; continent: Central America; country: Costa Rica; countryCode: CR; stateProvince: Alajuela; county: Sector Rincon Rain Forest; locality: Area de Conservacion Guanacaste; verbatimLocality: Sendero Rincon; verbatimElevation: 430; verbatimLatitude: 10.8962; verbatimLongitude: -85.2777; verbatimCoordinateSystem: Decimal; decimalLatitude: 10.8962; decimalLongitude: -85.2777; samplingProtocol: Reared from the larva of the *Depressariidae*, *Stenomoma* Janzen06; verbatimEventDate: 02-Aug-2009; individualID: DHJPAR0035846; individualCount: 1; sex: female; lifeStage: adult; preparations: pinned; catalogNumber: DHJPAR0035846; occurrenceDetails: <http://janzen.sas.upenn.edu>; recordedBy: D.H. Janzen, W. Hallwachs & Pablo Umaña Calderon; otherCatalogNumbers: ASHYD1227-09, 09-SRNP-41403, BOLD:AAA1908; identifiedBy: AJ Fleming; dateIdentified: 2017; language: en; institutionCode: CNC; collectionCode: Insects; basisOfRecord: Pinned Specimen
- u. scientificName: *Hyphantrophaga ciriloumanai*; phylum: Arthropoda; class: Insecta; order: Diptera; family: Tachinidae; genus: *Hyphantrophaga*; specificEpithet: *ciriloumanai*; scientificNameAuthorship: Fleming & Wood, 2018; continent: Central America; country: Costa Rica; countryCode: CR; stateProvince: Alajuela; county: Sector Rincon Rain Forest; locality: Area de Conservacion Guanacaste; verbatimLocality: Cafecito; verbatimElevation: 455; verbatimLatitude: 10.944; verbatimLongitude: -85.3174; verbatimCoordinateSystem: Decimal; decimalLatitude: 10.944; decimalLongitude: -85.3174; samplingProtocol: Reared from the larva of the *Depressariidae*, Anadasmus Janzen16; verbatimEventDate: 29-Aug-2009; individualID: DHJPAR0035851; individualCount: 1; sex: female; lifeStage: adult; preparations: pinned; catalogNumber: DHJPAR0035851; occurrenceDetails: <http://janzen.sas.upenn.edu>; recordedBy: D.H. Janzen, W. Hallwachs & Noe Castillo; otherCatalogNumbers: ASHYD1232-09, 09-SRNP-69674, BOLD:AAA1908; identifiedBy: AJ Fleming; dateIdentified: 2017; language: en; institutionCode: CNC; collectionCode: Insects; basisOfRecord: Pinned Specimen
- v. scientificName: *Hyphantrophaga ciriloumanai*; phylum: Arthropoda; class: Insecta; order: Diptera; family: Tachinidae; genus: *Hyphantrophaga*; specificEpithet: *ciriloumanai*; scientificNameAuthorship: Fleming & Wood, 2018; continent: Central America; country: Costa Rica; countryCode: CR; stateProvince: Alajuela; county: Sector San Cristobal; locality: Area de Conservacion Guanacaste; verbatimLocality: Quebrada Cementerio; verbatimElevation: 700; verbatimLatitude: 10.8712; verbatimLongitude: -85.3875; verbatimCoordinateSystem: Decimal; decimalLatitude: 10.8712; decimalLongitude: -85.3875; samplingProtocol: Reared from the larva of the *Depressariidae*, Anadasmus Janzen11; verbatimEventDate: 21-Oct-2009; individualID: DHJPAR0036550; individualCount: 1; sex: male; lifeStage: adult; preparations: pinned; catalogNumber: DHJPAR0036550; occurrenceDetails: <http://janzen.sas.upenn.edu>; recordedBy: D.H. Janzen, W. Hallwachs & Osvaldo Espinoza; otherCatalogNumbers:

- ASHYE1461-09, 09-SRNP-4831, BOLD:AAA1908; identifiedBy: AJ Fleming; dateIdentified: 2017; language: en; institutionCode: CNC; collectionCode: Insects; basisOfRecord: Pinned Specimen
- w. scientificName: *Hyphantrophaga ciriloumanai*; phylum: Arthropoda; class: Insecta; order: Diptera; family: Tachinidae; genus: *Hyphantrophaga*; specificEpithet: *ciriloumanai*; scientificNameAuthorship: Fleming & Wood, 2018; continent: Central America; country: Costa Rica; countryCode: CR; stateProvince: Alajuela; county: Sector Rincon Rain Forest; locality: Area de Conservacion Guanacaste; verbatimLocality: San Lucas; verbatimElevation: 320; verbatimLatitude: 10.9185; verbatimLongitude: -85.3034; verbatimCoordinateSystem: Decimal; decimalLatitude: 10.9185; decimalLongitude: -85.3034; samplingProtocol: Reared from the larva of the *Depressariidae*, Anadasmus Janzen25; verbatimEventDate: 12-Sep-2009; individualID: DHJPAR0036562; individualCount: 1; sex: male; lifeStage: adult; preparations: pinned; catalogNumber: DHJPAR0036562; occurrenceDetails: <http://janzen.sas.upenn.edu>; recordedBy: D.H. Janzen, W. Hallwachs & Pablo Umaña Calderon; otherCatalogNumbers: ASHYE1473-09, 09-SRNP-42159, BOLD:AAA1908; identifiedBy: AJ Fleming; dateIdentified: 2017; language: en; institutionCode: CNC; collectionCode: Insects; basisOfRecord: Pinned Specimen
- x. scientificName: *Hyphantrophaga ciriloumanai*; phylum: Arthropoda; class: Insecta; order: Diptera; family: Tachinidae; genus: *Hyphantrophaga*; specificEpithet: *ciriloumanai*; scientificNameAuthorship: Fleming & Wood, 2018; continent: Central America; country: Costa Rica; countryCode: CR; stateProvince: Alajuela; county: Sector San Cristobal; locality: Area de Conservacion Guanacaste; verbatimLocality: Finca San Gabriel; verbatimElevation: 645; verbatimLatitude: 10.8777; verbatimLongitude: -85.3934; verbatimCoordinateSystem: Decimal; decimalLatitude: 10.8777; decimalLongitude: -85.3934; samplingProtocol: Reared from the larva of the *Depressariidae*, Anadasmus Janzen25; verbatimEventDate: 27-Aug-2009; individualID: DHJPAR0036577; individualCount: 1; sex: female; lifeStage: adult; preparations: pinned; catalogNumber: DHJPAR0036577; occurrenceDetails: <http://janzen.sas.upenn.edu>; recordedBy: D.H. Janzen, W. Hallwachs & Osvaldo Espinoza; otherCatalogNumbers: ASHYE1488-09, 09-SRNP-3858, BOLD:AAA1908; identifiedBy: AJ Fleming; dateIdentified: 2017; language: en; institutionCode: CNC; collectionCode: Insects; basisOfRecord: Pinned Specimen
- y. scientificName: *Hyphantrophaga ciriloumanai*; phylum: Arthropoda; class: Insecta; order: Diptera; family: Tachinidae; genus: *Hyphantrophaga*; specificEpithet: *ciriloumanai*; scientificNameAuthorship: Fleming & Wood, 2018; continent: Central America; country: Costa Rica; countryCode: CR; stateProvince: Alajuela; county: Sector San Cristobal; locality: Area de Conservacion Guanacaste; verbatimLocality: Finca San Gabriel; verbatimElevation: 645; verbatimLatitude: 10.8777; verbatimLongitude: -85.3934; verbatimCoordinateSystem: Decimal; decimalLatitude: 10.8777; decimalLongitude: -85.3934; samplingProtocol: Reared from the larva of the *Depressariidae*, Anadasmus Janzen25; verbatimEventDate: 01-Dec-2009; individualID: DHJPAR0037338; individualCount: 1; sex: female; lifeStage: adult; preparations: pinned; catalogNumber: DHJPAR0037338; occurrenceDetails: <http://janzen.sas.upenn.edu>; recordedBy: D.H. Janzen, W. Hallwachs & Elda Araya; otherCatalogNumbers: ASHYC4083-10, 09-SRNP-5595, BOLD:AAA1908; identifiedBy: AJ Fleming; dateIdentified: 2017; language: en; institutionCode: CNC; collectionCode: Insects; basisOfRecord: Pinned Specimen
- z. scientificName: *Hyphantrophaga ciriloumanai*; phylum: Arthropoda; class: Insecta; order: Diptera; family: Tachinidae; genus: *Hyphantrophaga*; specificEpithet:

- ciriloumanai*; scientificNameAuthorship: Fleming & Wood, 2018; continent: Central America; country: Costa Rica; countryCode: CR; stateProvince: Alajuela; county: Sector San Cristobal; locality: Area de Conservacion Guanacaste; verbatimLocality: Puente Palma; verbatimElevation: 460; verbatimLatitude: 10.9163; verbatimLongitude: -85.3787; verbatimCoordinateSystem: Decimal; decimalLatitude: 10.9163; decimalLongitude: -85.3787; samplingProtocol: Reared from the larva of the Depressariidae, Anadasmus Janzen51; verbatimEventDate: 31-Jan-2010; individualID: DHJPAR0037481; individualCount: 1; sex: male; lifeStage: adult; preparations: pinned; catalogNumber: DHJPAR0037481; occurrenceDetails: <http://janzen.sas.upenn.edu>; recordedBy: D.H. Janzen, W. Hallwachs & Elda Araya; otherCatalogNumbers: ASHYC4226-10, 09-SRNP-7106, BOLD:AAA1908; identifiedBy: AJ Fleming; dateIdentified: 2017; language: en; institutionCode: CNC; collectionCode: Insects; basisOfRecord: Pinned Specimen
- aa. scientificName: *Hyphantrophaga ciriloumanai*; phylum: Arthropoda; class: Insecta; order: Diptera; family: Tachinidae; genus: *Hyphantrophaga*; specificEpithet: *ciriloumanai*; scientificNameAuthorship: Fleming & Wood, 2018; continent: Central America; country: Costa Rica; countryCode: CR; stateProvince: Alajuela; county: Sector Rincon Rain Forest; locality: Area de Conservacion Guanacaste; verbatimLocality: Jacobo; verbatimElevation: 461; verbatimLatitude: 10.9408; verbatimLongitude: -85.3177; verbatimCoordinateSystem: Decimal; decimalLatitude: 10.9408; decimalLongitude: -85.3177; samplingProtocol: Reared from the larva of the Depressariidae, Anadasmus Janzen16; verbatimEventDate: 31-Oct-2009; individualID: DHJPAR0037563; individualCount: 1; sex: female; lifeStage: adult; preparations: pinned; catalogNumber: DHJPAR0037563; occurrenceDetails: <http://janzen.sas.upenn.edu>; recordedBy: D.H. Janzen, W. Hallwachs & Maricruz Castillo; otherCatalogNumbers: ASHYC4308-10, 09-SRNP-80100, BOLD:AAA1908; identifiedBy: AJ Fleming; dateIdentified: 2017; language: en; institutionCode: CNC; collectionCode: Insects; basisOfRecord: Pinned Specimen
- ab. scientificName: *Hyphantrophaga ciriloumanai*; phylum: Arthropoda; class: Insecta; order: Diptera; family: Tachinidae; genus: *Hyphantrophaga*; specificEpithet: *ciriloumanai*; scientificNameAuthorship: Fleming & Wood, 2018; continent: Central America; country: Costa Rica; countryCode: CR; stateProvince: Guanacaste; county: Sector Pitilla; locality: Area de Conservacion Guanacaste; verbatimLocality: Sendero Laguna; verbatimElevation: 680; verbatimLatitude: 10.9888; verbatimLongitude: -85.4234; verbatimCoordinateSystem: Decimal; decimalLatitude: 10.9888; decimalLongitude: -85.4234; samplingProtocol: Reared from the larva of the Depressariidae, Anadasmus Janzen41; verbatimEventDate: 21-Aug-2009; individualID: DHJPAR0040175; individualCount: 1; sex: male; lifeStage: adult; preparations: pinned; catalogNumber: DHJPAR0040175; occurrenceDetails: <http://janzen.sas.upenn.edu>; recordedBy: D.H. Janzen, W. Hallwachs & Calixto Moraga; otherCatalogNumbers: ASHYE2342-11, 09-SRNP-32287, BOLD:AAA1908; identifiedBy: AJ Fleming; dateIdentified: 2017; language: en; institutionCode: CNC; collectionCode: Insects; basisOfRecord: Pinned Specimen

Other materials:

- a. scientificName: *Hyphantrophaga ciriloumanai*; phylum: Arthropoda; class: Insecta; order: Diptera; family: Tachinidae; genus: *Hyphantrophaga*; specificEpithet: *ciriloumanai*; scientificNameAuthorship: Fleming & Wood, 2018; continent: Central America; country: Costa Rica; countryCode: CR; stateProvince: Alajuela; county: Sector San Cristobal; locality: Area de Conservacion Guanacaste; verbatimLocality:

Tajo Angeles; verbatimElevation: 540; verbatimLatitude: 10.8647; verbatimLongitude: -85.4153; verbatimCoordinateSystem: Decimal; decimalLatitude: 10.8647; decimalLongitude: -85.4153; samplingProtocol: Reared from the larva of the *Depressariidae*, Anadasmus Janzen42; verbatimEventDate: 22-Nov-2010; individualID: DHJPAR0040927; individualCount: 1; lifeStage: adult; preparations: pinned; catalogNumber: DHJPAR0040927; occurrenceDetails: <http://janzen.sas.upenn.edu>; recordedBy: D.H. Janzen, W. Hallwachs & Gloria Sihezar; otherCatalogNumbers: ASHYF842-11, 10-SRNP-6211, BOLD:AAA1908; identifiedBy: AJ Fleming; dateIdentified: 2017; language: en; institutionCode: CNC; collectionCode: Insects; basisOfRecord: Pinned Specimen

- b. scientificName: *Hyphantrophaga ciriloumanai*; phylum: Arthropoda; class: Insecta; order: Diptera; family: Tachinidae; genus: *Hyphantrophaga*; specificEpithet: *ciriloumanai*; scientificNameAuthorship: Fleming & Wood, 2018; continent: Central America; country: Costa Rica; countryCode: CR; stateProvince: Alajuela; county: Sector San Cristobal; locality: Area de Conservacion Guanacaste; verbatimLocality: Tajo Angeles; verbatimElevation: 540; verbatimLatitude: 10.8647; verbatimLongitude: -85.4153; verbatimCoordinateSystem: Decimal; decimalLatitude: 10.8647; decimalLongitude: -85.4153; samplingProtocol: Reared from the larva of the *Depressariidae*, Anadasmus Janzen42; verbatimEventDate: 20-Nov-2010; individualID: DHJPAR0040928; individualCount: 1; lifeStage: adult; preparations: pinned; catalogNumber: DHJPAR0040928; occurrenceDetails: <http://janzen.sas.upenn.edu>; recordedBy: D.H. Janzen, W. Hallwachs & Gloria Sihezar; otherCatalogNumbers: ASHYF843-11, 10-SRNP-6212, BOLD:AAA1908; identifiedBy: AJ Fleming; dateIdentified: 2017; language: en; institutionCode: CNC; collectionCode: Insects; basisOfRecord: Pinned Specimen
- c. scientificName: *Hyphantrophaga ciriloumanai*; phylum: Arthropoda; class: Insecta; order: Diptera; family: Tachinidae; genus: *Hyphantrophaga*; specificEpithet: *ciriloumanai*; scientificNameAuthorship: Fleming & Wood, 2018; continent: Central America; country: Costa Rica; countryCode: CR; stateProvince: Alajuela; county: Sector San Cristobal; locality: Area de Conservacion Guanacaste; verbatimLocality: Tajo Angeles; verbatimElevation: 540; verbatimLatitude: 10.8647; verbatimLongitude: -85.4153; verbatimCoordinateSystem: Decimal; decimalLatitude: 10.8647; decimalLongitude: -85.4153; samplingProtocol: Reared from the larva of the *Depressariidae*, Anadasmus Janzen25; verbatimEventDate: 02-Dec-2010; individualID: DHJPAR0040935; individualCount: 1; lifeStage: adult; preparations: pinned; catalogNumber: DHJPAR0040935; occurrenceDetails: <http://janzen.sas.upenn.edu>; recordedBy: D.H. Janzen, W. Hallwachs & Gloria Sihezar; otherCatalogNumbers: ASHYF850-11, 10-SRNP-6221, BOLD:AAA1908; identifiedBy: AJ Fleming; dateIdentified: 2017; language: en; institutionCode: CNC; collectionCode: Insects; basisOfRecord: Pinned Specimen
- d. scientificName: *Hyphantrophaga ciriloumanai*; phylum: Arthropoda; class: Insecta; order: Diptera; family: Tachinidae; genus: *Hyphantrophaga*; specificEpithet: *ciriloumanai*; scientificNameAuthorship: Fleming & Wood, 2018; continent: Central America; country: Costa Rica; countryCode: CR; stateProvince: Alajuela; county: Sector San Cristobal; locality: Area de Conservacion Guanacaste; verbatimLocality: Tajo Angeles; verbatimElevation: 540; verbatimLatitude: 10.8647; verbatimLongitude: -85.4153; verbatimCoordinateSystem: Decimal; decimalLatitude: 10.8647; decimalLongitude: -85.4153; samplingProtocol: Reared from the larva of the *Depressariidae*, Anadasmus Janzen17; verbatimEventDate: 20-Feb-2011; individualID: DHJPAR0042651; individualCount: 1; lifeStage: adult; preparations: pinned;

- catalogNumber: DHJPAR0042651; occurrenceDetails: <http://janzen.sas.upenn.edu>;
 recordedBy: D.H. Janzen, W. Hallwachs & Osvaldo Espinoza; otherCatalogNumbers:
 ASHYH409-11, 11-SRNP-70, BOLD:AAA1908; identifiedBy: AJ Fleming;
 dateIdentified: 2017; language: en; institutionCode: CNC; collectionCode: Insects;
 basisOfRecord: Pinned Specimen
- e. scientificName: *Hyphantrophaga ciriloumanai*; phylum: Arthropoda; class: Insecta;
 order: Diptera; family: Tachinidae; genus: *Hyphantrophaga*; specificEpithet:
ciriloumanai; scientificNameAuthorship: Fleming & Wood, 2018; continent: Central
 America; country: Costa Rica; countryCode: CR; stateProvince: Guanacaste; county:
 Sector Mundo Nuevo; locality: Area de Conservacion Guanacaste; verbatimLocality:
 Cerro Gongora Pelado; verbatimElevation: 740; verbatimLatitude: 10.7631;
 verbatimLongitude: -85.4133; verbatimCoordinateSystem: Decimal; decimalLatitude:
 10.7631; decimalLongitude: -85.4133; samplingProtocol: Reared from the larva of the
 Depressariidae, Anadasmus Janzen26; verbatimEventDate: 28-Jan-2012; individualID:
 DHJPAR0046574; individualCount: 1; sex: female; lifeStage: adult; preparations:
 pinned; catalogNumber: DHJPAR0046574; occurrenceDetails: [http://
 janzen.sas.upenn.edu](http://janzen.sas.upenn.edu); recordedBy: D.H. Janzen, W. Hallwachs & Jose Cortez;
 otherCatalogNumbers: ACGBA747-12, 11-SRNP-57582, BOLD:AAA1908;
 identifiedBy: AJ Fleming; dateIdentified: 2017; language: en; institutionCode: CNC;
 collectionCode: Insects; basisOfRecord: Pinned Specimen
- f. scientificName: *Hyphantrophaga ciriloumanai*; phylum: Arthropoda; class: Insecta;
 order: Diptera; family: Tachinidae; genus: *Hyphantrophaga*; specificEpithet:
ciriloumanai; scientificNameAuthorship: Fleming & Wood, 2018; continent: Central
 America; country: Costa Rica; countryCode: CR; stateProvince: Alajuela; county:
 Sector San Cristobal; locality: Area de Conservacion Guanacaste; verbatimLocality:
 Sendero Vivero; verbatimElevation: 730; verbatimLatitude: 10.8674;
 verbatimLongitude: -85.3874; verbatimCoordinateSystem: Decimal; decimalLatitude:
 10.8674; decimalLongitude: -85.3874; samplingProtocol: Reared from the larva of the
 Depressariidae, Anadasmus Janzen28; verbatimEventDate: 17-Nov-2012; individualID:
 DHJPAR0050694; individualCount: 1; sex: female; lifeStage: adult; preparations:
 pinned; catalogNumber: DHJPAR0050694; occurrenceDetails: [http://
 janzen.sas.upenn.edu](http://janzen.sas.upenn.edu); recordedBy: D.H. Janzen, W. Hallwachs & Elda Araya;
 otherCatalogNumbers: ACGBA3286-13, 12-SRNP-4461, BOLD:AAA1908;
 identifiedBy: AJ Fleming; dateIdentified: 2017; language: en; institutionCode: CNC;
 collectionCode: Insects; basisOfRecord: Pinned Specimen
- g. scientificName: *Hyphantrophaga ciriloumanai*; phylum: Arthropoda; class: Insecta;
 order: Diptera; family: Tachinidae; genus: *Hyphantrophaga*; specificEpithet:
ciriloumanai; scientificNameAuthorship: Fleming & Wood, 2018; continent: Central
 America; country: Costa Rica; countryCode: CR; stateProvince: Alajuela; county:
 Sector San Cristobal; locality: Area de Conservacion Guanacaste; verbatimLocality:
 Sendero Vivero; verbatimElevation: 730; verbatimLatitude: 10.8674;
 verbatimLongitude: -85.3874; verbatimCoordinateSystem: Decimal; decimalLatitude:
 10.8674; decimalLongitude: -85.3874; samplingProtocol: Reared from the larva of the
 Depressariidae, Anadasmus Janzen28; verbatimEventDate: 21-Nov-2012; individualID:
 DHJPAR0050697; individualCount: 1; sex: female; lifeStage: adult; preparations:
 pinned; catalogNumber: DHJPAR0050697; occurrenceDetails: [http://
 janzen.sas.upenn.edu](http://janzen.sas.upenn.edu); recordedBy: D.H. Janzen, W. Hallwachs & Elda Araya;
 otherCatalogNumbers: ACGBA3289-13, 12-SRNP-4462, BOLD:AAA1908;
 identifiedBy: AJ Fleming; dateIdentified: 2017; language: en; institutionCode: CNC;
 collectionCode: Insects; basisOfRecord: Pinned Specimen

- h. scientificName: *Hyphantrophaga ciriloumanai*; phylum: Arthropoda; class: Insecta; order: Diptera; family: Tachinidae; genus: *Hyphantrophaga*; specificEpithet: *ciriloumanai*; scientificNameAuthorship: Fleming & Wood, 2018; continent: Central America; country: Costa Rica; countryCode: CR; stateProvince: Guanacaste; county: Sector Rincon Rain Forest; locality: Area de Conservacion Guanacaste; verbatimLocality: Camino Rio Nino; verbatimElevation: 326; verbatimLatitude: 10.9707; verbatimLongitude: -85.3143; verbatimCoordinateSystem: Decimal; decimalLatitude: 10.9707; decimalLongitude: -85.3143; samplingProtocol: Reared from the larva of the *Depressariidae*, Anadasmus Janzen17; verbatimEventDate: 25-Jul-2017; individualID: DHJPAR0061299; individualCount: 1; lifeStage: adult; preparations: pinned; catalogNumber: DHJPAR0061299; occurrenceDetails: <http://janzen.sas.upenn.edu>; recordedBy: D.H. Janzen, W. Hallwachs & Anabelle Cordoba; otherCatalogNumbers: ACGBA7682-17, 17-SRNP-27005, BOLD:AAA1908; identifiedBy: AJ Fleming; dateIdentified: 2017; language: en; institutionCode: CNC; collectionCode: Insects; basisOfRecord: Pinned Specimen
- i. scientificName: *Hyphantrophaga ciriloumanai*; phylum: Arthropoda; class: Insecta; order: Diptera; family: Tachinidae; genus: *Hyphantrophaga*; specificEpithet: *ciriloumanai*; scientificNameAuthorship: Fleming & Wood, 2018; continent: Central America; country: Costa Rica; countryCode: CR; stateProvince: Guanacaste; county: Sector Rincon Rain Forest; locality: Area de Conservacion Guanacaste; verbatimLocality: Camino Rio Nino; verbatimElevation: 326; verbatimLatitude: 10.9707; verbatimLongitude: -85.3143; verbatimCoordinateSystem: Decimal; decimalLatitude: 10.9707; decimalLongitude: -85.3143; samplingProtocol: Reared from the larva of the *Depressariidae*, Anadasmus Janzen17; verbatimEventDate: 30-Jul-2017; individualID: DHJPAR0061302; individualCount: 1; lifeStage: adult; preparations: pinned; catalogNumber: DHJPAR0061302; occurrenceDetails: <http://janzen.sas.upenn.edu>; recordedBy: D.H. Janzen, W. Hallwachs & Anabelle Cordoba; otherCatalogNumbers: ACGBA7685-17, 17-SRNP-27002, BOLD:AAA1908; identifiedBy: AJ Fleming; dateIdentified: 2017; language: en; institutionCode: CNC; collectionCode: Insects; basisOfRecord: Pinned Specimen
- j. scientificName: *Hyphantrophaga ciriloumanai*; phylum: Arthropoda; class: Insecta; order: Diptera; family: Tachinidae; genus: *Hyphantrophaga*; specificEpithet: *ciriloumanai*; scientificNameAuthorship: Fleming & Wood, 2018; continent: Central America; country: Costa Rica; countryCode: CR; stateProvince: Guanacaste; county: Sector Rincon Rain Forest; locality: Area de Conservacion Guanacaste; verbatimLocality: Quebrada Bambu; verbatimElevation: 109; verbatimLatitude: 10.9301; verbatimLongitude: -85.2521; verbatimCoordinateSystem: Decimal; decimalLatitude: 10.9301; decimalLongitude: -85.2521; samplingProtocol: Reared from the larva of the *Depressariidae*, Anadasmus Janzen25; verbatimEventDate: 22-Jun-2017; individualID: DHJPAR0061395; individualCount: 1; lifeStage: adult; preparations: pinned; catalogNumber: DHJPAR0061395; occurrenceDetails: <http://janzen.sas.upenn.edu>; recordedBy: D.H. Janzen, W. Hallwachs & Cirilo Umaña; otherCatalogNumbers: ACGBA7778-17, 17-SRNP-75609, BOLD:AAA1908; identifiedBy: AJ Fleming; dateIdentified: 2017; language: en; institutionCode: CNC; collectionCode: Insects; basisOfRecord: Pinned Specimen

Description

Male (Fig. 8). Length: 7–8 mm. **Head** (Fig. 8b): vertex 1/4 of head width; two pairs of reclinate upper orbital setae; ocellar setae arising behind anterior ocellus; ocellar

triangle gold; fronto-orbital plate shiny silver with brilliant gold at vertex and in a narrow strip along frontal setae, sparsely setulose, setulae not extending below lowest frontal seta; parafacial silver and bare; eye densely haired; facial ridge bare; pedicel black, concolorous with postpedicel; arista black, very minutely pubescent, distinctly thickened on basal 1/3–1/4; palpus yellow and haired apically, oar-shaped. **Thorax** (Fig. 8a, c): brilliant gold tomentose dorsally, contrasting with silver grey laterally; dorsally with dense dark setulae interspersed amongst setae; four thin dorsal vittae, outermost two broken across suture, innermost pair narrowly broken across suture, reaching 2nd postsutural dorsocentral seta; postpronotum with 3–5 setae arranged in a triangle; chaetotaxy: acrostichal setae 3:3; dorsocentral setae 3:4; intra-alar setae 2:3; supra-alar setae 2:3; two katapisternal setae; basal scutellar setae subequal to subapical setae with a strong inward curve; lateral scutellar setae 2/3 as long as subapical setae, slightly curving inwards medially; apical scutellar setae 1/3 as long as subapical setae, crossed apically; one pair of discal scutellar setae set as widely apart as subapical setae; scutellum concolorous with scutum. **Legs** (Fig. 8c): black ground colour; fore femur with dense silver tomentum on posterodorsal surface; hind coxa setose. **Wing** (Fig. 8a): pale translucent, hyaline, only slightly infusate near base; vein R_{4+5} with 2–3 setulae at base. **Abdomen** (Fig. 8a, c): ground colour black; middorsal depression on ST1+2 reaching hind margin; median marginal setae present on ST1+2–T3; a complete row of marginal setae present on T4; discal setae present on T3–T5; sex patch absent; distinct gold tomentose bands along anterior edge of T3 and T4, unbroken medially and covering almost 80% of tergites; T5 with gold tomentum throughout. **Terminalia** (Fig. 8d, e, f): sternite 5 (Fig. 8f) with a deeply excavated median cleft, narrow U-shaped, margins covered in dense tomentum. Lateral lobes of sternite rounded apically, 3–5 strong setae surrounded by many shorter, weaker setulae. Anterior plate of sternite 5 ranging from subequal to 1/2 as long as apical lobes; unsclerotised "window" anterior to median cleft absent. Cerci in posterior view (Fig. 8d) rectangular and slightly shorter than surstyli, very slightly clubbed and rounded at apex, completely separate medially but not divergent; in lateral view with a strong downward curve in apical 1/3; densely setulose along basal 2/3 dorsally, setulose ventrally along entire length (visible in lateral view). Surstylus in lateral view (Fig. 8e) slender, almost evenly parallel sided, ending in a slightly downcurved apex, making the structure appear blade-like; when viewed dorsally, surstyli appearing to point outward, not strongly convergent. Pregonite short, not well-developed, 1/3 as long as distiphallus, trumpet-like, at apex. Postgonite slightly narrow, 1/3 as wide as pregonite, sharply pointed and curved at apex. Distiphallus sail-shaped, with a slender median longitudinal sclerotised reinforcement on its posterior surface and a broad, anterolateral, sclerotised acrophallus on each side, joining the plate of opposite side on anterior surface near apex.

Female. Length: 7 mm. As male, differing only by the presence of two pairs of proclinate orbital setae.




Figure 8.

Hyphantrophaga ciriloumanai sp. n.; a–c: habitus; holotype male, voucher n. DHJPAR0021010; d–f: terminalia; male paratype, voucher n. DHJPAR0035721.

a: dorsal view [doi](#)

b: frontal view [doi](#)

c: lateral view [doi](#)

d: dorsal view [doi](#)

e: lateral view [doi](#)

f: sternite 5, ventral view [doi](#)

Diagnosis

Hyphantrophaga ciriloumanai sp. n. can be distinguished from all other *Hyphantrophaga* species by the following combination of traits: fronto-orbital plate gold tomentose, pedicel and arista black, thorax gold dorsally, silver/grey tomentose laterally, four thoracic vittae, inner pair broken at suture, four postsutural dorsocentral

setae, legs black, hind coxa setose, abdominal tomentum gold, covering more than 50% of tergal surface, median marginal setae present on ST1+2, discal setae present T3–T5.

Etymology

Hyphantrophaga ciriloumanai **sp. n.** is named in recognition of Cirilo Umaña Dominguez's dedication and work in finding and rearing the ACG caterpillars that contained tachinid larvae.

Distribution

Costa Rica, ACG, Alajuela and Guanacaste Provinces, 320–740 m elevation.

Ecology

Hyphantrophaga ciriloumanai **sp. n.** has been reared 37 times from 12 species of Lepidoptera in the following families: Depressariidae, (*Andasmus* Janzen11, *Andasmus* Janzen16, *Andasmus* Janzen17, *Andasmus* Janzen25, *Andasmus* Janzen26, *Andasmus* Janzen28, *Andasmus* Janzen41, *Andasmus* Janzen42, *Andasmus* Janzen51, *Stenoma convexicosta*, *Stenoma* Janzen06) and Pyralidae, (*Accinctapubes albifasciata*DHJ01, *Deuterollyta oediperalis*DHJ02); in rain forest, dry forest and dry-rain lowland intergrade.

Hyphantrophaga danausophaga Fleming & Wood, sp. n.

- ZooBank urn:lsid:zoobank.org:act:0E6B3A67-A03B-4113-9031-78E40CF00FC3

Materials

Holotype:

- scientificName: *Hyphantrophaga danausophaga*; phylum: Arthropoda; class: Insecta; order: Diptera; family: Tachinidae; genus: *Hyphantrophaga*; specificEpithet: *danausophaga*; scientificNameAuthorship: Fleming & Wood, 2018; continent: Central America; country: Costa Rica; countryCode: CR; stateProvince: Alajuela; county: Sector San Cristobal; locality: Area de Conservacion Guanacaste; verbatimLocality: Sendero Pinyal; verbatimElevation: 630; verbatimLatitude: 10.8716; verbatimLongitude: -85.3933; verbatimCoordinateSystem: Decimal; decimalLatitude: 10.8716; decimalLongitude: -85.3933; samplingProtocol: Reared from the larva of the Nymphalidae, *Danaus plexippus*; verbatimEventDate: 04-May-2006; individualID: DHJPAR0010000; individualCount: 1; sex: male; lifeStage: adult; preparations: pinned; catalogNumber: DHJPAR0010000; occurrenceDetails: <http://janzen.sas.upenn.edu>; recordedBy: D.H. Janzen, W. Hallwachs & Anabelle Cordoba; otherCatalogNumbers: ASTAV601-06, 06-SRNP-2806, BOLD:AAA5134; identifiedBy: AJ Fleming; dateIdentified: 2017; language: en; institutionCode: CNC; collectionCode: Insects; basisOfRecord: Pinned Specimen

Paratypes:

- a. scientificName: *Hyphantrophaga danausophaga*; phylum: Arthropoda; class: Insecta; order: Diptera; family: Tachinidae; genus: *Hyphantrophaga*; specificEpithet: *danausophaga*; scientificNameAuthorship: Fleming & Wood, 2018; continent: Central America; country: Costa Rica; countryCode: CR; stateProvince: Alajuela; county: Sector San Cristobal; locality: Area de Conservacion Guanacaste; verbatimLocality: Sendero Vivero; verbatimElevation: 730; verbatimLatitude: 10.8674; verbatimLongitude: -85.3874; verbatimCoordinateSystem: Decimal; decimalLatitude: 10.8674; decimalLongitude: -85.3874; samplingProtocol: Reared from the larva of the Nymphalidae, *Danaus plexippus*; verbatimEventDate: 30-Nov-2005; individualID: DHJPAR0005447; individualCount: 1; sex: male; lifeStage: adult; preparations: pinned; catalogNumber: DHJPAR0005447; occurrenceDetails: <http://janzen.sas.upenn.edu>; recordedBy: D.H. Janzen, W. Hallwachs & Gloria Sihezar; otherCatalogNumbers: ASTA567-06, 05-SRNP-6883, BOLD:AAA5134; identifiedBy: AJ Fleming; dateIdentified: 2017; language: en; institutionCode: USNM; collectionCode: Insects; basisOfRecord: Pinned Specimen
- b. scientificName: *Hyphantrophaga danausophaga*; phylum: Arthropoda; class: Insecta; order: Diptera; family: Tachinidae; genus: *Hyphantrophaga*; specificEpithet: *danausophaga*; scientificNameAuthorship: Fleming & Wood, 2018; continent: Central America; country: Costa Rica; countryCode: CR; stateProvince: Guanacaste; county: Sector Mundo Nuevo; locality: Area de Conservacion Guanacaste; verbatimLocality: Porton Rivas; verbatimElevation: 570; verbatimLatitude: 10.7586; verbatimLongitude: -85.3727; verbatimCoordinateSystem: Decimal; decimalLatitude: 10.7586; decimalLongitude: -85.3727; samplingProtocol: Reared from the larva of the Nymphalidae, *Lycorea atergatis*; verbatimEventDate: 06-Jan-2006; individualID: DHJPAR0005539; individualCount: 1; sex: male; lifeStage: adult; preparations: pinned; catalogNumber: DHJPAR0005539; occurrenceDetails: <http://janzen.sas.upenn.edu>; recordedBy: D.H. Janzen, W. Hallwachs & Jose Alberto Sanchez; otherCatalogNumbers: ASTA658-06, 05-SRNP-66253, BOLD:AAA5134; identifiedBy: AJ Fleming; dateIdentified: 2017; language: en; institutionCode: BMNH; collectionCode: Insects; basisOfRecord: Pinned Specimen
- c. scientificName: *Hyphantrophaga danausophaga*; phylum: Arthropoda; class: Insecta; order: Diptera; family: Tachinidae; genus: *Hyphantrophaga*; specificEpithet: *danausophaga*; scientificNameAuthorship: Fleming & Wood, 2018; continent: Central America; country: Costa Rica; countryCode: CR; stateProvince: Guanacaste; county: Sector Mundo Nuevo; locality: Area de Conservacion Guanacaste; verbatimLocality: Porton Rivas; verbatimElevation: 570; verbatimLatitude: 10.7586; verbatimLongitude: -85.3727; verbatimCoordinateSystem: Decimal; decimalLatitude: 10.7586; decimalLongitude: -85.3727; samplingProtocol: Reared from the larva of the Nymphalidae, *Lycorea atergatis*; verbatimEventDate: 31-Dec-2005; individualID: DHJPAR0006686; individualCount: 1; sex: male; lifeStage: adult; preparations: pinned; catalogNumber: DHJPAR0006686; occurrenceDetails: <http://janzen.sas.upenn.edu>; recordedBy: D.H. Janzen, W. Hallwachs & Jose Alberto Sanchez; otherCatalogNumbers: ASTA864-06, 05-SRNP-66243; identifiedBy: AJ Fleming; dateIdentified: 2017; language: en; institutionCode: CNC; collectionCode: Insects; basisOfRecord: Pinned Specimen
- d. scientificName: *Hyphantrophaga danausophaga*; phylum: Arthropoda; class: Insecta; order: Diptera; family: Tachinidae; genus: *Hyphantrophaga*; specificEpithet: *danausophaga*; scientificNameAuthorship: Fleming & Wood, 2018; continent: Central America; country: Costa Rica; countryCode: CR; stateProvince: Alajuela; county:

- Sector San Cristobal; locality: Area de Conservacion Guanacaste; verbatimLocality: Puente Palma; verbatimElevation: 460; verbatimLatitude: 10.9163; verbatimLongitude: -85.3787; verbatimCoordinateSystem: Decimal; decimalLatitude: 10.9163; decimalLongitude: -85.3787; samplingProtocol: Reared from the larva of the Nymphalidae, *Danaus plexippus*; verbatimEventDate: 11-Aug-2004; individualID: DHJPAR0007382; individualCount: 1; sex: female; lifeStage: adult; preparations: pinned; catalogNumber: DHJPAR0007382; occurrenceDetails: <http://janzen.sas.upenn.edu>; recordedBy: D.H. Janzen, W. Hallwachs & Osvaldo Espinoza; otherCatalogNumbers: ASTAT154-06, 04-SRNP-3571, BOLD:AAA5134; identifiedBy: AJ Fleming; dateIdentified: 2017; language: en; institutionCode: CNC; collectionCode: Insects; basisOfRecord: Pinned Specimen
- e. scientificName: *Hyphantrophaga danausophaga*; phylum: Arthropoda; class: Insecta; order: Diptera; family: Tachinidae; genus: *Hyphantrophaga*; specificEpithet: *danausophaga*; scientificNameAuthorship: Fleming & Wood, 2018; continent: Central America; country: Costa Rica; countryCode: CR; stateProvince: Alajuela; county: Sector San Cristobal; locality: Area de Conservacion Guanacaste; verbatimLocality: Vado Rio Cucaracho; verbatimElevation: 640; verbatimLatitude: 10.8702; verbatimLongitude: -85.3915; verbatimCoordinateSystem: Decimal; decimalLatitude: 10.8702; decimalLongitude: -85.3915; samplingProtocol: Reared from the larva of the Nymphalidae, *Danaus plexippus*; verbatimEventDate: 16-Mar-2000; individualID: DHJPAR0007412; individualCount: 1; sex: male; lifeStage: adult; preparations: pinned; catalogNumber: DHJPAR0007412; occurrenceDetails: <http://janzen.sas.upenn.edu>; recordedBy: D.H. Janzen, W. Hallwachs & Gloria Sihezar; otherCatalogNumbers: ASTAT184-06, 00-SRNP-474, BOLD:AAA5134; identifiedBy: AJ Fleming; dateIdentified: 2017; language: en; institutionCode: CNC; collectionCode: Insects; basisOfRecord: Pinned Specimen
- f. scientificName: *Hyphantrophaga danausophaga*; phylum: Arthropoda; class: Insecta; order: Diptera; family: Tachinidae; genus: *Hyphantrophaga*; specificEpithet: *danausophaga*; scientificNameAuthorship: Fleming & Wood, 2018; continent: Central America; country: Costa Rica; countryCode: CR; stateProvince: Alajuela; county: Sector San Cristobal; locality: Area de Conservacion Guanacaste; verbatimLocality: Vado Rio Cucaracho; verbatimElevation: 640; verbatimLatitude: 10.8702; verbatimLongitude: -85.3915; verbatimCoordinateSystem: Decimal; decimalLatitude: 10.8702; decimalLongitude: -85.3915; samplingProtocol: Reared from the larva of the Nymphalidae, *Danaus plexippus*; verbatimEventDate: 14-Mar-2000; individualID: DHJPAR0007413; individualCount: 1; sex: female; lifeStage: adult; preparations: pinned; catalogNumber: DHJPAR0007413; occurrenceDetails: <http://janzen.sas.upenn.edu>; recordedBy: D.H. Janzen, W. Hallwachs & Osvaldo Espinoza; otherCatalogNumbers: ASTAT185-06, 00-SRNP-449, BOLD:AAA5134; identifiedBy: AJ Fleming; dateIdentified: 2017; language: en; institutionCode: CNC; collectionCode: Insects; basisOfRecord: Pinned Specimen
- g. scientificName: *Hyphantrophaga danausophaga*; phylum: Arthropoda; class: Insecta; order: Diptera; family: Tachinidae; genus: *Hyphantrophaga*; specificEpithet: *danausophaga*; scientificNameAuthorship: Fleming & Wood, 2018; continent: Central America; country: Costa Rica; countryCode: CR; stateProvince: Alajuela; county: Sector San Cristobal; locality: Area de Conservacion Guanacaste; verbatimLocality: Puente Palma; verbatimElevation: 460; verbatimLatitude: 10.9163; verbatimLongitude: -85.3787; verbatimCoordinateSystem: Decimal; decimalLatitude: 10.9163; decimalLongitude: -85.3787; samplingProtocol: Reared from the larva of the Nymphalidae, *Danaus plexippus*; verbatimEventDate: 12-Aug-2005; individualID:

- DHJPAR0007414; individualCount: 1; sex: male; lifeStage: adult; preparations: pinned; catalogNumber: DHJPAR0007414; occurrenceDetails: <http://janzen.sas.upenn.edu>; recordedBy: D.H. Janzen, W. Hallwachs & Anabelle Cordoba; otherCatalogNumbers: ASTAT186-06, 05-SRNP-4056, BOLD:AAA5134; identifiedBy: AJ Fleming; dateIdentified: 2017; language: en; institutionCode: CNC; collectionCode: Insects; basisOfRecord: Pinned Specimen
- h. scientificName: *Hyphantrophaga danausophaga*; phylum: Arthropoda; class: Insecta; order: Diptera; family: Tachinidae; genus: *Hyphantrophaga*; specificEpithet: *danausophaga*; scientificNameAuthorship: Fleming & Wood, 2018; continent: Central America; country: Costa Rica; countryCode: CR; stateProvince: Alajuela; county: Sector San Cristobal; locality: Area de Conservacion Guanacaste; verbatimLocality: Vado Rio Cucaracho; verbatimElevation: 640; verbatimLatitude: 10.8702; verbatimLongitude: -85.3915; verbatimCoordinateSystem: Decimal; decimalLatitude: 10.8702; decimalLongitude: -85.3915; samplingProtocol: Reared from the larva of the Nymphalidae, *Danaus plexippus*; verbatimEventDate: 24-Mar-2000; individualID: DHJPAR0007415; individualCount: 1; sex: female; lifeStage: adult; preparations: pinned; catalogNumber: DHJPAR0007415; occurrenceDetails: <http://janzen.sas.upenn.edu>; recordedBy: D.H. Janzen, W. Hallwachs & Osvaldo Espinoza; otherCatalogNumbers: ASTAT187-06, 00-SRNP-618, BOLD:AAA5134; identifiedBy: AJ Fleming; dateIdentified: 2017; language: en; institutionCode: CNC; collectionCode: Insects; basisOfRecord: Pinned Specimen
- i. scientificName: *Hyphantrophaga danausophaga*; phylum: Arthropoda; class: Insecta; order: Diptera; family: Tachinidae; genus: *Hyphantrophaga*; specificEpithet: *danausophaga*; scientificNameAuthorship: Fleming & Wood, 2018; continent: Central America; country: Costa Rica; countryCode: CR; stateProvince: Alajuela; county: Sector San Cristobal; locality: Area de Conservacion Guanacaste; verbatimLocality: Vado Rio Cucaracho; verbatimElevation: 640; verbatimLatitude: 10.8702; verbatimLongitude: -85.3915; verbatimCoordinateSystem: Decimal; decimalLatitude: 10.8702; decimalLongitude: -85.3915; samplingProtocol: Reared from the larva of the Nymphalidae, *Danaus plexippus*; verbatimEventDate: 21-Mar-2000; individualID: DHJPAR0007416; individualCount: 1; sex: female; lifeStage: adult; preparations: pinned; catalogNumber: DHJPAR0007416; occurrenceDetails: <http://janzen.sas.upenn.edu>; recordedBy: D.H. Janzen, W. Hallwachs & Osvaldo Espinoza; otherCatalogNumbers: ASTAT188-06, 00-SRNP-614, BOLD:AAA5134; identifiedBy: AJ Fleming; dateIdentified: 2017; language: en; institutionCode: CNC; collectionCode: Insects; basisOfRecord: Pinned Specimen
- j. scientificName: *Hyphantrophaga danausophaga*; phylum: Arthropoda; class: Insecta; order: Diptera; family: Tachinidae; genus: *Hyphantrophaga*; specificEpithet: *danausophaga*; scientificNameAuthorship: Fleming & Wood, 2018; continent: Central America; country: Costa Rica; countryCode: CR; stateProvince: Alajuela; county: Sector San Cristobal; locality: Area de Conservacion Guanacaste; verbatimLocality: Sendero Pinyal; verbatimElevation: 630; verbatimLatitude: 10.8716; verbatimLongitude: -85.3933; verbatimCoordinateSystem: Decimal; decimalLatitude: 10.8716; decimalLongitude: -85.3933; samplingProtocol: Reared from the larva of the Nymphalidae, *Danaus plexippus*; verbatimEventDate: 09-Jul-1998; individualID: DHJPAR0007417; individualCount: 1; sex: male; lifeStage: adult; preparations: pinned; catalogNumber: DHJPAR0007417; occurrenceDetails: <http://janzen.sas.upenn.edu>; recordedBy: D.H. Janzen, W. Hallwachs & Gloria Sihezar; otherCatalogNumbers: ASTAT189-06, 98-SRNP-7256, BOLD:AAA5134; identifiedBy: AJ Fleming;

- dateIdentified: 2017; language: en; institutionCode: CNC; collectionCode: Insects; basisOfRecord: Pinned Specimen
- k. scientificName: *Hyphantrophaga danausophaga*; phylum: Arthropoda; class: Insecta; order: Diptera; family: Tachinidae; genus: *Hyphantrophaga*; specificEpithet: *danausophaga*; scientificNameAuthorship: Fleming & Wood, 2018; continent: Central America; country: Costa Rica; countryCode: CR; stateProvince: Alajuela; county: Sector San Cristobal; locality: Area de Conservacion Guanacaste; verbatimLocality: Sendero Pinyal; verbatimElevation: 630; verbatimLatitude: 10.8716; verbatimLongitude: -85.3933; verbatimCoordinateSystem: Decimal; decimalLatitude: 10.8716; decimalLongitude: -85.3933; samplingProtocol: Reared from the larva of the Nymphalidae, *Danaus plexippus*; verbatimEventDate: 09-Aug-1998; individualID: DHJPAR0007418; individualCount: 1; sex: female; lifeStage: adult; preparations: pinned; catalogNumber: DHJPAR0007418; occurrenceDetails: <http://janzen.sas.upenn.edu>; recordedBy: D.H. Janzen, W. Hallwachs & Gloria Sihezar; otherCatalogNumbers: ASTAT190-06, 98-SRNP-7255.; identifiedBy: AJ Fleming; dateIdentified: 2017; language: en; institutionCode: CNC; collectionCode: Insects; basisOfRecord: Pinned Specimen
- l. scientificName: *Hyphantrophaga danausophaga*; phylum: Arthropoda; class: Insecta; order: Diptera; family: Tachinidae; genus: *Hyphantrophaga*; specificEpithet: *danausophaga*; scientificNameAuthorship: Fleming & Wood, 2018; continent: Central America; country: Costa Rica; countryCode: CR; stateProvince: Alajuela; county: Sector San Cristobal; locality: Area de Conservacion Guanacaste; verbatimLocality: Melina Bufalo; verbatimElevation: 560; verbatimLatitude: 10.884; verbatimLongitude: -85.386; verbatimCoordinateSystem: Decimal; decimalLatitude: 10.884; decimalLongitude: -85.386; samplingProtocol: Reared from the larva of the Nymphalidae, *Danaus plexippus*; verbatimEventDate: 16-Mar-2000; individualID: DHJPAR0007419; individualCount: 1; sex: male; lifeStage: adult; preparations: pinned; catalogNumber: DHJPAR0007419; occurrenceDetails: <http://janzen.sas.upenn.edu>; recordedBy: D.H. Janzen, W. Hallwachs & Carolina Cano; otherCatalogNumbers: ASTAT191-06, 00-SRNP-412, BOLD:AAA5134; identifiedBy: AJ Fleming; dateIdentified: 2017; language: en; institutionCode: CNC; collectionCode: Insects; basisOfRecord: Pinned Specimen
- m. scientificName: *Hyphantrophaga danausophaga*; phylum: Arthropoda; class: Insecta; order: Diptera; family: Tachinidae; genus: *Hyphantrophaga*; specificEpithet: *danausophaga*; scientificNameAuthorship: Fleming & Wood, 2018; continent: Central America; country: Costa Rica; countryCode: CR; stateProvince: Alajuela; county: Sector San Cristobal; locality: Area de Conservacion Guanacaste; verbatimLocality: Quebrada Cementerio; verbatimElevation: 700; verbatimLatitude: 10.8712; verbatimLongitude: -85.3875; verbatimCoordinateSystem: Decimal; decimalLatitude: 10.8712; decimalLongitude: -85.3875; samplingProtocol: Reared from the larva of the Nymphalidae, *Danaus plexippus*; verbatimEventDate: 05-Apr-2000; individualID: DHJPAR0007420; individualCount: 1; sex: female; lifeStage: adult; preparations: pinned; catalogNumber: DHJPAR0007420; occurrenceDetails: <http://janzen.sas.upenn.edu>; recordedBy: D.H. Janzen, W. Hallwachs & Freddy Quesada; otherCatalogNumbers: ASTAT192-06, 00-SRNP-774, BOLD:AAA5134; identifiedBy: AJ Fleming; dateIdentified: 2017; language: en; institutionCode: CNC; collectionCode: Insects; basisOfRecord: Pinned Specimen
- n. scientificName: *Hyphantrophaga danausophaga*; phylum: Arthropoda; class: Insecta; order: Diptera; family: Tachinidae; genus: *Hyphantrophaga*; specificEpithet: *danausophaga*; scientificNameAuthorship: Fleming & Wood, 2018; continent: Central

- America; country: Costa Rica; countryCode: CR; stateProvince: Alajuela; county: Sector San Cristobal; locality: Area de Conservacion Guanacaste; verbatimLocality: Vado Rio Cucaracho; verbatimElevation: 640; verbatimLatitude: 10.8702; verbatimLongitude: -85.3915; verbatimCoordinateSystem: Decimal; decimalLatitude: 10.8702; decimalLongitude: -85.3915; samplingProtocol: Reared from the larva of the Nymphalidae, *Danaus plexippus*; verbatimEventDate: 14-Mar-2000; individualID: DHJPAR0007421; individualCount: 1; sex: male; lifeStage: adult; preparations: pinned; catalogNumber: DHJPAR0007421; occurrenceDetails: <http://janzen.sas.upenn.edu>; recordedBy: D.H. Janzen, W. Hallwachs & Gloria Sihezar; otherCatalogNumbers: ASTAT193-06, 00-SRNP-473, BOLD:AAA5134; identifiedBy: AJ Fleming; dateIdentified: 2017; language: en; institutionCode: CNC; collectionCode: Insects; basisOfRecord: Pinned Specimen
- o. scientificName: *Hyphantrophaga danausophaga*; phylum: Arthropoda; class: Insecta; order: Diptera; family: Tachinidae; genus: *Hyphantrophaga*; specificEpithet: *danausophaga*; scientificNameAuthorship: Fleming & Wood, 2018; continent: Central America; country: Costa Rica; countryCode: CR; stateProvince: Alajuela; county: Sector San Cristobal; locality: Area de Conservacion Guanacaste; verbatimLocality: Vado Rio Cucaracho; verbatimElevation: 640; verbatimLatitude: 10.8702; verbatimLongitude: -85.3915; verbatimCoordinateSystem: Decimal; decimalLatitude: 10.8702; decimalLongitude: -85.3915; samplingProtocol: Reared from the larva of the Nymphalidae, *Danaus plexippus*; verbatimEventDate: 19-Mar-2000; individualID: DHJPAR0007422; individualCount: 1; sex: female; lifeStage: adult; preparations: pinned; catalogNumber: DHJPAR0007422; occurrenceDetails: <http://janzen.sas.upenn.edu>; recordedBy: D.H. Janzen, W. Hallwachs & Carolina Cano; otherCatalogNumbers: ASTAT194-06, 00-SRNP-551, BOLD:AAA5134; identifiedBy: AJ Fleming; dateIdentified: 2017; language: en; institutionCode: CNC; collectionCode: Insects; basisOfRecord: Pinned Specimen
- p. scientificName: *Hyphantrophaga danausophaga*; phylum: Arthropoda; class: Insecta; order: Diptera; family: Tachinidae; genus: *Hyphantrophaga*; specificEpithet: *danausophaga*; scientificNameAuthorship: Fleming & Wood, 2018; continent: Central America; country: Costa Rica; countryCode: CR; stateProvince: Alajuela; county: Sector San Cristobal; locality: Area de Conservacion Guanacaste; verbatimLocality: Melina Bufalo; verbatimElevation: 560; verbatimLatitude: 10.884; verbatimLongitude: -85.386; verbatimCoordinateSystem: Decimal; decimalLatitude: 10.884; decimalLongitude: -85.386; samplingProtocol: Reared from the larva of the Nymphalidae, *Danaus plexippus*; verbatimEventDate: 19-Mar-2000; individualID: DHJPAR0007423; individualCount: 1; sex: male; lifeStage: adult; preparations: pinned; catalogNumber: DHJPAR0007423; occurrenceDetails: <http://janzen.sas.upenn.edu>; recordedBy: D.H. Janzen, W. Hallwachs & Carolina Cano; otherCatalogNumbers: ASTAT195-06, 00-SRNP-413; identifiedBy: AJ Fleming; dateIdentified: 2017; language: en; institutionCode: CNC; collectionCode: Insects; basisOfRecord: Pinned Specimen
- q. scientificName: *Hyphantrophaga danausophaga*; phylum: Arthropoda; class: Insecta; order: Diptera; family: Tachinidae; genus: *Hyphantrophaga*; specificEpithet: *danausophaga*; scientificNameAuthorship: Fleming & Wood, 2018; continent: Central America; country: Costa Rica; countryCode: CR; stateProvince: Alajuela; county: Sector San Cristobal; locality: Area de Conservacion Guanacaste; verbatimLocality: Vado Rio Cucaracho; verbatimElevation: 640; verbatimLatitude: 10.8702; verbatimLongitude: -85.3915; verbatimCoordinateSystem: Decimal; decimalLatitude: 10.8702; decimalLongitude: -85.3915; samplingProtocol: Reared from the larva of the

- Nymphalidae, *Danaus plexippus*; verbatimEventDate: 05-Mar-2000; individualID: DHJPAR0007424; individualCount: 1; sex: male; lifeStage: adult; preparations: pinned; catalogNumber: DHJPAR0007424; occurrenceDetails: <http://janzen.sas.upenn.edu>; recordedBy: D.H. Janzen, W. Hallwachs & Osvaldo Espinoza; otherCatalogNumbers: ASTAT196-06, 00-SRNP-446, BOLD:AAA5134; identifiedBy: AJ Fleming; dateIdentified: 2017; language: en; institutionCode: CNC; collectionCode: Insects; basisOfRecord: Pinned Specimen
- r. scientificName: *Hyphantrophaga danausophaga*; phylum: Arthropoda; class: Insecta; order: Diptera; family: Tachinidae; genus: *Hyphantrophaga*; specificEpithet: *danausophaga*; scientificNameAuthorship: Fleming & Wood, 2018; continent: Central America; country: Costa Rica; countryCode: CR; stateProvince: Guanacaste; county: Sector Cacao; locality: Area de Conservacion Guanacaste; verbatimLocality: Quebrada Otilio; verbatimElevation: 550; verbatimLatitude: 10.89; verbatimLongitude: -85.4797; verbatimCoordinateSystem: Decimal; decimalLatitude: 10.89; decimalLongitude: -85.4797; samplingProtocol: Reared from the larva of the Nymphalidae, *Lycorea atergatis*; verbatimEventDate: 18-Aug-2004; individualID: DHJPAR0007425; individualCount: 1; sex: female; lifeStage: adult; preparations: pinned; catalogNumber: DHJPAR0007425; occurrenceDetails: <http://janzen.sas.upenn.edu>; recordedBy: D.H. Janzen, W. Hallwachs & Harry Ramirez; otherCatalogNumbers: ASTAT197-06, 04-SRNP-47445; identifiedBy: AJ Fleming; dateIdentified: 2017; language: en; institutionCode: CNC; collectionCode: Insects; basisOfRecord: Pinned Specimen
- s. scientificName: *Hyphantrophaga danausophaga*; phylum: Arthropoda; class: Insecta; order: Diptera; family: Tachinidae; genus: *Hyphantrophaga*; specificEpithet: *danausophaga*; scientificNameAuthorship: Fleming & Wood, 2018; continent: Central America; country: Costa Rica; countryCode: CR; stateProvince: Alajuela; county: Sector San Cristobal; locality: Area de Conservacion Guanacaste; verbatimLocality: Melina Bufalo; verbatimElevation: 560; verbatimLatitude: 10.884; verbatimLongitude: -85.386; verbatimCoordinateSystem: Decimal; decimalLatitude: 10.884; decimalLongitude: -85.386; samplingProtocol: Reared from the larva of the Nymphalidae, *Danaus plexippus*; verbatimEventDate: 17-Mar-2000; individualID: DHJPAR0007426; individualCount: 1; sex: male; lifeStage: adult; preparations: pinned; catalogNumber: DHJPAR0007426; occurrenceDetails: <http://janzen.sas.upenn.edu>; recordedBy: D.H. Janzen, W. Hallwachs & Carolina Cano; otherCatalogNumbers: ASTAT198-06, 00-SRNP-410; identifiedBy: AJ Fleming; dateIdentified: 2017; language: en; institutionCode: CNC; collectionCode: Insects; basisOfRecord: Pinned Specimen
- t. scientificName: *Hyphantrophaga danausophaga*; phylum: Arthropoda; class: Insecta; order: Diptera; family: Tachinidae; genus: *Hyphantrophaga*; specificEpithet: *danausophaga*; scientificNameAuthorship: Fleming & Wood, 2018; continent: Central America; country: Costa Rica; countryCode: CR; stateProvince: Alajuela; county: Sector San Cristobal; locality: Area de Conservacion Guanacaste; verbatimLocality: Quebrada Cementerio; verbatimElevation: 700; verbatimLatitude: 10.8712; verbatimLongitude: -85.3875; verbatimCoordinateSystem: Decimal; decimalLatitude: 10.8712; decimalLongitude: -85.3875; samplingProtocol: Reared from the larva of the Nymphalidae, *Danaus plexippus*; verbatimEventDate: 05-Apr-2000; individualID: DHJPAR0007427; individualCount: 1; sex: male; lifeStage: adult; preparations: pinned; catalogNumber: DHJPAR0007427; occurrenceDetails: <http://janzen.sas.upenn.edu>; recordedBy: D.H. Janzen, W. Hallwachs & Osvaldo Espinoza; otherCatalogNumbers: ASTAT199-06, 00-SRNP-780, BOLD:AAA5134; identifiedBy: AJ Fleming;

- dateIdentified: 2017; language: en; institutionCode: CNC; collectionCode: Insects; basisOfRecord: Pinned Specimen
- u. scientificName: *Hyphantrophaga danausophaga*; phylum: Arthropoda; class: Insecta; order: Diptera; family: Tachinidae; genus: *Hyphantrophaga*; specificEpithet: *danausophaga*; scientificNameAuthorship: Fleming & Wood, 2018; continent: Central America; country: Costa Rica; countryCode: CR; stateProvince: Alajuela; county: Sector San Cristobal; locality: Area de Conservacion Guanacaste; verbatimLocality: Sendero Vivero; verbatimElevation: 730; verbatimLatitude: 10.8674; verbatimLongitude: -85.3874; verbatimCoordinateSystem: Decimal; decimalLatitude: 10.8674; decimalLongitude: -85.3874; samplingProtocol: Reared from the larva of the Nymphalidae, *Danaus plexippus*; verbatimEventDate: 13-Mar-2000; individualID: DHJPAR0007428; individualCount: 1; sex: female; lifeStage: adult; preparations: pinned; catalogNumber: DHJPAR0007428; occurrenceDetails: <http://janzen.sas.upenn.edu>; recordedBy: D.H. Janzen, W. Hallwachs & Carolina Cano; otherCatalogNumbers: ASTAT200-06, 00-SRNP-400, BOLD:AAA5134; identifiedBy: AJ Fleming; dateIdentified: 2017; language: en; institutionCode: CNC; collectionCode: Insects; basisOfRecord: Pinned Specimen
- v. scientificName: *Hyphantrophaga danausophaga*; phylum: Arthropoda; class: Insecta; order: Diptera; family: Tachinidae; genus: *Hyphantrophaga*; specificEpithet: *danausophaga*; scientificNameAuthorship: Fleming & Wood, 2018; continent: Central America; country: Costa Rica; countryCode: CR; stateProvince: Alajuela; county: Sector San Cristobal; locality: Area de Conservacion Guanacaste; verbatimLocality: Vado Rio Cucaracho; verbatimElevation: 640; verbatimLatitude: 10.8702; verbatimLongitude: -85.3915; verbatimCoordinateSystem: Decimal; decimalLatitude: 10.8702; decimalLongitude: -85.3915; samplingProtocol: Reared from the larva of the Nymphalidae, *Danaus plexippus*; verbatimEventDate: 21-Mar-2000; individualID: DHJPAR0007429; individualCount: 1; sex: male; lifeStage: adult; preparations: pinned; catalogNumber: DHJPAR0007429; occurrenceDetails: <http://janzen.sas.upenn.edu>; recordedBy: D.H. Janzen, W. Hallwachs & Osvaldo Espinoza; otherCatalogNumbers: ASTAT201-06, 00-SRNP-477,; identifiedBy: AJ Fleming; dateIdentified: 2017; language: en; institutionCode: CNC; collectionCode: Insects; basisOfRecord: Pinned Specimen
- w. scientificName: *Hyphantrophaga danausophaga*; phylum: Arthropoda; class: Insecta; order: Diptera; family: Tachinidae; genus: *Hyphantrophaga*; specificEpithet: *danausophaga*; scientificNameAuthorship: Fleming & Wood, 2018; continent: Central America; country: Costa Rica; countryCode: CR; stateProvince: Guanacaste; county: Sector Cacao; locality: Area de Conservacion Guanacaste; verbatimLocality: Sendero Maritza; verbatimElevation: 760; verbatimLatitude: 10.9364; verbatimLongitude: -85.4776; verbatimCoordinateSystem: Decimal; decimalLatitude: 10.9364; decimalLongitude: -85.4776; samplingProtocol: Reared from the larva of the Nymphalidae, *Danaus plexippus*; verbatimEventDate: 18-Apr-2002; individualID: DHJPAR0007430; individualCount: 1; sex: male; lifeStage: adult; preparations: pinned; catalogNumber: DHJPAR0007430; occurrenceDetails: <http://janzen.sas.upenn.edu>; recordedBy: D.H. Janzen, W. Hallwachs & Harry Ramirez; otherCatalogNumbers: ASTAT202-06, 02-SRNP-8502,; identifiedBy: AJ Fleming; dateIdentified: 2017; language: en; institutionCode: CNC; collectionCode: Insects; basisOfRecord: Pinned Specimen
- x. scientificName: *Hyphantrophaga danausophaga*; phylum: Arthropoda; class: Insecta; order: Diptera; family: Tachinidae; genus: *Hyphantrophaga*; specificEpithet: *danausophaga*; scientificNameAuthorship: Fleming & Wood, 2018; continent: Central

- America; country: Costa Rica; countryCode: CR; stateProvince: Guanacaste; county: Sector Del Oro; locality: Area de Conservacion Guanacaste; verbatimLocality: Quebrada Romero; verbatimElevation: 490; verbatimLatitude: 11.0052; verbatimLongitude: -85.474; verbatimCoordinateSystem: Decimal; decimalLatitude: 11.0052; decimalLongitude: -85.474; samplingProtocol: Reared from the larva of the Nymphalidae, *Danaus plexippus*; verbatimEventDate: 14-Mar-2002; individualID: DHJPAR0007431; individualCount: 1; sex: female; lifeStage: adult; preparations: pinned; catalogNumber: DHJPAR0007431; occurrenceDetails: <http://janzen.sas.upenn.edu>; recordedBy: D.H. Janzen, W. Hallwachs & Guillermo Pereira; otherCatalogNumbers: ASTAT203-06, 02-SRNP-5392, BOLD:AAA5134; identifiedBy: AJ Fleming; dateIdentified: 2017; language: en; institutionCode: CNC; collectionCode: Insects; basisOfRecord: Pinned Specimen
- y. scientificName: *Hyphantrophaga danausophaga*; phylum: Arthropoda; class: Insecta; order: Diptera; family: Tachinidae; genus: *Hyphantrophaga*; specificEpithet: *danausophaga*; scientificNameAuthorship: Fleming & Wood, 2018; continent: Central America; country: Costa Rica; countryCode: CR; stateProvince: Alajuela; county: Sector Rincon Rain Forest; locality: Area de Conservacion Guanacaste; verbatimLocality: Estacion Caribe; verbatimElevation: 415; verbatimLatitude: 10.9019; verbatimLongitude: -85.2749; verbatimCoordinateSystem: Decimal; decimalLatitude: 10.9019; decimalLongitude: -85.2749; samplingProtocol: Reared from the larva of the Nymphalidae, *Danaus plexippus*; verbatimEventDate: 09-May-2002; individualID: DHJPAR0007432; individualCount: 1; sex: male; lifeStage: adult; preparations: pinned; catalogNumber: DHJPAR0007432; occurrenceDetails: <http://janzen.sas.upenn.edu>; recordedBy: D.H. Janzen, W. Hallwachs & Fraysi Vargas; otherCatalogNumbers: ASTAT204-06, 02-SRNP-6987; identifiedBy: AJ Fleming; dateIdentified: 2017; language: en; institutionCode: CNC; collectionCode: Insects; basisOfRecord: Pinned Specimen
- z. scientificName: *Hyphantrophaga danausophaga*; phylum: Arthropoda; class: Insecta; order: Diptera; family: Tachinidae; genus: *Hyphantrophaga*; specificEpithet: *danausophaga*; scientificNameAuthorship: Fleming & Wood, 2018; continent: Central America; country: Costa Rica; countryCode: CR; stateProvince: Guanacaste; county: Sector Cacao; locality: Area de Conservacion Guanacaste; verbatimLocality: Estacion Cacao; verbatimElevation: 1150; verbatimLatitude: 10.9269; verbatimLongitude: -85.4682; verbatimCoordinateSystem: Decimal; decimalLatitude: 10.9269; decimalLongitude: -85.4682; samplingProtocol: Reared from the larva of the Nymphalidae, *Danaus plexippus*; verbatimEventDate: 17-Oct-2003; individualID: DHJPAR0007433; individualCount: 1; lifeStage: adult; preparations: pinned; catalogNumber: DHJPAR0007433; occurrenceDetails: <http://janzen.sas.upenn.edu>; recordedBy: D.H. Janzen, W. Hallwachs & Freddy Quesada; otherCatalogNumbers: ASTAT205-06, 03-SRNP-22759, BOLD:AAA5134; identifiedBy: AJ Fleming; dateIdentified: 2017; language: en; institutionCode: CNC; collectionCode: Insects; basisOfRecord: Pinned Specimen
- aa. scientificName: *Hyphantrophaga danausophaga*; phylum: Arthropoda; class: Insecta; order: Diptera; family: Tachinidae; genus: *Hyphantrophaga*; specificEpithet: *danausophaga*; scientificNameAuthorship: Fleming & Wood, 2018; continent: Central America; country: Costa Rica; countryCode: CR; stateProvince: Guanacaste; county: Sector Del Oro; locality: Area de Conservacion Guanacaste; verbatimLocality: Quebrada Raiz; verbatimElevation: 280; verbatimLatitude: 11.0287; verbatimLongitude: -85.4867; verbatimCoordinateSystem: Decimal; decimalLatitude: 11.0287; decimalLongitude: -85.4867; samplingProtocol: Reared from the larva of the

- Nymphalidae, *Danaus plexippus*; verbatimEventDate: 28-Jun-2004; individualID: DHJPAR0007434; individualCount: 1; sex: female; lifeStage: adult; preparations: pinned; catalogNumber: DHJPAR0007434; occurrenceDetails: <http://janzen.sas.upenn.edu>; recordedBy: D.H. Janzen, W. Hallwachs & Lucia Rios; otherCatalogNumbers: ASTAT206-06, 04-SRNP-22623, BOLD:AAA5134; identifiedBy: AJ Fleming; dateIdentified: 2017; language: en; institutionCode: CNC; collectionCode: Insects; basisOfRecord: Pinned Specimen
- ab. scientificName: *Hyphantrophaga danausophaga*; phylum: Arthropoda; class: Insecta; order: Diptera; family: Tachinidae; genus: *Hyphantrophaga*; specificEpithet: *danausophaga*; scientificNameAuthorship: Fleming & Wood, 2018; continent: Central America; country: Costa Rica; countryCode: CR; stateProvince: Alajuela; county: Sector Rincon Rain Forest; locality: Area de Conservacion Guanacaste; verbatimLocality: San Lucas; verbatimElevation: 320; verbatimLatitude: 10.9185; verbatimLongitude: -85.3034; verbatimCoordinateSystem: Decimal; decimalLatitude: 10.9185; decimalLongitude: -85.3034; samplingProtocol: Reared from the larva of the Nymphalidae, *Danaus plexippus*; verbatimEventDate: 16-Jan-2004; individualID: DHJPAR0007435; individualCount: 1; sex: female; lifeStage: adult; preparations: pinned; catalogNumber: DHJPAR0007435; occurrenceDetails: <http://janzen.sas.upenn.edu>; recordedBy: D.H. Janzen, W. Hallwachs & Minor Carmona; otherCatalogNumbers: ASTAT207-06, 03-SRNP-31832; identifiedBy: AJ Fleming; dateIdentified: 2017; language: en; institutionCode: CNC; collectionCode: Insects; basisOfRecord: Pinned Specimen
- ac. scientificName: *Hyphantrophaga danausophaga*; phylum: Arthropoda; class: Insecta; order: Diptera; family: Tachinidae; genus: *Hyphantrophaga*; specificEpithet: *danausophaga*; scientificNameAuthorship: Fleming & Wood, 2018; continent: Central America; country: Costa Rica; countryCode: CR; stateProvince: Guanacaste; county: Sector Cacao; locality: Area de Conservacion Guanacaste; verbatimLocality: Cuesta Caimito; verbatimElevation: 640; verbatimLatitude: 10.8908; verbatimLongitude: -85.4719; verbatimCoordinateSystem: Decimal; decimalLatitude: 10.8908; decimalLongitude: -85.4719; samplingProtocol: Reared from the larva of the Nymphalidae, *Danaus plexippus*; verbatimEventDate: 26-Jun-2005; individualID: DHJPAR0007436; individualCount: 1; sex: female; lifeStage: adult; preparations: pinned; catalogNumber: DHJPAR0007436; occurrenceDetails: <http://janzen.sas.upenn.edu>; recordedBy: D.H. Janzen, W. Hallwachs & Manuel Pereira; otherCatalogNumbers: ASTAT208-06, 05-SRNP-45425, BOLD:AAA5134; identifiedBy: AJ Fleming; dateIdentified: 2017; language: en; institutionCode: CNC; collectionCode: Insects; basisOfRecord: Pinned Specimen
- ad. scientificName: *Hyphantrophaga danausophaga*; phylum: Arthropoda; class: Insecta; order: Diptera; family: Tachinidae; genus: *Hyphantrophaga*; specificEpithet: *danausophaga*; scientificNameAuthorship: Fleming & Wood, 2018; continent: Central America; country: Costa Rica; countryCode: CR; stateProvince: Alajuela; county: Sector Rincon Rain Forest; locality: Area de Conservacion Guanacaste; verbatimLocality: Sendero Venado; verbatimElevation: 420; verbatimLatitude: 10.8968; verbatimLongitude: -85.27; verbatimCoordinateSystem: Decimal; decimalLatitude: 10.8968; decimalLongitude: -85.27; samplingProtocol: Reared from the larva of the Nymphalidae, *Danaus plexippus*; verbatimEventDate: 17-May-2005; individualID: DHJPAR0007437; individualCount: 1; sex: male; lifeStage: adult; preparations: pinned; catalogNumber: DHJPAR0007437; occurrenceDetails: <http://janzen.sas.upenn.edu>; recordedBy: D.H. Janzen, W. Hallwachs & Minor Carmona; otherCatalogNumbers: ASTAT209-06, 05-SRNP-41041, BOLD:AAA5134; identifiedBy: AJ Fleming;

- dateIdentified: 2017; language: en; institutionCode: CNC; collectionCode: Insects; basisOfRecord: Pinned Specimen
- ae. scientificName: *Hyphantrophaga danausophaga*; phylum: Arthropoda; class: Insecta; order: Diptera; family: Tachinidae; genus: *Hyphantrophaga*; specificEpithet: *danausophaga*; scientificNameAuthorship: Fleming & Wood, 2018; continent: Central America; country: Costa Rica; countryCode: CR; stateProvince: Alajuela; county: Sector San Cristobal; locality: Area de Conservacion Guanacaste; verbatimLocality: Sitio San Geronimo; verbatimElevation: 680; verbatimLatitude: 10.873; verbatimLongitude: -85.3814; verbatimCoordinateSystem: Decimal; decimalLatitude: 10.873; decimalLongitude: -85.3814; samplingProtocol: Reared from the larva of the Nymphalidae, *Danaus plexippus*; verbatimEventDate: 12-Mar-2005; individualID: DHJPAR0007438; individualCount: 1; sex: male; lifeStage: adult; preparations: pinned; catalogNumber: DHJPAR0007438; occurrenceDetails: <http://janzen.sas.upenn.edu>; recordedBy: D.H. Janzen, W. Hallwachs & Elda Araya; otherCatalogNumbers: ASTAT210-06, 05-SRNP-744, BOLD:AAA5134; identifiedBy: AJ Fleming; dateIdentified: 2017; language: en; institutionCode: CNC; collectionCode: Insects; basisOfRecord: Pinned Specimen
- af. scientificName: *Hyphantrophaga danausophaga*; phylum: Arthropoda; class: Insecta; order: Diptera; family: Tachinidae; genus: *Hyphantrophaga*; specificEpithet: *danausophaga*; scientificNameAuthorship: Fleming & Wood, 2018; continent: Central America; country: Costa Rica; countryCode: CR; stateProvince: Alajuela; county: Sector San Cristobal; locality: Area de Conservacion Guanacaste; verbatimLocality: Rio Blanco Abajo; verbatimElevation: 500; verbatimLatitude: 10.9004; verbatimLongitude: -85.3725; verbatimCoordinateSystem: Decimal; decimalLatitude: 10.9004; decimalLongitude: -85.3725; samplingProtocol: Reared from the larva of the Nymphalidae, *Danaus plexippus*; verbatimEventDate: 09-Apr-2003; individualID: DHJPAR0007439; individualCount: 1; sex: male; lifeStage: adult; preparations: pinned; catalogNumber: DHJPAR0007439; occurrenceDetails: <http://janzen.sas.upenn.edu>; recordedBy: D.H. Janzen, W. Hallwachs & Minor Carmona; otherCatalogNumbers: ASTAT211-06, 03-SRNP-5767, BOLD:AAA5134; identifiedBy: AJ Fleming; dateIdentified: 2017; language: en; institutionCode: CNC; collectionCode: Insects; basisOfRecord: Pinned Specimen
- ag. scientificName: *Hyphantrophaga danausophaga*; phylum: Arthropoda; class: Insecta; order: Diptera; family: Tachinidae; genus: *Hyphantrophaga*; specificEpithet: *danausophaga*; scientificNameAuthorship: Fleming & Wood, 2018; continent: Central America; country: Costa Rica; countryCode: CR; stateProvince: Alajuela; county: Sector San Cristobal; locality: Area de Conservacion Guanacaste; verbatimLocality: Vado Rio Cucaracho; verbatimElevation: 640; verbatimLatitude: 10.8702; verbatimLongitude: -85.3915; verbatimCoordinateSystem: Decimal; decimalLatitude: 10.8702; decimalLongitude: -85.3915; samplingProtocol: Reared from the larva of the Nymphalidae, *Danaus plexippus*; verbatimEventDate: 25-Mar-2006; individualID: DHJPAR0007122; individualCount: 1; lifeStage: adult; preparations: pinned; catalogNumber: DHJPAR0007122; occurrenceDetails: <http://janzen.sas.upenn.edu>; recordedBy: D.H. Janzen, W. Hallwachs & Elda Araya; otherCatalogNumbers: ASTAV364-06, 06-SRNP-1738, BOLD:AAA5134; identifiedBy: AJ Fleming; dateIdentified: 2017; language: en; institutionCode: CNC; collectionCode: Insects; basisOfRecord: Pinned Specimen
- ah. scientificName: *Hyphantrophaga danausophaga*; phylum: Arthropoda; class: Insecta; order: Diptera; family: Tachinidae; genus: *Hyphantrophaga*; specificEpithet: *danausophaga*; scientificNameAuthorship: Fleming & Wood, 2018; continent: Central

America; country: Costa Rica; countryCode: CR; stateProvince: Alajuela; county: Sector San Cristobal; locality: Area de Conservacion Guanacaste; verbatimLocality: Tajo Angeles; verbatimElevation: 540; verbatimLatitude: 10.8647; verbatimLongitude: -85.4153; verbatimCoordinateSystem: Decimal; decimalLatitude: 10.8647; decimalLongitude: -85.4153; samplingProtocol: Reared from the larva of the Nymphalidae, *Danaus plexippus*; verbatimEventDate: 25-Apr-2006; individualID: DHJPAR0009992; individualCount: 1; sex: male; lifeStage: adult; preparations: pinned; catalogNumber: DHJPAR0009992; occurrenceDetails: <http://janzen.sas.upenn.edu>; recordedBy: D.H. Janzen, W. Hallwachs & Anabelle Cordoba; otherCatalogNumbers: ASTAV593-06, 06-SRNP-2664, BOLD:AAA5134; identifiedBy: AJ Fleming; dateIdentified: 2017; language: en; institutionCode: CNC; collectionCode: Insects; basisOfRecord: Pinned Specimen

- ai. scientificName: *Hyphantrophaga danausophaga*; phylum: Arthropoda; class: Insecta; order: Diptera; family: Tachinidae; genus: *Hyphantrophaga*; specificEpithet: *danausophaga*; scientificNameAuthorship: Fleming & Wood, 2018; continent: Central America; country: Costa Rica; countryCode: CR; stateProvince: Guanacaste; county: Sector Cacao; locality: Area de Conservacion Guanacaste; verbatimLocality: Cuesta Caimito; verbatimElevation: 640; verbatimLatitude: 10.8908; verbatimLongitude: -85.4719; verbatimCoordinateSystem: Decimal; decimalLatitude: 10.8908; decimalLongitude: -85.4719; samplingProtocol: Reared from the larva of the Nymphalidae, *Danaus plexippus*; verbatimEventDate: 13-Apr-2006; individualID: DHJPAR0010026; individualCount: 1; sex: male; lifeStage: adult; preparations: pinned; catalogNumber: DHJPAR0010026; occurrenceDetails: <http://janzen.sas.upenn.edu>; recordedBy: D.H. Janzen, W. Hallwachs & Mariano Pereira; otherCatalogNumbers: ASTAV627-06, 06-SRNP-45198, BOLD:AAA5134; identifiedBy: AJ Fleming; dateIdentified: 2017; language: en; institutionCode: CNC; collectionCode: Insects; basisOfRecord: Pinned Specimen
- aj. scientificName: *Hyphantrophaga danausophaga*; phylum: Arthropoda; class: Insecta; order: Diptera; family: Tachinidae; genus: *Hyphantrophaga*; specificEpithet: *danausophaga*; scientificNameAuthorship: Fleming & Wood, 2018; continent: Central America; country: Costa Rica; countryCode: CR; stateProvince: Guanacaste; county: Sector Cacao; locality: Area de Conservacion Guanacaste; verbatimLocality: Estacion Cacao; verbatimElevation: 1150; verbatimLatitude: 10.9269; verbatimLongitude: -85.4682; verbatimCoordinateSystem: Decimal; decimalLatitude: 10.9269; decimalLongitude: -85.4682; samplingProtocol: Reared from the larva of the Nymphalidae, *Danaus gilippus*; verbatimEventDate: 29-Mar-2011; individualID: DHJPAR0042587; individualCount: 1; lifeStage: adult; preparations: pinned; catalogNumber: DHJPAR0042587; occurrenceDetails: <http://janzen.sas.upenn.edu>; recordedBy: D.H. Janzen, W. Hallwachs & Harry Ramirez; otherCatalogNumbers: ASHYH345-11, 11-SRNP-35111, BOLD:AAA5134; identifiedBy: AJ Fleming; dateIdentified: 2017; language: en; institutionCode: CNC; collectionCode: Insects; basisOfRecord: Pinned Specimen

Other materials:

- a. scientificName: *Hyphantrophaga danausophaga*; phylum: Arthropoda; class: Insecta; order: Diptera; family: Tachinidae; genus: *Hyphantrophaga*; specificEpithet: *danausophaga*; scientificNameAuthorship: Fleming & Wood, 2018; continent: Central America; country: Costa Rica; countryCode: CR; stateProvince: Alajuela; county: Sector San Cristobal; locality: Area de Conservacion Guanacaste; verbatimLocality: Rio Areno; verbatimElevation: 460; verbatimLatitude: 10.9141; verbatimLongitude:

- 85.3817; verbatimCoordinateSystem: Decimal; decimalLatitude: 10.9141; decimalLongitude: -85.3817; samplingProtocol: Reared from the larva of the Nymphalidae, *Danaus plexippus*; verbatimEventDate: 16-Mar-2007; individualID: DHJPAR0017161; individualCount: 1; sex: female; lifeStage: adult; preparations: pinned; catalogNumber: DHJPAR0017161; occurrenceDetails: <http://janzen.sas.upenn.edu>; recordedBy: D.H. Janzen, W. Hallwachs & Anabelle Cordoba; otherCatalogNumbers: ASTAP599-07, 07-SRNP-760, BOLD:AAA5134; identifiedBy: AJ Fleming; dateIdentified: 2017; language: en; institutionCode: CNC; collectionCode: Insects; basisOfRecord: Pinned Specimen
- b. scientificName: *Hyphantrophaga danausophaga*; phylum: Arthropoda; class: Insecta; order: Diptera; family: Tachinidae; genus: *Hyphantrophaga*; specificEpithet: *danausophaga*; scientificNameAuthorship: Fleming & Wood, 2018; continent: Central America; country: Costa Rica; countryCode: CR; stateProvince: Alajuela; county: Sector San Cristobal; locality: Area de Conservacion Guanacaste; verbatimLocality: Sendero Vivero; verbatimElevation: 730; verbatimLatitude: 10.8674; verbatimLongitude: -85.3874; verbatimCoordinateSystem: Decimal; decimalLatitude: 10.8674; decimalLongitude: -85.3874; samplingProtocol: Reared from the larva of the Nymphalidae, *Danaus plexippus*; verbatimEventDate: 18-Apr-2007; individualID: DHJPAR0019692; individualCount: 1; sex: female; lifeStage: adult; preparations: pinned; catalogNumber: DHJPAR0019692; occurrenceDetails: <http://janzen.sas.upenn.edu>; recordedBy: D.H. Janzen, W. Hallwachs & Anabelle Cordoba; otherCatalogNumbers: ASTAB240-07, 07-SRNP-1366, BOLD:AAA5134; identifiedBy: AJ Fleming; dateIdentified: 2017; language: en; institutionCode: CNC; collectionCode: Insects; basisOfRecord: Pinned Specimen
- c. scientificName: *Hyphantrophaga danausophaga*; phylum: Arthropoda; class: Insecta; order: Diptera; family: Tachinidae; genus: *Hyphantrophaga*; specificEpithet: *danausophaga*; scientificNameAuthorship: Fleming & Wood, 2018; continent: Central America; country: Costa Rica; countryCode: CR; stateProvince: Guanacaste; county: Sector Pitilla; locality: Area de Conservacion Guanacaste; verbatimLocality: Sendero Carica; verbatimElevation: 660; verbatimLatitude: 10.9928; verbatimLongitude: -85.4294; verbatimCoordinateSystem: Decimal; decimalLatitude: 10.9928; decimalLongitude: -85.4294; samplingProtocol: Reared from the larva of the Nymphalidae, *Danaus plexippus*; verbatimEventDate: 01-Apr-2007; individualID: DHJPAR0019735; individualCount: 1; sex: female; lifeStage: adult; preparations: pinned; catalogNumber: DHJPAR0019735; occurrenceDetails: <http://janzen.sas.upenn.edu>; recordedBy: D.H. Janzen, W. Hallwachs & Calixto Moraga; otherCatalogNumbers: ASTAB283-07, 07-SRNP-31425; identifiedBy: AJ Fleming; dateIdentified: 2017; language: en; institutionCode: CNC; collectionCode: Insects; basisOfRecord: Pinned Specimen
- d. scientificName: *Hyphantrophaga danausophaga*; phylum: Arthropoda; class: Insecta; order: Diptera; family: Tachinidae; genus: *Hyphantrophaga*; specificEpithet: *danausophaga*; scientificNameAuthorship: Fleming & Wood, 2018; continent: Central America; country: Costa Rica; countryCode: CR; stateProvince: Guanacaste; county: Sector Pitilla; locality: Area de Conservacion Guanacaste; verbatimLocality: Sendero Carica; verbatimElevation: 660; verbatimLatitude: 10.9928; verbatimLongitude: -85.4294; verbatimCoordinateSystem: Decimal; decimalLatitude: 10.9928; decimalLongitude: -85.4294; samplingProtocol: Reared from the larva of the Nymphalidae, *Danaus plexippus*; verbatimEventDate: 01-Apr-2007; individualID: DHJPAR0019736; individualCount: 1; sex: female; lifeStage: adult; preparations: pinned; catalogNumber: DHJPAR0019736; occurrenceDetails: <http://janzen.sas.upenn.edu>

- janzen.sas.upenn.edu; recordedBy: D.H. Janzen, W. Hallwachs & Calixto Moraga; otherCatalogNumbers: ASTAB284-07, 07-SRNP-31560, BOLD:AAA5134; identifiedBy: AJ Fleming; dateIdentified: 2017; language: en; institutionCode: CNC; collectionCode: Insects; basisOfRecord: Pinned Specimen
- e. scientificName: *Hyphantrophaga danausophaga*; phylum: Arthropoda; class: Insecta; order: Diptera; family: Tachinidae; genus: *Hyphantrophaga*; specificEpithet: *danausophaga*; scientificNameAuthorship: Fleming & Wood, 2018; continent: Central America; country: Costa Rica; countryCode: CR; stateProvince: Guanacaste; county: Sector Pitilla; locality: Area de Conservacion Guanacaste; verbatimLocality: Sendero Carica; verbatimElevation: 660; verbatimLatitude: 10.9928; verbatimLongitude: -85.4294; verbatimCoordinateSystem: Decimal; decimalLatitude: 10.9928; decimalLongitude: -85.4294; samplingProtocol: Reared from the larva of the Nymphalidae, *Danaus plexippus*; verbatimEventDate: 31-Mar-2007; individualID: DHJPAR0019740; individualCount: 1; sex: male; lifeStage: adult; preparations: pinned; catalogNumber: DHJPAR0019740; occurrenceDetails: <http://janzen.sas.upenn.edu>; recordedBy: D.H. Janzen, W. Hallwachs & Calixto Moraga; otherCatalogNumbers: ASTAB288-07, 07-SRNP-31561, BOLD:AAA5134; identifiedBy: AJ Fleming; dateIdentified: 2017; language: en; institutionCode: CNC; collectionCode: Insects; basisOfRecord: Pinned Specimen
- f. scientificName: *Hyphantrophaga danausophaga*; phylum: Arthropoda; class: Insecta; order: Diptera; family: Tachinidae; genus: *Hyphantrophaga*; specificEpithet: *danausophaga*; scientificNameAuthorship: Fleming & Wood, 2018; continent: Central America; country: Costa Rica; countryCode: CR; stateProvince: Guanacaste; county: Sector Pitilla; locality: Area de Conservacion Guanacaste; verbatimLocality: Estacion Pitilla; verbatimElevation: 675; verbatimLatitude: 10.9893; verbatimLongitude: -85.4258; verbatimCoordinateSystem: Decimal; decimalLatitude: 10.9893; decimalLongitude: -85.4258; samplingProtocol: Reared from the larva of the Nymphalidae, *Danaus plexippus*; verbatimEventDate: 29-Apr-2007; individualID: DHJPAR0019784; individualCount: 1; sex: male; lifeStage: adult; preparations: pinned; catalogNumber: DHJPAR0019784; occurrenceDetails: <http://janzen.sas.upenn.edu>; recordedBy: D.H. Janzen, W. Hallwachs & Manuel Rios; otherCatalogNumbers: ASTAB332-07, 07-SRNP-31929, BOLD:AAA5134; identifiedBy: AJ Fleming; dateIdentified: 2017; language: en; institutionCode: CNC; collectionCode: Insects; basisOfRecord: Pinned Specimen
- g. scientificName: *Hyphantrophaga danausophaga*; phylum: Arthropoda; class: Insecta; order: Diptera; family: Tachinidae; genus: *Hyphantrophaga*; specificEpithet: *danausophaga*; scientificNameAuthorship: Fleming & Wood, 2018; continent: Central America; country: Costa Rica; countryCode: CR; stateProvince: Guanacaste; county: Sector Horizontes; locality: Area de Conservacion Guanacaste; verbatimLocality: Quebrada San Pancho; verbatimElevation: 90; verbatimLatitude: 10.7477; verbatimLongitude: -85.5858; verbatimCoordinateSystem: Decimal; decimalLatitude: 10.7477; decimalLongitude: -85.5858; samplingProtocol: Reared from the larva of the Nymphalidae, *Danaus plexippus*; verbatimEventDate: 17-Jul-2007; individualID: DHJPAR0021826; individualCount: 1; lifeStage: adult; preparations: pinned; catalogNumber: DHJPAR0021826; occurrenceDetails: <http://janzen.sas.upenn.edu>; recordedBy: D.H. Janzen, W. Hallwachs & Guillermo Pereira; otherCatalogNumbers: ASTAT964-07, 07-SRNP-14384, BOLD:AAA5134; identifiedBy: AJ Fleming; dateIdentified: 2017; language: en; institutionCode: CNC; collectionCode: Insects; basisOfRecord: Pinned Specimen

- h. scientificName: *Hyphantrophaga danausophaga*; phylum: Arthropoda; class: Insecta; order: Diptera; family: Tachinidae; genus: *Hyphantrophaga*; specificEpithet: *danausophaga*; scientificNameAuthorship: Fleming & Wood, 2018; continent: Central America; country: Costa Rica; countryCode: CR; stateProvince: Guanacaste; county: Sector Horizontes; locality: Area de Conservacion Guanacaste; verbatimLocality: Quebrada San Pancho; verbatimElevation: 90; verbatimLatitude: 10.7477; verbatimLongitude: -85.5858; verbatimCoordinateSystem: Decimal; decimalLatitude: 10.7477; decimalLongitude: -85.5858; samplingProtocol: Reared from the larva of the Nymphalidae, *Danaus plexippus*; verbatimEventDate: 17-Jul-2007; individualID: DHJPAR0021829; individualCount: 1; sex: female; lifeStage: adult; preparations: pinned; catalogNumber: DHJPAR0021829; occurrenceDetails: <http://janzen.sas.upenn.edu>; recordedBy: D.H. Janzen, W. Hallwachs & Guillermo Pereira; otherCatalogNumbers: ASTAT967-07, 07-SRNP-14379, BOLD:AAA5134; identifiedBy: AJ Fleming; dateIdentified: 2017; language: en; institutionCode: CNC; collectionCode: Insects; basisOfRecord: Pinned Specimen
- i. scientificName: *Hyphantrophaga danausophaga*; phylum: Arthropoda; class: Insecta; order: Diptera; family: Tachinidae; genus: *Hyphantrophaga*; specificEpithet: *danausophaga*; scientificNameAuthorship: Fleming & Wood, 2018; continent: Central America; country: Costa Rica; countryCode: CR; stateProvince: Guanacaste; county: Sector Del Oro; locality: Area de Conservacion Guanacaste; verbatimLocality: Jose Leon; verbatimElevation: 400; verbatimLatitude: 11.033; verbatimLongitude: -85.429; verbatimCoordinateSystem: Decimal; decimalLatitude: 11.033; decimalLongitude: -85.429; samplingProtocol: Reared from the larva of the Nymphalidae, *Danaus plexippus*; verbatimEventDate: 05-Feb-2009; individualID: DHJPAR0030196; individualCount: 1; sex: female; lifeStage: adult; preparations: pinned; catalogNumber: DHJPAR0030196; occurrenceDetails: <http://janzen.sas.upenn.edu>; recordedBy: D.H. Janzen, W. Hallwachs & Lucia Rios; otherCatalogNumbers: ASHYB940-09, 09-SRNP-20077, BOLD:AAA5134; identifiedBy: AJ Fleming; dateIdentified: 2017; language: en; institutionCode: CNC; collectionCode: Insects; basisOfRecord: Pinned Specimen
- j. scientificName: *Hyphantrophaga danausophaga*; phylum: Arthropoda; class: Insecta; order: Diptera; family: Tachinidae; genus: *Hyphantrophaga*; specificEpithet: *danausophaga*; scientificNameAuthorship: Fleming & Wood, 2018; continent: Central America; country: Costa Rica; countryCode: CR; stateProvince: Guanacaste; county: Sector Del Oro; locality: Area de Conservacion Guanacaste; verbatimLocality: Jose Leon; verbatimElevation: 400; verbatimLatitude: 11.033; verbatimLongitude: -85.429; verbatimCoordinateSystem: Decimal; decimalLatitude: 11.033; decimalLongitude: -85.429; samplingProtocol: Reared from the larva of the Nymphalidae, *Danaus plexippus*; verbatimEventDate: 02-Feb-2009; individualID: DHJPAR0030197; individualCount: 1; sex: female; lifeStage: adult; preparations: pinned; catalogNumber: DHJPAR0030197; occurrenceDetails: <http://janzen.sas.upenn.edu>; recordedBy: D.H. Janzen, W. Hallwachs & Lucia Rios; otherCatalogNumbers: ASHYB941-09, 09-SRNP-20033, BOLD:AAA5134; identifiedBy: AJ Fleming; dateIdentified: 2017; language: en; institutionCode: CNC; collectionCode: Insects; basisOfRecord: Pinned Specimen
- k. scientificName: *Hyphantrophaga danausophaga*; phylum: Arthropoda; class: Insecta; order: Diptera; family: Tachinidae; genus: *Hyphantrophaga*; specificEpithet: *danausophaga*; scientificNameAuthorship: Fleming & Wood, 2018; continent: Central America; country: Costa Rica; countryCode: CR; stateProvince: Guanacaste; county: Sector Cacao; locality: Area de Conservacion Guanacaste; verbatimLocality: Estacion

- Cacao; verbatimElevation: 1150; verbatimLatitude: 10.9269; verbatimLongitude: -85.4682; verbatimCoordinateSystem: Decimal; decimalLatitude: 10.9269; decimalLongitude: -85.4682; samplingProtocol: Reared from the larva of the Nymphalidae, *Danaus plexippus*; verbatimEventDate: 11-May-2009; individualID: DHJPAR0034366; individualCount: 1; sex: female; lifeStage: adult; preparations: pinned; catalogNumber: DHJPAR0034366; occurrenceDetails: <http://janzen.sas.upenn.edu>; recordedBy: D.H. Janzen, W. Hallwachs & Dunia Garcia; otherCatalogNumbers: ASHYC1018-09, 09-SRNP-35278, BOLD:AAA5134; identifiedBy: AJ Fleming; dateIdentified: 2017; language: en; institutionCode: CNC; collectionCode: Insects; basisOfRecord: Pinned Specimen
- l. scientificName: *Hyphantrophaga danausophaga*; phylum: Arthropoda; class: Insecta; order: Diptera; family: Tachinidae; genus: *Hyphantrophaga*; specificEpithet: *danausophaga*; scientificNameAuthorship: Fleming & Wood, 2018; continent: Central America; country: Costa Rica; countryCode: CR; stateProvince: Guanacaste; county: Sector Cacao; locality: Area de Conservacion Guanacaste; verbatimLocality: Estacion Cacao; verbatimElevation: 1150; verbatimLatitude: 10.9269; verbatimLongitude: -85.4682; verbatimCoordinateSystem: Decimal; decimalLatitude: 10.9269; decimalLongitude: -85.4682; samplingProtocol: Reared from the larva of the Nymphalidae, *Danaus plexippus*; verbatimEventDate: 22-May-2009; individualID: DHJPAR0034367; individualCount: 1; sex: female; lifeStage: adult; preparations: pinned; catalogNumber: DHJPAR0034367; occurrenceDetails: <http://janzen.sas.upenn.edu>; recordedBy: D.H. Janzen, W. Hallwachs & Manuel Pereira; otherCatalogNumbers: ASHYC1019-09, 09-SRNP-35356, BOLD:AAA5134; identifiedBy: AJ Fleming; dateIdentified: 2017; language: en; institutionCode: CNC; collectionCode: Insects; basisOfRecord: Pinned Specimen
- m. scientificName: *Hyphantrophaga danausophaga*; phylum: Arthropoda; class: Insecta; order: Diptera; family: Tachinidae; genus: *Hyphantrophaga*; specificEpithet: *danausophaga*; scientificNameAuthorship: Fleming & Wood, 2018; continent: Central America; country: Costa Rica; countryCode: CR; stateProvince: Guanacaste; county: Sector Cacao; locality: Area de Conservacion Guanacaste; verbatimLocality: Estacion Cacao; verbatimElevation: 1150; verbatimLatitude: 10.9269; verbatimLongitude: -85.4682; verbatimCoordinateSystem: Decimal; decimalLatitude: 10.9269; decimalLongitude: -85.4682; samplingProtocol: Reared from the larva of the Nymphalidae, *Danaus plexippus*; verbatimEventDate: 10-May-2009; individualID: DHJPAR0034369; individualCount: 1; sex: male; lifeStage: adult; preparations: pinned; catalogNumber: DHJPAR0034369; occurrenceDetails: <http://janzen.sas.upenn.edu>; recordedBy: D.H. Janzen, W. Hallwachs & Harry Ramirez; otherCatalogNumbers: ASHYC1021-09, 09-SRNP-35265, BOLD:AAA5134; identifiedBy: AJ Fleming; dateIdentified: 2017; language: en; institutionCode: CNC; collectionCode: Insects; basisOfRecord: Pinned Specimen
- n. scientificName: *Hyphantrophaga danausophaga*; phylum: Arthropoda; class: Insecta; order: Diptera; family: Tachinidae; genus: *Hyphantrophaga*; specificEpithet: *danausophaga*; scientificNameAuthorship: Fleming & Wood, 2018; continent: Central America; country: Costa Rica; countryCode: CR; stateProvince: Guanacaste; county: Sector Cacao; locality: Area de Conservacion Guanacaste; verbatimLocality: Estacion Cacao; verbatimElevation: 1150; verbatimLatitude: 10.9269; verbatimLongitude: -85.4682; verbatimCoordinateSystem: Decimal; decimalLatitude: 10.9269; decimalLongitude: -85.4682; samplingProtocol: Reared from the larva of the Nymphalidae, *Danaus plexippus*; verbatimEventDate: 18-May-2009; individualID: DHJPAR0034370; individualCount: 1; sex: male; lifeStage: adult; preparations: pinned;

- catalogNumber: DHJPAR0034370; occurrenceDetails: <http://janzen.sas.upenn.edu>;
 recordedBy: D.H. Janzen, W. Hallwachs & Manuel Pereira; otherCatalogNumbers:
 ASHYC1022-09, 09-SRNP-35358, BOLD:AAA5134; identifiedBy: AJ Fleming;
 dateIdentified: 2017; language: en; institutionCode: CNC; collectionCode: Insects;
 basisOfRecord: Pinned Specimen
- o. scientificName: *Hyphantrophaga danausophaga*; phylum: Arthropoda; class: Insecta;
 order: Diptera; family: Tachinidae; genus: *Hyphantrophaga*; specificEpithet:
danausophaga; scientificNameAuthorship: Fleming & Wood, 2018; continent: Central
 America; country: Costa Rica; countryCode: CR; stateProvince: Guanacaste; county:
 Sector Cacao; locality: Area de Conservacion Guanacaste; verbatimLocality: Estacion
 Cacao; verbatimElevation: 1150; verbatimLatitude: 10.9269; verbatimLongitude:
 -85.4682; verbatimCoordinateSystem: Decimal; decimalLatitude: 10.9269;
 decimalLongitude: -85.4682; samplingProtocol: Reared from the larva of the
 Nymphalidae, *Danaus plexippus*; verbatimEventDate: 20-May-2009; individualID:
 DHJPAR0034371; individualCount: 1; sex: female; lifeStage: adult; preparations:
 pinned; catalogNumber: DHJPAR0034371; occurrenceDetails: [http://
 janzen.sas.upenn.edu](http://janzen.sas.upenn.edu); recordedBy: D.H. Janzen, W. Hallwachs & Manuel Pereira;
 otherCatalogNumbers: ASHYC1023-09, 09-SRNP-35342, BOLD:AAA5134;
 identifiedBy: AJ Fleming; dateIdentified: 2017; language: en; institutionCode: CNC;
 collectionCode: Insects; basisOfRecord: Pinned Specimen
- p. scientificName: *Hyphantrophaga danausophaga*; phylum: Arthropoda; class: Insecta;
 order: Diptera; family: Tachinidae; genus: *Hyphantrophaga*; specificEpithet:
danausophaga; scientificNameAuthorship: Fleming & Wood, 2018; continent: Central
 America; country: Costa Rica; countryCode: CR; stateProvince: Guanacaste; county:
 Sector Cacao; locality: Area de Conservacion Guanacaste; verbatimLocality: Estacion
 Cacao; verbatimElevation: 1150; verbatimLatitude: 10.9269; verbatimLongitude:
 -85.4682; verbatimCoordinateSystem: Decimal; decimalLatitude: 10.9269;
 decimalLongitude: -85.4682; samplingProtocol: Reared from the larva of the
 Nymphalidae, *Danaus plexippus*; verbatimEventDate: 05-May-2009; individualID:
 DHJPAR0034375; individualCount: 1; sex: female; lifeStage: adult; preparations:
 pinned; catalogNumber: DHJPAR0034375; occurrenceDetails: [http://
 janzen.sas.upenn.edu](http://janzen.sas.upenn.edu); recordedBy: D.H. Janzen, W. Hallwachs & Manuel Pereira;
 otherCatalogNumbers: ASHYC1027-09, 09-SRNP-35341, BOLD:AAA5134;
 identifiedBy: AJ Fleming; dateIdentified: 2017; language: en; institutionCode: CNC;
 collectionCode: Insects; basisOfRecord: Pinned Specimen
- q. scientificName: *Hyphantrophaga danausophaga*; phylum: Arthropoda; class: Insecta;
 order: Diptera; family: Tachinidae; genus: *Hyphantrophaga*; specificEpithet:
danausophaga; scientificNameAuthorship: Fleming & Wood, 2018; continent: Central
 America; country: Costa Rica; countryCode: CR; stateProvince: Guanacaste; county:
 Sector Cacao; locality: Area de Conservacion Guanacaste; verbatimLocality: Estacion
 Cacao; verbatimElevation: 1150; verbatimLatitude: 10.9269; verbatimLongitude:
 -85.4682; verbatimCoordinateSystem: Decimal; decimalLatitude: 10.9269;
 decimalLongitude: -85.4682; samplingProtocol: Reared from the larva of the
 Nymphalidae, *Danaus plexippus*; verbatimEventDate: 22-May-2009; individualID:
 DHJPAR0034377; individualCount: 1; sex: female; lifeStage: adult; preparations:
 pinned; catalogNumber: DHJPAR0034377; occurrenceDetails: [http://
 janzen.sas.upenn.edu](http://janzen.sas.upenn.edu); recordedBy: D.H. Janzen, W. Hallwachs & Manuel Pereira;
 otherCatalogNumbers: ASHYC1029-09, 09-SRNP-35356, BOLD:AAA5134;
 identifiedBy: AJ Fleming; dateIdentified: 2017; language: en; institutionCode: CNC;
 collectionCode: Insects; basisOfRecord: Pinned Specimen

- r. scientificName: *Hyphantrophaga danausophaga*; phylum: Arthropoda; class: Insecta; order: Diptera; family: Tachinidae; genus: *Hyphantrophaga*; specificEpithet: *danausophaga*; scientificNameAuthorship: Fleming & Wood, 2018; continent: Central America; country: Costa Rica; countryCode: CR; stateProvince: Guanacaste; county: Sector Cacao; locality: Area de Conservacion Guanacaste; verbatimLocality: Estacion Cacao; verbatimElevation: 1150; verbatimLatitude: 10.9269; verbatimLongitude: -85.4682; verbatimCoordinateSystem: Decimal; decimalLatitude: 10.9269; decimalLongitude: -85.4682; samplingProtocol: Reared from the larva of the Nymphalidae, *Danaus plexippus*; verbatimEventDate: 22-May-2009; individualID: DHJPAR0034379; individualCount: 1; sex: female; lifeStage: adult; preparations: pinned; catalogNumber: DHJPAR0034379; occurrenceDetails: <http://janzen.sas.upenn.edu>; recordedBy: D.H. Janzen, W. Hallwachs & Manuel Pereira; otherCatalogNumbers: ASHYC1031-09, 09-SRNP-35357, BOLD:AAA5134; identifiedBy: AJ Fleming; dateIdentified: 2017; language: en; institutionCode: CNC; collectionCode: Insects; basisOfRecord: Pinned Specimen
- s. scientificName: *Hyphantrophaga danausophaga*; phylum: Arthropoda; class: Insecta; order: Diptera; family: Tachinidae; genus: *Hyphantrophaga*; specificEpithet: *danausophaga*; scientificNameAuthorship: Fleming & Wood, 2018; continent: Central America; country: Costa Rica; countryCode: CR; stateProvince: Alajuela; county: Sector San Cristobal; locality: Area de Conservacion Guanacaste; verbatimLocality: Finca San Gabriel; verbatimElevation: 645; verbatimLatitude: 10.8777; verbatimLongitude: -85.3934; verbatimCoordinateSystem: Decimal; decimalLatitude: 10.8777; decimalLongitude: -85.3934; samplingProtocol: Reared from the larva of the Nymphalidae, *Danaus plexippus*; verbatimEventDate: 06-Sep-2011; individualID: DHJPAR0045680; individualCount: 1; sex: female; lifeStage: adult; preparations: pinned; catalogNumber: DHJPAR0045680; occurrenceDetails: <http://janzen.sas.upenn.edu>; recordedBy: D.H. Janzen, W. Hallwachs & Christian Herrera; otherCatalogNumbers: ACGAZ869-11, 11-SRNP-3220, BOLD:AAA5134; identifiedBy: AJ Fleming; dateIdentified: 2017; language: en; institutionCode: CNC; collectionCode: Insects; basisOfRecord: Pinned Specimen
- t. scientificName: *Hyphantrophaga danausophaga*; phylum: Arthropoda; class: Insecta; order: Diptera; family: Tachinidae; genus: *Hyphantrophaga*; specificEpithet: *danausophaga*; scientificNameAuthorship: Fleming & Wood, 2018; continent: Central America; country: Costa Rica; countryCode: CR; stateProvince: Guanacaste; county: Sector Cacao; locality: Area de Conservacion Guanacaste; verbatimLocality: Estacion Cacao; verbatimElevation: 1150; verbatimLatitude: 10.9269; verbatimLongitude: -85.4682; verbatimCoordinateSystem: Decimal; decimalLatitude: 10.9269; decimalLongitude: -85.4682; samplingProtocol: Reared from the larva of the Nymphalidae, *Danaus gilippus*; verbatimEventDate: 14-Sep-2011; individualID: DHJPAR0046595; individualCount: 1; sex: female; lifeStage: adult; preparations: pinned; catalogNumber: DHJPAR0046595; occurrenceDetails: <http://janzen.sas.upenn.edu>; recordedBy: D.H. Janzen, W. Hallwachs & Manuel Pereira; otherCatalogNumbers: ACGBA768-12, 11-SRNP-35602, BOLD:AAA5134; identifiedBy: AJ Fleming; dateIdentified: 2017; language: en; institutionCode: CNC; collectionCode: Insects; basisOfRecord: Pinned Specimen
- u. scientificName: *Hyphantrophaga danausophaga*; phylum: Arthropoda; class: Insecta; order: Diptera; family: Tachinidae; genus: *Hyphantrophaga*; specificEpithet: *danausophaga*; scientificNameAuthorship: Fleming & Wood, 2018; continent: Central America; country: Costa Rica; countryCode: CR; stateProvince: Guanacaste; county: Sector Cacao; locality: Area de Conservacion Guanacaste; verbatimLocality: Estacion

- Cacao; verbatimElevation: 1150; verbatimLatitude: 10.9269; verbatimLongitude: -85.4682; verbatimCoordinateSystem: Decimal; decimalLatitude: 10.9269; decimalLongitude: -85.4682; samplingProtocol: Reared from the larva of the Nymphalidae, *Danaus gilippus*; verbatimEventDate: 16-Sep-2011; individualID: DHJPAR0046596; individualCount: 1; sex: female; lifeStage: adult; preparations: pinned; catalogNumber: DHJPAR0046596; occurrenceDetails: <http://janzen.sas.upenn.edu>; recordedBy: D.H. Janzen, W. Hallwachs & Manuel Pereira; otherCatalogNumbers: ACGBA769-12, 11-SRNP-35603, BOLD:AAA5134; identifiedBy: AJ Fleming; dateIdentified: 2017; language: en; institutionCode: CNC; collectionCode: Insects; basisOfRecord: Pinned Specimen
- v. scientificName: *Hyphantrophaga danausophaga*; phylum: Arthropoda; class: Insecta; order: Diptera; family: Tachinidae; genus: *Hyphantrophaga*; specificEpithet: *danausophaga*; scientificNameAuthorship: Fleming & Wood, 2018; continent: Central America; country: Costa Rica; countryCode: CR; stateProvince: Guanacaste; county: Sector Cacao; locality: Area de Conservacion Guanacaste; verbatimLocality: Estacion Cacao; verbatimElevation: 1150; verbatimLatitude: 10.9269; verbatimLongitude: -85.4682; verbatimCoordinateSystem: Decimal; decimalLatitude: 10.9269; decimalLongitude: -85.4682; samplingProtocol: Reared from the larva of the Nymphalidae, *Danaus gilippus*; verbatimEventDate: 14-Sep-2011; individualID: DHJPAR0046597; individualCount: 1; sex: female; lifeStage: adult; preparations: pinned; catalogNumber: DHJPAR0046597; occurrenceDetails: <http://janzen.sas.upenn.edu>; recordedBy: D.H. Janzen, W. Hallwachs & Manuel Pereira; otherCatalogNumbers: ACGBA770-12, 11-SRNP-35604, BOLD:AAA5134; identifiedBy: AJ Fleming; dateIdentified: 2017; language: en; institutionCode: CNC; collectionCode: Insects; basisOfRecord: Pinned Specimen
- w. scientificName: *Hyphantrophaga danausophaga*; phylum: Arthropoda; class: Insecta; order: Diptera; family: Tachinidae; genus: *Hyphantrophaga*; specificEpithet: *danausophaga*; scientificNameAuthorship: Fleming & Wood, 2018; continent: Central America; country: Costa Rica; countryCode: CR; stateProvince: Guanacaste; county: Sector Cacao; locality: Area de Conservacion Guanacaste; verbatimLocality: Estacion Cacao; verbatimElevation: 1150; verbatimLatitude: 10.9269; verbatimLongitude: -85.4682; verbatimCoordinateSystem: Decimal; decimalLatitude: 10.9269; decimalLongitude: -85.4682; samplingProtocol: Reared from the larva of the Nymphalidae, *Danaus gilippus*; verbatimEventDate: 16-Sep-2011; individualID: DHJPAR0046598; individualCount: 1; sex: female; lifeStage: adult; preparations: pinned; catalogNumber: DHJPAR0046598; occurrenceDetails: <http://janzen.sas.upenn.edu>; recordedBy: D.H. Janzen, W. Hallwachs & Manuel Pereira; otherCatalogNumbers: ACGBA771-12, 11-SRNP-35605, BOLD:AAA5134; identifiedBy: AJ Fleming; dateIdentified: 2017; language: en; institutionCode: CNC; collectionCode: Insects; basisOfRecord: Pinned Specimen
- x. scientificName: *Hyphantrophaga danausophaga*; phylum: Arthropoda; class: Insecta; order: Diptera; family: Tachinidae; genus: *Hyphantrophaga*; specificEpithet: *danausophaga*; scientificNameAuthorship: Fleming & Wood, 2018; continent: Central America; country: Costa Rica; countryCode: CR; stateProvince: Alajuela; county: Sector Rincon Rain Forest; locality: Area de Conservacion Guanacaste; verbatimLocality: Finca Esmeralda; verbatimElevation: 123; verbatimLatitude: 10.9355; verbatimLongitude: -85.2531; verbatimCoordinateSystem: Decimal; decimalLatitude: 10.9355; decimalLongitude: -85.2531; samplingProtocol: Reared from the larva of the Nymphalidae, *Danaus plexippus*; verbatimEventDate: 02-Apr-2012; individualID: DHJPAR0050240; individualCount: 1; sex: male; lifeStage: adult; preparations: pinned;

- catalogNumber: DHJPAR0050240; occurrenceDetails: <http://janzen.sas.upenn.edu>;
 recordedBy: D.H. Janzen, W. Hallwachs & Cirilo Umaña; otherCatalogNumbers:
 ACGAZ1554-12, 12-SRNP-75567, BOLD:AAA5134; identifiedBy: AJ Fleming;
 dateIdentified: 2017; language: en; institutionCode: CNC; collectionCode: Insects;
 basisOfRecord: Pinned Specimen
- y. scientificName: *Hyphantrophaga danausophaga*; phylum: Arthropoda; class: Insecta;
 order: Diptera; family: Tachinidae; genus: *Hyphantrophaga*; specificEpithet:
danausophaga; scientificNameAuthorship: Fleming & Wood, 2018; continent: Central
 America; country: Costa Rica; countryCode: CR; stateProvince: Alajuela; county:
 Sector Rincon Rain Forest; locality: Area de Conservacion Guanacaste;
 verbatimLocality: Finca Esmeralda; verbatimElevation: 123; verbatimLatitude: 10.9355;
 verbatimLongitude: -85.2531; verbatimCoordinateSystem: Decimal; decimalLatitude:
 10.9355; decimalLongitude: -85.2531; samplingProtocol: Reared from the larva of the
 Nymphalidae, *Danaus plexippus*; verbatimEventDate: 26-Jan-2013; individualID:
 DHJPAR0050466; individualCount: 1; sex: female; lifeStage: adult; preparations:
 pinned; catalogNumber: DHJPAR0050466; occurrenceDetails: <http://janzen.sas.upenn.edu>;
 recordedBy: D.H. Janzen, W. Hallwachs & Cirilo Umaña;
 otherCatalogNumbers: ACGBA3058-13, 13-SRNP-75000, BOLD:AAA5134;
 identifiedBy: AJ Fleming; dateIdentified: 2017; language: en; institutionCode: CNC;
 collectionCode: Insects; basisOfRecord: Pinned Specimen
- z. scientificName: *Hyphantrophaga danausophaga*; phylum: Arthropoda; class: Insecta;
 order: Diptera; family: Tachinidae; genus: *Hyphantrophaga*; specificEpithet:
danausophaga; scientificNameAuthorship: Fleming & Wood, 2018; continent: Central
 America; country: Costa Rica; countryCode: CR; stateProvince: Alajuela; county:
 Sector Rincon Rain Forest; locality: Area de Conservacion Guanacaste;
 verbatimLocality: Finca Esmeralda; verbatimElevation: 123; verbatimLatitude: 10.9355;
 verbatimLongitude: -85.2531; verbatimCoordinateSystem: Decimal; decimalLatitude:
 10.9355; decimalLongitude: -85.2531; samplingProtocol: Reared from the larva of the
 Nymphalidae, *Danaus gilippus*; verbatimEventDate: 17-Jan-2013; individualID:
 DHJPAR0050476; individualCount: 1; sex: female; lifeStage: adult; preparations:
 pinned; catalogNumber: DHJPAR0050476; occurrenceDetails: <http://janzen.sas.upenn.edu>;
 recordedBy: D.H. Janzen, W. Hallwachs & Cirilo Umaña;
 otherCatalogNumbers: ACGBA3068-13, 12-SRNP-78158, BOLD:AAA5134;
 identifiedBy: AJ Fleming; dateIdentified: 2017; language: en; institutionCode: CNC;
 collectionCode: Insects; basisOfRecord: Pinned Specimen
- aa. scientificName: *Hyphantrophaga danausophaga*; phylum: Arthropoda; class: Insecta;
 order: Diptera; family: Tachinidae; genus: *Hyphantrophaga*; specificEpithet:
danausophaga; scientificNameAuthorship: Fleming & Wood, 2018; continent: Central
 America; country: Costa Rica; countryCode: CR; stateProvince: Alajuela; county:
 Sector Rincon Rain Forest; locality: Area de Conservacion Guanacaste;
 verbatimLocality: Finca Esmeralda; verbatimElevation: 123; verbatimLatitude: 10.9355;
 verbatimLongitude: -85.2531; verbatimCoordinateSystem: Decimal; decimalLatitude:
 10.9355; decimalLongitude: -85.2531; samplingProtocol: Reared from the larva of the
 Nymphalidae, *Danaus gilippus*; verbatimEventDate: 18-Jan-2013; individualID:
 DHJPAR0050479; individualCount: 1; sex: female; lifeStage: adult; preparations:
 pinned; catalogNumber: DHJPAR0050479; occurrenceDetails: <http://janzen.sas.upenn.edu>;
 recordedBy: D.H. Janzen, W. Hallwachs & Cirilo Umaña;
 otherCatalogNumbers: ACGBA3071-13, 12-SRNP-78157, BOLD:AAA5134;
 identifiedBy: AJ Fleming; dateIdentified: 2017; language: en; institutionCode: CNC;
 collectionCode: Insects; basisOfRecord: Pinned Specimen

- ab. scientificName: *Hyphantrophaga danausophaga*; phylum: Arthropoda; class: Insecta; order: Diptera; family: Tachinidae; genus: *Hyphantrophaga*; specificEpithet: *danausophaga*; scientificNameAuthorship: Fleming & Wood, 2018; continent: Central America; country: Costa Rica; countryCode: CR; stateProvince: Alajuela; county: Sector Rincon Rain Forest; locality: Area de Conservacion Guanacaste; verbatimLocality: Finca Esmeralda; verbatimElevation: 123; verbatimLatitude: 10.9355; verbatimLongitude: -85.2531; verbatimCoordinateSystem: Decimal; decimalLatitude: 10.9355; decimalLongitude: -85.2531; samplingProtocol: Reared from the larva of the Nymphalidae, *Danaus gilippus*; verbatimEventDate: 10-Dec-2012; individualID: DHJPAR0050634; individualCount: 1; sex: male; lifeStage: adult; preparations: pinned; catalogNumber: DHJPAR0050634; occurrenceDetails: <http://janzen.sas.upenn.edu>; recordedBy: D.H. Janzen, W. Hallwachs & Cirilo Umaña; otherCatalogNumbers: ACGBA3226-13, 12-SRNP-77661, BOLD:AAA5134; identifiedBy: AJ Fleming; dateIdentified: 2017; language: en; institutionCode: CNC; collectionCode: Insects; basisOfRecord: Pinned Specimen
- ac. scientificName: *Hyphantrophaga danausophaga*; phylum: Arthropoda; class: Insecta; order: Diptera; family: Tachinidae; genus: *Hyphantrophaga*; specificEpithet: *danausophaga*; scientificNameAuthorship: Fleming & Wood, 2018; continent: Central America; country: Costa Rica; countryCode: CR; stateProvince: Guanacaste; county: Sector El Hacha; locality: Area de Conservacion Guanacaste; verbatimLocality: Estacion Los Almendros; verbatimElevation: 290; verbatimLatitude: 11.0323; verbatimLongitude: -85.5278; verbatimCoordinateSystem: Decimal; decimalLatitude: 11.0323; decimalLongitude: -85.5278; samplingProtocol: Reared from the larva of the Nymphalidae, *Danaus plexippus*; verbatimEventDate: 19-Aug-2013; individualID: DHJPAR0052440; individualCount: 1; sex: male; lifeStage: adult; preparations: pinned; catalogNumber: DHJPAR0052440; occurrenceDetails: <http://janzen.sas.upenn.edu>; recordedBy: D.H. Janzen, W. Hallwachs & Lucia Rios; otherCatalogNumbers: ASHYM1794-13, 13-SRNP-21416, BOLD:AAA5134; identifiedBy: AJ Fleming; dateIdentified: 2017; language: en; institutionCode: CNC; collectionCode: Insects; basisOfRecord: Pinned Specimen
- ad. scientificName: *Hyphantrophaga danausophaga*; phylum: Arthropoda; class: Insecta; order: Diptera; family: Tachinidae; genus: *Hyphantrophaga*; specificEpithet: *danausophaga*; scientificNameAuthorship: Fleming & Wood, 2018; continent: Central America; country: Costa Rica; countryCode: CR; stateProvince: Guanacaste; county: Sector El Hacha; locality: Area de Conservacion Guanacaste; verbatimLocality: Los Inocentes; verbatimElevation: 275; verbatimLatitude: 11.0324; verbatimLongitude: -85.4993; verbatimCoordinateSystem: Decimal; decimalLatitude: 11.0324; decimalLongitude: -85.4993; samplingProtocol: Reared from the larva of the Nymphalidae, *Danaus plexippus*; verbatimEventDate: 16-Aug-2013; individualID: DHJPAR0052445; individualCount: 1; sex: female; lifeStage: adult; preparations: pinned; catalogNumber: DHJPAR0052445; occurrenceDetails: <http://janzen.sas.upenn.edu>; recordedBy: D.H. Janzen, W. Hallwachs & Lucia Rios; otherCatalogNumbers: ASHYM1799-13, 13-SRNP-21291, BOLD:AAA5134; identifiedBy: AJ Fleming; dateIdentified: 2017; language: en; institutionCode: CNC; collectionCode: Insects; basisOfRecord: Pinned Specimen
- ae. scientificName: *Hyphantrophaga danausophaga*; phylum: Arthropoda; class: Insecta; order: Diptera; family: Tachinidae; genus: *Hyphantrophaga*; specificEpithet: *danausophaga*; scientificNameAuthorship: Fleming & Wood, 2018; continent: Central America; country: Costa Rica; countryCode: CR; stateProvince: Guanacaste; county: Sector El Hacha; locality: Area de Conservacion Guanacaste; verbatimLocality: Los

Inocentes; verbatimElevation: 275; verbatimLatitude: 11.0324; verbatimLongitude: -85.4993; verbatimCoordinateSystem: Decimal; decimalLatitude: 11.0324; decimalLongitude: -85.4993; samplingProtocol: Reared from the larva of the Nymphalidae, *Danaus plexippus*; verbatimEventDate: 10-Aug-2013; individualID: DHJPAR0052447; individualCount: 1; sex: male; lifeStage: adult; preparations: pinned; catalogNumber: DHJPAR0052447; occurrenceDetails: <http://janzen.sas.upenn.edu>; recordedBy: D.H. Janzen, W. Hallwachs & Lucia Rios; otherCatalogNumbers: ASHYM1801-13, 13-SRNP-21325, BOLD:AAA5134; identifiedBy: AJ Fleming; dateIdentified: 2017; language: en; institutionCode: CNC; collectionCode: Insects; basisOfRecord: Pinned Specimen

- af. scientificName: *Hyphantrophaga danausophaga*; phylum: Arthropoda; class: Insecta; order: Diptera; family: Tachinidae; genus: *Hyphantrophaga*; specificEpithet: *danausophaga*; scientificNameAuthorship: Fleming & Wood, 2018; continent: Central America; country: Costa Rica; countryCode: CR; stateProvince: Guanacaste; county: Sector El Hacha; locality: Area de Conservacion Guanacaste; verbatimLocality: Los Inocentes; verbatimElevation: 275; verbatimLatitude: 11.0324; verbatimLongitude: -85.4993; verbatimCoordinateSystem: Decimal; decimalLatitude: 11.0324; decimalLongitude: -85.4993; samplingProtocol: Reared from the larva of the Nymphalidae, *Danaus plexippus*; verbatimEventDate: 08-Aug-2013; individualID: DHJPAR0052448; individualCount: 1; sex: female; lifeStage: adult; preparations: pinned; catalogNumber: DHJPAR0052448; occurrenceDetails: <http://janzen.sas.upenn.edu>; recordedBy: D.H. Janzen, W. Hallwachs & Lucia Rios; otherCatalogNumbers: ASHYM1802-13, 13-SRNP-21279, BOLD:AAA5134; identifiedBy: AJ Fleming; dateIdentified: 2017; language: en; institutionCode: CNC; collectionCode: Insects; basisOfRecord: Pinned Specimen
- ag. scientificName: *Hyphantrophaga danausophaga*; phylum: Arthropoda; class: Insecta; order: Diptera; family: Tachinidae; genus: *Hyphantrophaga*; specificEpithet: *danausophaga*; scientificNameAuthorship: Fleming & Wood, 2018; continent: Central America; country: Costa Rica; countryCode: CR; stateProvince: Guanacaste; county: Sector El Hacha; locality: Area de Conservacion Guanacaste; verbatimLocality: Los Inocentes; verbatimElevation: 275; verbatimLatitude: 11.0324; verbatimLongitude: -85.4993; verbatimCoordinateSystem: Decimal; decimalLatitude: 11.0324; decimalLongitude: -85.4993; samplingProtocol: Reared from the larva of the Nymphalidae, *Danaus plexippus*; verbatimEventDate: 06-Aug-2013; individualID: DHJPAR0052451; individualCount: 1; sex: female; lifeStage: adult; preparations: pinned; catalogNumber: DHJPAR0052451; occurrenceDetails: <http://janzen.sas.upenn.edu>; recordedBy: D.H. Janzen, W. Hallwachs & Lucia Rios; otherCatalogNumbers: ASHYM1805-13, 13-SRNP-21288, BOLD:AAA5134; identifiedBy: AJ Fleming; dateIdentified: 2017; language: en; institutionCode: CNC; collectionCode: Insects; basisOfRecord: Pinned Specimen
- ah. scientificName: *Hyphantrophaga danausophaga*; phylum: Arthropoda; class: Insecta; order: Diptera; family: Tachinidae; genus: *Hyphantrophaga*; specificEpithet: *danausophaga*; scientificNameAuthorship: Fleming & Wood, 2018; continent: Central America; country: Costa Rica; countryCode: CR; stateProvince: Guanacaste; county: Sector El Hacha; locality: Area de Conservacion Guanacaste; verbatimLocality: Los Inocentes; verbatimElevation: 275; verbatimLatitude: 11.0324; verbatimLongitude: -85.4993; verbatimCoordinateSystem: Decimal; decimalLatitude: 11.0324; decimalLongitude: -85.4993; samplingProtocol: Reared from the larva of the Nymphalidae, *Danaus plexippus*; verbatimEventDate: 12-Aug-2013; individualID: DHJPAR0052453; individualCount: 1; sex: female; lifeStage: adult; preparations:

- pinned; catalogNumber: DHJPAR0052453; occurrenceDetails: <http://janzen.sas.upenn.edu>; recordedBy: D.H. Janzen, W. Hallwachs & Lucia Rios; otherCatalogNumbers: ASHYM1807-13, 13-SRNP-21283, BOLD:AAA5134; identifiedBy: AJ Fleming; dateIdentified: 2017; language: en; institutionCode: CNC; collectionCode: Insects; basisOfRecord: Pinned Specimen
- ai. scientificName: *Hyphantrophaga danausophaga*; phylum: Arthropoda; class: Insecta; order: Diptera; family: Tachinidae; genus: *Hyphantrophaga*; specificEpithet: *danausophaga*; scientificNameAuthorship: Fleming & Wood, 2018; continent: Central America; country: Costa Rica; countryCode: CR; stateProvince: Guanacaste; county: Sector El Hacha; locality: Area de Conservacion Guanacaste; verbatimLocality: Los Inocentes; verbatimElevation: 275; verbatimLatitude: 11.0324; verbatimLongitude: -85.4993; verbatimCoordinateSystem: Decimal; decimalLatitude: 11.0324; decimalLongitude: -85.4993; samplingProtocol: Reared from the larva of the Nymphalidae, *Danaus plexippus*; verbatimEventDate: 02-Aug-2013; individualID: DHJPAR0052483; individualCount: 1; sex: female; lifeStage: adult; preparations: pinned; catalogNumber: DHJPAR0052483; occurrenceDetails: <http://janzen.sas.upenn.edu>; recordedBy: D.H. Janzen, W. Hallwachs & Elieth Cantillano; otherCatalogNumbers: ASHYM1837-13, 13-SRNP-21247, BOLD:AAA5134; identifiedBy: AJ Fleming; dateIdentified: 2017; language: en; institutionCode: CNC; collectionCode: Insects; basisOfRecord: Pinned Specimen
- aj. scientificName: *Hyphantrophaga danausophaga*; phylum: Arthropoda; class: Insecta; order: Diptera; family: Tachinidae; genus: *Hyphantrophaga*; specificEpithet: *danausophaga*; scientificNameAuthorship: Fleming & Wood, 2018; continent: Central America; country: Costa Rica; countryCode: CR; stateProvince: Guanacaste; county: Sector El Hacha; locality: Area de Conservacion Guanacaste; verbatimLocality: Estacion Los Almendros; verbatimElevation: 290; verbatimLatitude: 11.0323; verbatimLongitude: -85.5278; verbatimCoordinateSystem: Decimal; decimalLatitude: 11.0323; decimalLongitude: -85.5278; samplingProtocol: Reared from the larva of the Nymphalidae, *Danaus plexippus*; verbatimEventDate: 16-Sep-2013; individualID: DHJPAR0053346; individualCount: 1; sex: female; lifeStage: adult; preparations: pinned; catalogNumber: DHJPAR0053346; occurrenceDetails: <http://janzen.sas.upenn.edu>; recordedBy: D.H. Janzen, W. Hallwachs & Lucia Rios; otherCatalogNumbers: ASHYM2700-13, 13-SRNP-21925, BOLD:AAA5134; identifiedBy: AJ Fleming; dateIdentified: 2017; language: en; institutionCode: CNC; collectionCode: Insects; basisOfRecord: Pinned Specimen
- ak. scientificName: *Hyphantrophaga danausophaga*; phylum: Arthropoda; class: Insecta; order: Diptera; family: Tachinidae; genus: *Hyphantrophaga*; specificEpithet: *danausophaga*; scientificNameAuthorship: Fleming & Wood, 2018; continent: Central America; country: Costa Rica; countryCode: CR; stateProvince: Guanacaste; county: Sector El Hacha; locality: Area de Conservacion Guanacaste; verbatimLocality: Los Inocentes; verbatimElevation: 275; verbatimLatitude: 11.0324; verbatimLongitude: -85.4993; verbatimCoordinateSystem: Decimal; decimalLatitude: 11.0324; decimalLongitude: -85.4993; samplingProtocol: Reared from the larva of the Nymphalidae, *Danaus plexippus*; verbatimEventDate: 11-Sep-2013; individualID: DHJPAR0053347; individualCount: 1; sex: male; lifeStage: adult; preparations: pinned; catalogNumber: DHJPAR0053347; occurrenceDetails: <http://janzen.sas.upenn.edu>; recordedBy: D.H. Janzen, W. Hallwachs & Lucia Rios; otherCatalogNumbers: ASHYM2701-13, 13-SRNP-21855, BOLD:AAA5134; identifiedBy: AJ Fleming; dateIdentified: 2017; language: en; institutionCode: CNC; collectionCode: Insects; basisOfRecord: Pinned Specimen

- al. scientificName: *Hyphantrophaga danausophaga*; phylum: Arthropoda; class: Insecta; order: Diptera; family: Tachinidae; genus: *Hyphantrophaga*; specificEpithet: *danausophaga*; scientificNameAuthorship: Fleming & Wood, 2018; continent: Central America; country: Costa Rica; countryCode: CR; stateProvince: Guanacaste; county: Sector El Hacha; locality: Area de Conservacion Guanacaste; verbatimLocality: Los Inocentes; verbatimElevation: 275; verbatimLatitude: 11.0324; verbatimLongitude: -85.4993; verbatimCoordinateSystem: Decimal; decimalLatitude: 11.0324; decimalLongitude: -85.4993; samplingProtocol: Reared from the larva of the Nymphalidae, *Danaus plexippus*; verbatimEventDate: 14-Sep-2013; individualID: DHJPAR0053348; individualCount: 1; sex: male; lifeStage: adult; preparations: pinned; catalogNumber: DHJPAR0053348; occurrenceDetails: <http://janzen.sas.upenn.edu>; recordedBy: D.H. Janzen, W. Hallwachs & Lucia Rios; otherCatalogNumbers: ASHYM2702-13, 13-SRNP-21867, BOLD:AAA5134; identifiedBy: AJ Fleming; dateIdentified: 2017; language: en; institutionCode: CNC; collectionCode: Insects; basisOfRecord: Pinned Specimen
- am. scientificName: *Hyphantrophaga danausophaga*; phylum: Arthropoda; class: Insecta; order: Diptera; family: Tachinidae; genus: *Hyphantrophaga*; specificEpithet: *danausophaga*; scientificNameAuthorship: Fleming & Wood, 2018; continent: Central America; country: Costa Rica; countryCode: CR; stateProvince: Guanacaste; county: Sector El Hacha; locality: Area de Conservacion Guanacaste; verbatimLocality: Los Inocentes; verbatimElevation: 275; verbatimLatitude: 11.0324; verbatimLongitude: -85.4993; verbatimCoordinateSystem: Decimal; decimalLatitude: 11.0324; decimalLongitude: -85.4993; samplingProtocol: Reared from the larva of the Nymphalidae, *Danaus plexippus*; verbatimEventDate: 17-Sep-2013; individualID: DHJPAR0053349; individualCount: 1; sex: male; lifeStage: adult; preparations: pinned; catalogNumber: DHJPAR0053349; occurrenceDetails: <http://janzen.sas.upenn.edu>; recordedBy: D.H. Janzen, W. Hallwachs & Lucia Rios; otherCatalogNumbers: ASHYM2703-13, 13-SRNP-22005, BOLD:AAA5134; identifiedBy: AJ Fleming; dateIdentified: 2017; language: en; institutionCode: CNC; collectionCode: Insects; basisOfRecord: Pinned Specimen
- an. scientificName: *Hyphantrophaga danausophaga*; phylum: Arthropoda; class: Insecta; order: Diptera; family: Tachinidae; genus: *Hyphantrophaga*; specificEpithet: *danausophaga*; scientificNameAuthorship: Fleming & Wood, 2018; continent: Central America; country: Costa Rica; countryCode: CR; stateProvince: Guanacaste; county: Sector El Hacha; locality: Area de Conservacion Guanacaste; verbatimLocality: Los Inocentes; verbatimElevation: 275; verbatimLatitude: 11.0324; verbatimLongitude: -85.4993; verbatimCoordinateSystem: Decimal; decimalLatitude: 11.0324; decimalLongitude: -85.4993; samplingProtocol: Reared from the larva of the Nymphalidae, *Danaus plexippus*; verbatimEventDate: 20-Sep-2013; individualID: DHJPAR0053350; individualCount: 1; sex: male; lifeStage: adult; preparations: pinned; catalogNumber: DHJPAR0053350; occurrenceDetails: <http://janzen.sas.upenn.edu>; recordedBy: D.H. Janzen, W. Hallwachs & Lucia Rios; otherCatalogNumbers: ASHYM2704-13, 13-SRNP-21873, BOLD:AAA5134; identifiedBy: AJ Fleming; dateIdentified: 2017; language: en; institutionCode: CNC; collectionCode: Insects; basisOfRecord: Pinned Specimen
- ao. scientificName: *Hyphantrophaga danausophaga*; phylum: Arthropoda; class: Insecta; order: Diptera; family: Tachinidae; genus: *Hyphantrophaga*; specificEpithet: *danausophaga*; scientificNameAuthorship: Fleming & Wood, 2018; continent: Central America; country: Costa Rica; countryCode: CR; stateProvince: Guanacaste; county: Sector El Hacha; locality: Area de Conservacion Guanacaste; verbatimLocality: Los

Inocentes; verbatimElevation: 275; verbatimLatitude: 11.0324; verbatimLongitude: -85.4993; verbatimCoordinateSystem: Decimal; decimalLatitude: 11.0324; decimalLongitude: -85.4993; samplingProtocol: Reared from the larva of the Nymphalidae, *Danaus plexippus*; verbatimEventDate: 14-Sep-2013; individualID: DHJPAR0053351; individualCount: 1; sex: male; lifeStage: adult; preparations: pinned; catalogNumber: DHJPAR0053351; occurrenceDetails: <http://janzen.sas.upenn.edu>; recordedBy: D.H. Janzen, W. Hallwachs & Lucia Rios; otherCatalogNumbers: ASHYM2705-13, 13-SRNP-21870, BOLD:AAA5134; identifiedBy: AJ Fleming; dateIdentified: 2017; language: en; institutionCode: CNC; collectionCode: Insects; basisOfRecord: Pinned Specimen

- ap. scientificName: *Hyphantrophaga danausophaga*; phylum: Arthropoda; class: Insecta; order: Diptera; family: Tachinidae; genus: *Hyphantrophaga*; specificEpithet: *danausophaga*; scientificNameAuthorship: Fleming & Wood, 2018; continent: Central America; country: Costa Rica; countryCode: CR; stateProvince: Guanacaste; county: Sector El Hacha; locality: Area de Conservacion Guanacaste; verbatimLocality: Los Inocentes; verbatimElevation: 275; verbatimLatitude: 11.0324; verbatimLongitude: -85.4993; verbatimCoordinateSystem: Decimal; decimalLatitude: 11.0324; decimalLongitude: -85.4993; samplingProtocol: Reared from the larva of the Nymphalidae, *Danaus plexippus*; verbatimEventDate: 11-Sep-2013; individualID: DHJPAR0053352; individualCount: 1; sex: female; lifeStage: adult; preparations: pinned; catalogNumber: DHJPAR0053352; occurrenceDetails: <http://janzen.sas.upenn.edu>; recordedBy: D.H. Janzen, W. Hallwachs & Lucia Rios; otherCatalogNumbers: ASHYM2706-13, 13-SRNP-21869, BOLD:AAA5134; identifiedBy: AJ Fleming; dateIdentified: 2017; language: en; institutionCode: CNC; collectionCode: Insects; basisOfRecord: Pinned Specimen
- aq. scientificName: *Hyphantrophaga danausophaga*; phylum: Arthropoda; class: Insecta; order: Diptera; family: Tachinidae; genus: *Hyphantrophaga*; specificEpithet: *danausophaga*; scientificNameAuthorship: Fleming & Wood, 2018; continent: Central America; country: Costa Rica; countryCode: CR; stateProvince: Guanacaste; county: Sector El Hacha; locality: Area de Conservacion Guanacaste; verbatimLocality: Los Inocentes; verbatimElevation: 275; verbatimLatitude: 11.0324; verbatimLongitude: -85.4993; verbatimCoordinateSystem: Decimal; decimalLatitude: 11.0324; decimalLongitude: -85.4993; samplingProtocol: Reared from the larva of the Nymphalidae, *Danaus plexippus*; verbatimEventDate: unavailable, 2013; individualID: DHJPAR0053353; individualCount: 1; sex: male; lifeStage: adult; preparations: pinned; catalogNumber: DHJPAR0053353; occurrenceDetails: <http://janzen.sas.upenn.edu>; recordedBy: D.H. Janzen, W. Hallwachs & Lucia Rios; otherCatalogNumbers: ASHYM2707-13, 13-SRNP-21921, BOLD:AAA5134; identifiedBy: AJ Fleming; dateIdentified: 2017; language: en; institutionCode: CNC; collectionCode: Insects; basisOfRecord: Pinned Specimen
- ar. scientificName: *Hyphantrophaga danausophaga*; phylum: Arthropoda; class: Insecta; order: Diptera; family: Tachinidae; genus: *Hyphantrophaga*; specificEpithet: *danausophaga*; scientificNameAuthorship: Fleming & Wood, 2018; continent: Central America; country: Costa Rica; countryCode: CR; stateProvince: Guanacaste; county: Sector El Hacha; locality: Area de Conservacion Guanacaste; verbatimLocality: Los Inocentes; verbatimElevation: 275; verbatimLatitude: 11.0324; verbatimLongitude: -85.4993; verbatimCoordinateSystem: Decimal; decimalLatitude: 11.0324; decimalLongitude: -85.4993; samplingProtocol: Reared from the larva of the Nymphalidae, *Danaus plexippus*; verbatimEventDate: unavailable, 2013; individualID: DHJPAR0053354; individualCount: 1; sex: male; lifeStage: adult; preparations: pinned;

- catalogNumber: DHJPAR0053354; occurrenceDetails: <http://janzen.sas.upenn.edu>;
 recordedBy: D.H. Janzen, W. Hallwachs & Lucia Rios; otherCatalogNumbers:
 ASHYM2708-13, 13-SRNP-21924, BOLD:AAA5134; identifiedBy: AJ Fleming;
 dateIdentified: 2017; language: en; institutionCode: CNC; collectionCode: Insects;
 basisOfRecord: Pinned Specimen
- as. scientificName: *Hyphantrophaga danausophaga*; phylum: Arthropoda; class: Insecta;
 order: Diptera; family: Tachinidae; genus: *Hyphantrophaga*; specificEpithet:
danausophaga; scientificNameAuthorship: Fleming & Wood, 2018; continent: Central
 America; country: Costa Rica; countryCode: CR; stateProvince: Guanacaste; county:
 Sector El Hacha; locality: Area de Conservacion Guanacaste; verbatimLocality: Los
 Inocentes; verbatimElevation: 275; verbatimLatitude: 11.0324; verbatimLongitude:
 -85.4993; verbatimCoordinateSystem: Decimal; decimalLatitude: 11.0324;
 decimalLongitude: -85.4993; samplingProtocol: Reared from the larva of the
 Nymphalidae, *Danaus plexippus*; verbatimEventDate: 12-Sep-2013; individualID:
 DHJPAR0053355; individualCount: 1; sex: female; lifeStage: adult; preparations:
 pinned; catalogNumber: DHJPAR0053355; occurrenceDetails: <http://janzen.sas.upenn.edu>;
 recordedBy: D.H. Janzen, W. Hallwachs & Lucia Rios;
 otherCatalogNumbers: ASHYM2709-13, 13-SRNP-21859, BOLD:AAA5134;
 identifiedBy: AJ Fleming; dateIdentified: 2017; language: en; institutionCode: CNC;
 collectionCode: Insects; basisOfRecord: Pinned Specimen
- at. scientificName: *Hyphantrophaga danausophaga*; phylum: Arthropoda; class: Insecta;
 order: Diptera; family: Tachinidae; genus: *Hyphantrophaga*; specificEpithet:
danausophaga; scientificNameAuthorship: Fleming & Wood, 2018; continent: Central
 America; country: Costa Rica; countryCode: CR; stateProvince: Guanacaste; county:
 Sector El Hacha; locality: Area de Conservacion Guanacaste; verbatimLocality: Los
 Inocentes; verbatimElevation: 275; verbatimLatitude: 11.0324; verbatimLongitude:
 -85.4993; verbatimCoordinateSystem: Decimal; decimalLatitude: 11.0324;
 decimalLongitude: -85.4993; samplingProtocol: Reared from the larva of the
 Nymphalidae, *Danaus plexippus*; verbatimEventDate: 12-Sep-2013; individualID:
 DHJPAR0053356; individualCount: 1; sex: male; lifeStage: adult; preparations: pinned;
 catalogNumber: DHJPAR0053356; occurrenceDetails: <http://janzen.sas.upenn.edu>;
 recordedBy: D.H. Janzen, W. Hallwachs & Lucia Rios; otherCatalogNumbers:
 ASHYM2710-13, 13-SRNP-21854, BOLD:AAA5134; identifiedBy: AJ Fleming;
 dateIdentified: 2017; language: en; institutionCode: CNC; collectionCode: Insects;
 basisOfRecord: Pinned Specimen
- au. scientificName: *Hyphantrophaga danausophaga*; phylum: Arthropoda; class: Insecta;
 order: Diptera; family: Tachinidae; genus: *Hyphantrophaga*; specificEpithet:
danausophaga; scientificNameAuthorship: Fleming & Wood, 2018; continent: Central
 America; country: Costa Rica; countryCode: CR; stateProvince: Guanacaste; county:
 Sector El Hacha; locality: Area de Conservacion Guanacaste; verbatimLocality: Los
 Inocentes; verbatimElevation: 275; verbatimLatitude: 11.0324; verbatimLongitude:
 -85.4993; verbatimCoordinateSystem: Decimal; decimalLatitude: 11.0324;
 decimalLongitude: -85.4993; samplingProtocol: Reared from the larva of the
 Nymphalidae, *Danaus plexippus*; verbatimEventDate: 14-Oct-2013; individualID:
 DHJPAR0053359; individualCount: 1; sex: female; lifeStage: adult; preparations:
 pinned; catalogNumber: DHJPAR0053359; occurrenceDetails: <http://janzen.sas.upenn.edu>;
 recordedBy: D.H. Janzen, W. Hallwachs & Lucia Rios;
 otherCatalogNumbers: ASHYM2713-13, 13-SRNP-21995, BOLD:AAA5134;
 identifiedBy: AJ Fleming; dateIdentified: 2017; language: en; institutionCode: CNC;
 collectionCode: Insects; basisOfRecord: Pinned Specimen

- av. scientificName: *Hyphantrophaga danausophaga*; phylum: Arthropoda; class: Insecta; order: Diptera; family: Tachinidae; genus: *Hyphantrophaga*; specificEpithet: *danausophaga*; scientificNameAuthorship: Fleming & Wood, 2018; continent: Central America; country: Costa Rica; countryCode: CR; stateProvince: Guanacaste; county: Sector El Hacha; locality: Area de Conservacion Guanacaste; verbatimLocality: Los Inocentes; verbatimElevation: 275; verbatimLatitude: 11.0324; verbatimLongitude: -85.4993; verbatimCoordinateSystem: Decimal; decimalLatitude: 11.0324; decimalLongitude: -85.4993; samplingProtocol: Reared from the larva of the Nymphalidae, *Danaus plexippus*; verbatimEventDate: 03-Sep-2013; individualID: DHJPAR0053360; individualCount: 1; sex: female; lifeStage: adult; preparations: pinned; catalogNumber: DHJPAR0053360; occurrenceDetails: <http://janzen.sas.upenn.edu>; recordedBy: D.H. Janzen, W. Hallwachs & Lucia Rios; otherCatalogNumbers: ASHYM2714-13, 13-SRNP-21853, BOLD:AAA5134; identifiedBy: AJ Fleming; dateIdentified: 2017; language: en; institutionCode: CNC; collectionCode: Insects; basisOfRecord: Pinned Specimen
- aw. scientificName: *Hyphantrophaga danausophaga*; phylum: Arthropoda; class: Insecta; order: Diptera; family: Tachinidae; genus: *Hyphantrophaga*; specificEpithet: *danausophaga*; scientificNameAuthorship: Fleming & Wood, 2018; continent: Central America; country: Costa Rica; countryCode: CR; stateProvince: Guanacaste; county: Sector El Hacha; locality: Area de Conservacion Guanacaste; verbatimLocality: Los Inocentes; verbatimElevation: 275; verbatimLatitude: 11.0324; verbatimLongitude: -85.4993; verbatimCoordinateSystem: Decimal; decimalLatitude: 11.0324; decimalLongitude: -85.4993; samplingProtocol: Reared from the larva of the Nymphalidae, *Danaus plexippus*; verbatimEventDate: 13-Sep-2013; individualID: DHJPAR0053361; individualCount: 1; sex: female; lifeStage: adult; preparations: pinned; catalogNumber: DHJPAR0053361; occurrenceDetails: <http://janzen.sas.upenn.edu>; recordedBy: D.H. Janzen, W. Hallwachs & Lucia Rios; otherCatalogNumbers: ASHYM2715-13, 13-SRNP-21852, BOLD:AAA5134; identifiedBy: AJ Fleming; dateIdentified: 2017; language: en; institutionCode: CNC; collectionCode: Insects; basisOfRecord: Pinned Specimen
- ax. scientificName: *Hyphantrophaga danausophaga*; phylum: Arthropoda; class: Insecta; order: Diptera; family: Tachinidae; genus: *Hyphantrophaga*; specificEpithet: *danausophaga*; scientificNameAuthorship: Fleming & Wood, 2018; continent: Central America; country: Costa Rica; countryCode: CR; stateProvince: Guanacaste; county: Sector El Hacha; locality: Area de Conservacion Guanacaste; verbatimLocality: Los Inocentes; verbatimElevation: 275; verbatimLatitude: 11.0324; verbatimLongitude: -85.4993; verbatimCoordinateSystem: Decimal; decimalLatitude: 11.0324; decimalLongitude: -85.4993; samplingProtocol: Reared from the larva of the Nymphalidae, *Danaus plexippus*; verbatimEventDate: 14-Oct-2013; individualID: DHJPAR0053363; individualCount: 1; sex: female; lifeStage: adult; preparations: pinned; catalogNumber: DHJPAR0053363; occurrenceDetails: <http://janzen.sas.upenn.edu>; recordedBy: D.H. Janzen, W. Hallwachs & Lucia Rios; otherCatalogNumbers: ASHYM2717-13, 13-SRNP-22002, BOLD:AAA5134; identifiedBy: AJ Fleming; dateIdentified: 2017; language: en; institutionCode: CNC; collectionCode: Insects; basisOfRecord: Pinned Specimen
- ay. scientificName: *Hyphantrophaga danausophaga*; phylum: Arthropoda; class: Insecta; order: Diptera; family: Tachinidae; genus: *Hyphantrophaga*; specificEpithet: *danausophaga*; scientificNameAuthorship: Fleming & Wood, 2018; continent: Central America; country: Costa Rica; countryCode: CR; stateProvince: Guanacaste; county: Sector El Hacha; locality: Area de Conservacion Guanacaste; verbatimLocality: Los

Inocentes; verbatimElevation: 275; verbatimLatitude: 11.0324; verbatimLongitude: -85.4993; verbatimCoordinateSystem: Decimal; decimalLatitude: 11.0324; decimalLongitude: -85.4993; samplingProtocol: Reared from the larva of the Nymphalidae, *Danaus plexippus*; verbatimEventDate: 10-Aug-2013; individualID: DHJPAR0053370; individualCount: 1; sex: male; lifeStage: adult; preparations: pinned; catalogNumber: DHJPAR0053370; occurrenceDetails: <http://janzen.sas.upenn.edu>; recordedBy: D.H. Janzen, W. Hallwachs & Elieth Cantillano; otherCatalogNumbers: ASHYM2724-13, 13-SRNP-21248, BOLD:AAA5134; identifiedBy: AJ Fleming; dateIdentified: 2017; language: en; institutionCode: CNC; collectionCode: Insects; basisOfRecord: Pinned Specimen

- az. scientificName: *Hyphantrophaga danausophaga*; phylum: Arthropoda; class: Insecta; order: Diptera; family: Tachinidae; genus: *Hyphantrophaga*; specificEpithet: *danausophaga*; scientificNameAuthorship: Fleming & Wood, 2018; continent: Central America; country: Costa Rica; countryCode: CR; stateProvince: Guanacaste; county: Sector El Hacha; locality: Area de Conservacion Guanacaste; verbatimLocality: Los Inocentes; verbatimElevation: 275; verbatimLatitude: 11.0324; verbatimLongitude: -85.4993; verbatimCoordinateSystem: Decimal; decimalLatitude: 11.0324; decimalLongitude: -85.4993; samplingProtocol: Reared from the larva of the Nymphalidae, *Danaus plexippus*; verbatimEventDate: 23-Sep-2013; individualID: DHJPAR0053371; individualCount: 1; sex: female; lifeStage: adult; preparations: pinned; catalogNumber: DHJPAR0053371; occurrenceDetails: <http://janzen.sas.upenn.edu>; recordedBy: D.H. Janzen, W. Hallwachs & Lucia Rios; otherCatalogNumbers: ASHYM2725-13, 13-SRNP-22004, BOLD:AAA5134; identifiedBy: AJ Fleming; dateIdentified: 2017; language: en; institutionCode: CNC; collectionCode: Insects; basisOfRecord: Pinned Specimen
- ba. scientificName: *Hyphantrophaga danausophaga*; phylum: Arthropoda; class: Insecta; order: Diptera; family: Tachinidae; genus: *Hyphantrophaga*; specificEpithet: *danausophaga*; scientificNameAuthorship: Fleming & Wood, 2018; continent: Central America; country: Costa Rica; countryCode: CR; stateProvince: Guanacaste; county: Sector El Hacha; locality: Area de Conservacion Guanacaste; verbatimLocality: Los Inocentes; verbatimElevation: 275; verbatimLatitude: 11.0324; verbatimLongitude: -85.4993; verbatimCoordinateSystem: Decimal; decimalLatitude: 11.0324; decimalLongitude: -85.4993; samplingProtocol: Reared from the larva of the Nymphalidae, *Danaus plexippus*; verbatimEventDate: 23-Sep-2013; individualID: DHJPAR0053372; individualCount: 1; sex: female; lifeStage: adult; preparations: pinned; catalogNumber: DHJPAR0053372; occurrenceDetails: <http://janzen.sas.upenn.edu>; recordedBy: D.H. Janzen, W. Hallwachs & Lucia Rios; otherCatalogNumbers: ASHYM2726-13, 13-SRNP-21994, BOLD:AAA5134; identifiedBy: AJ Fleming; dateIdentified: 2017; language: en; institutionCode: CNC; collectionCode: Insects; basisOfRecord: Pinned Specimen
- bb. scientificName: *Hyphantrophaga danausophaga*; phylum: Arthropoda; class: Insecta; order: Diptera; family: Tachinidae; genus: *Hyphantrophaga*; specificEpithet: *danausophaga*; scientificNameAuthorship: Fleming & Wood, 2018; continent: Central America; country: Costa Rica; countryCode: CR; stateProvince: Guanacaste; county: Sector El Hacha; locality: Area de Conservacion Guanacaste; verbatimLocality: Los Inocentes; verbatimElevation: 275; verbatimLatitude: 11.0324; verbatimLongitude: -85.4993; verbatimCoordinateSystem: Decimal; decimalLatitude: 11.0324; decimalLongitude: -85.4993; samplingProtocol: Reared from the larva of the Nymphalidae, *Danaus plexippus*; verbatimEventDate: 17-Sep-2013; individualID: DHJPAR0053373; individualCount: 1; sex: female; lifeStage: adult; preparations:

- pinned; catalogNumber: DHJPAR0053373; occurrenceDetails: <http://janzen.sas.upenn.edu>; recordedBy: D.H. Janzen, W. Hallwachs & Lucia Rios; otherCatalogNumbers: ASHYM2727-13, 13-SRNP-21990, BOLD:AAA5134; identifiedBy: AJ Fleming; dateIdentified: 2017; language: en; institutionCode: CNC; collectionCode: Insects; basisOfRecord: Pinned Specimen
- bc. scientificName: *Hyphantrophaga danausophaga*; phylum: Arthropoda; class: Insecta; order: Diptera; family: Tachinidae; genus: *Hyphantrophaga*; specificEpithet: *danausophaga*; scientificNameAuthorship: Fleming & Wood, 2018; continent: Central America; country: Costa Rica; countryCode: CR; stateProvince: Guanacaste; county: Sector El Hacha; locality: Area de Conservacion Guanacaste; verbatimLocality: Los Inocentes; verbatimElevation: 275; verbatimLatitude: 11.0324; verbatimLongitude: -85.4993; verbatimCoordinateSystem: Decimal; decimalLatitude: 11.0324; decimalLongitude: -85.4993; samplingProtocol: Reared from the larva of the Nymphalidae, *Danaus plexippus*; verbatimEventDate: 23-Sep-2013; individualID: DHJPAR0053374; individualCount: 1; sex: male; lifeStage: adult; preparations: pinned; catalogNumber: DHJPAR0053374; occurrenceDetails: <http://janzen.sas.upenn.edu>; recordedBy: D.H. Janzen, W. Hallwachs & Lucia Rios; otherCatalogNumbers: ASHYM2728-13, 13-SRNP-22022, BOLD:AAA5134; identifiedBy: AJ Fleming; dateIdentified: 2017; language: en; institutionCode: CNC; collectionCode: Insects; basisOfRecord: Pinned Specimen
- bd. scientificName: *Hyphantrophaga danausophaga*; phylum: Arthropoda; class: Insecta; order: Diptera; family: Tachinidae; genus: *Hyphantrophaga*; specificEpithet: *danausophaga*; scientificNameAuthorship: Fleming & Wood, 2018; continent: Central America; country: Costa Rica; countryCode: CR; stateProvince: Guanacaste; county: Sector El Hacha; locality: Area de Conservacion Guanacaste; verbatimLocality: Los Inocentes; verbatimElevation: 275; verbatimLatitude: 11.0324; verbatimLongitude: -85.4993; verbatimCoordinateSystem: Decimal; decimalLatitude: 11.0324; decimalLongitude: -85.4993; samplingProtocol: Reared from the larva of the Nymphalidae, *Danaus plexippus*; verbatimEventDate: 17-Sep-2013; individualID: DHJPAR0053377; individualCount: 1; sex: female; lifeStage: adult; preparations: pinned; catalogNumber: DHJPAR0053377; occurrenceDetails: <http://janzen.sas.upenn.edu>; recordedBy: D.H. Janzen, W. Hallwachs & Lucia Rios; otherCatalogNumbers: ASHYM2731-13, 13-SRNP-21991, BOLD:AAA5134; identifiedBy: AJ Fleming; dateIdentified: 2017; language: en; institutionCode: CNC; collectionCode: Insects; basisOfRecord: Pinned Specimen
- be. scientificName: *Hyphantrophaga danausophaga*; phylum: Arthropoda; class: Insecta; order: Diptera; family: Tachinidae; genus: *Hyphantrophaga*; specificEpithet: *danausophaga*; scientificNameAuthorship: Fleming & Wood, 2018; continent: Central America; country: Costa Rica; countryCode: CR; stateProvince: Guanacaste; county: Sector El Hacha; locality: Area de Conservacion Guanacaste; verbatimLocality: Los Inocentes; verbatimElevation: 275; verbatimLatitude: 11.0324; verbatimLongitude: -85.4993; verbatimCoordinateSystem: Decimal; decimalLatitude: 11.0324; decimalLongitude: -85.4993; samplingProtocol: Reared from the larva of the Nymphalidae, *Danaus plexippus*; verbatimEventDate: 11-Sep-2013; individualID: DHJPAR0053379; individualCount: 1; lifeStage: adult; preparations: pinned; catalogNumber: DHJPAR0053379; occurrenceDetails: <http://janzen.sas.upenn.edu>; recordedBy: D.H. Janzen, W. Hallwachs & Lucia Rios; otherCatalogNumbers: ASHYM2733-13, 13-SRNP-21866,; identifiedBy: AJ Fleming; dateIdentified: 2017; language: en; institutionCode: CNC; collectionCode: Insects; basisOfRecord: Pinned Specimen

- bf. scientificName: *Hyphantrophaga danausophaga*; phylum: Arthropoda; class: Insecta; order: Diptera; family: Tachinidae; genus: *Hyphantrophaga*; specificEpithet: *danausophaga*; scientificNameAuthorship: Fleming & Wood, 2018; continent: Central America; country: Costa Rica; countryCode: CR; stateProvince: Guanacaste; county: Sector El Hacha; locality: Area de Conservacion Guanacaste; verbatimLocality: Los Inocentes; verbatimElevation: 275; verbatimLatitude: 11.0324; verbatimLongitude: -85.4993; verbatimCoordinateSystem: Decimal; decimalLatitude: 11.0324; decimalLongitude: -85.4993; samplingProtocol: Reared from the larva of the Nymphalidae, *Danaus plexippus*; verbatimEventDate: 11-Sep-2013; individualID: DHJPAR0053380; individualCount: 1; sex: male; lifeStage: adult; preparations: pinned; catalogNumber: DHJPAR0053380; occurrenceDetails: <http://janzen.sas.upenn.edu>; recordedBy: D.H. Janzen, W. Hallwachs & Lucia Rios; otherCatalogNumbers: ASHYM2734-13, 13-SRNP-21872, BOLD:AAA5134; identifiedBy: AJ Fleming; dateIdentified: 2017; language: en; institutionCode: CNC; collectionCode: Insects; basisOfRecord: Pinned Specimen
- bg. scientificName: *Hyphantrophaga danausophaga*; phylum: Arthropoda; class: Insecta; order: Diptera; family: Tachinidae; genus: *Hyphantrophaga*; specificEpithet: *danausophaga*; scientificNameAuthorship: Fleming & Wood, 2018; continent: Central America; country: Costa Rica; countryCode: CR; stateProvince: Guanacaste; county: Sector El Hacha; locality: Area de Conservacion Guanacaste; verbatimLocality: Los Inocentes; verbatimElevation: 275; verbatimLatitude: 11.0324; verbatimLongitude: -85.4993; verbatimCoordinateSystem: Decimal; decimalLatitude: 11.0324; decimalLongitude: -85.4993; samplingProtocol: Reared from the larva of the Nymphalidae, *Danaus plexippus*; verbatimEventDate: 13-Sep-2013; individualID: DHJPAR0053383; individualCount: 1; sex: male; lifeStage: adult; preparations: pinned; catalogNumber: DHJPAR0053383; occurrenceDetails: <http://janzen.sas.upenn.edu>; recordedBy: D.H. Janzen, W. Hallwachs & Lucia Rios; otherCatalogNumbers: ASHYM2737-13, 13-SRNP-21871, BOLD:AAA5134; identifiedBy: AJ Fleming; dateIdentified: 2017; language: en; institutionCode: CNC; collectionCode: Insects; basisOfRecord: Pinned Specimen
- bh. scientificName: *Hyphantrophaga danausophaga*; phylum: Arthropoda; class: Insecta; order: Diptera; family: Tachinidae; genus: *Hyphantrophaga*; specificEpithet: *danausophaga*; scientificNameAuthorship: Fleming & Wood, 2018; continent: Central America; country: Costa Rica; countryCode: CR; stateProvince: Guanacaste; county: Sector El Hacha; locality: Area de Conservacion Guanacaste; verbatimLocality: Los Inocentes; verbatimElevation: 275; verbatimLatitude: 11.0324; verbatimLongitude: -85.4993; verbatimCoordinateSystem: Decimal; decimalLatitude: 11.0324; decimalLongitude: -85.4993; samplingProtocol: Reared from the larva of the Nymphalidae, *Danaus plexippus*; verbatimEventDate: 01-Sep-2013; individualID: DHJPAR0053384; individualCount: 1; sex: male; lifeStage: adult; preparations: pinned; catalogNumber: DHJPAR0053384; occurrenceDetails: <http://janzen.sas.upenn.edu>; recordedBy: D.H. Janzen, W. Hallwachs & Lucia Rios; otherCatalogNumbers: ASHYM2738-13, 13-SRNP-21767, BOLD:AAA5134; identifiedBy: AJ Fleming; dateIdentified: 2017; language: en; institutionCode: CNC; collectionCode: Insects; basisOfRecord: Pinned Specimen
- bi. scientificName: *Hyphantrophaga danausophaga*; phylum: Arthropoda; class: Insecta; order: Diptera; family: Tachinidae; genus: *Hyphantrophaga*; specificEpithet: *danausophaga*; scientificNameAuthorship: Fleming & Wood, 2018; continent: Central America; country: Costa Rica; countryCode: CR; stateProvince: Guanacaste; county: Sector El Hacha; locality: Area de Conservacion Guanacaste; verbatimLocality: Los

- Inocentes; verbatimElevation: 275; verbatimLatitude: 11.0324; verbatimLongitude: -85.4993; verbatimCoordinateSystem: Decimal; decimalLatitude: 11.0324; decimalLongitude: -85.4993; samplingProtocol: Reared from the larva of the Nymphalidae, *Danaus plexippus*; verbatimEventDate: 14-Sep-2013; individualID: DHJPAR0053387; individualCount: 1; sex: female; lifeStage: adult; preparations: pinned; catalogNumber: DHJPAR0053387; occurrenceDetails: <http://janzen.sas.upenn.edu>; recordedBy: D.H. Janzen, W. Hallwachs & Lucia Rios; otherCatalogNumbers: ASHYM2741-13, 13-SRNP-21858, BOLD:AAA5134; identifiedBy: AJ Fleming; dateIdentified: 2017; language: en; institutionCode: CNC; collectionCode: Insects; basisOfRecord: Pinned Specimen
- bj. scientificName: *Hyphantrophaga danausophaga*; phylum: Arthropoda; class: Insecta; order: Diptera; family: Tachinidae; genus: *Hyphantrophaga*; specificEpithet: *danausophaga*; scientificNameAuthorship: Fleming & Wood, 2018; continent: Central America; country: Costa Rica; countryCode: CR; stateProvince: Guanacaste; county: Sector El Hacha; locality: Area de Conservacion Guanacaste; verbatimLocality: Los Inocentes; verbatimElevation: 275; verbatimLatitude: 11.0324; verbatimLongitude: -85.4993; verbatimCoordinateSystem: Decimal; decimalLatitude: 11.0324; decimalLongitude: -85.4993; samplingProtocol: Reared from the larva of the Nymphalidae, *Danaus plexippus*; verbatimEventDate: 16-Sep-2013; individualID: DHJPAR0053388; individualCount: 1; sex: male; lifeStage: adult; preparations: pinned; catalogNumber: DHJPAR0053388; occurrenceDetails: <http://janzen.sas.upenn.edu>; recordedBy: D.H. Janzen, W. Hallwachs & Lucia Rios; otherCatalogNumbers: ASHYM2742-13, 13-SRNP-21922, BOLD:AAA5134; identifiedBy: AJ Fleming; dateIdentified: 2017; language: en; institutionCode: CNC; collectionCode: Insects; basisOfRecord: Pinned Specimen
- bk. scientificName: *Hyphantrophaga danausophaga*; phylum: Arthropoda; class: Insecta; order: Diptera; family: Tachinidae; genus: *Hyphantrophaga*; specificEpithet: *danausophaga*; scientificNameAuthorship: Fleming & Wood, 2018; continent: Central America; country: Costa Rica; countryCode: CR; stateProvince: Guanacaste; county: Sector El Hacha; locality: Area de Conservacion Guanacaste; verbatimLocality: Estacion Los Almendros; verbatimElevation: 290; verbatimLatitude: 11.0323; verbatimLongitude: -85.5278; verbatimCoordinateSystem: Decimal; decimalLatitude: 11.0323; decimalLongitude: -85.5278; samplingProtocol: Reared from the larva of the Nymphalidae, *Danaus plexippus*; verbatimEventDate: 07-Jan-2014; individualID: DHJPAR0054978; individualCount: 1; sex: male; lifeStage: adult; preparations: pinned; catalogNumber: DHJPAR0054978; occurrenceDetails: <http://janzen.sas.upenn.edu>; recordedBy: D.H. Janzen, W. Hallwachs & Lucia Rios; otherCatalogNumbers: ASHYH1525-14, 13-SRNP-22908, BOLD:AAA5134; identifiedBy: AJ Fleming; dateIdentified: 2017; language: en; institutionCode: CNC; collectionCode: Insects; basisOfRecord: Pinned Specimen
- bl. scientificName: *Hyphantrophaga danausophaga*; phylum: Arthropoda; class: Insecta; order: Diptera; family: Tachinidae; genus: *Hyphantrophaga*; specificEpithet: *danausophaga*; scientificNameAuthorship: Fleming & Wood, 2018; continent: Central America; country: Costa Rica; countryCode: CR; stateProvince: Guanacaste; county: Sector El Hacha; locality: Area de Conservacion Guanacaste; verbatimLocality: Rio Sabalo; verbatimCoordinateSystem: Decimal; samplingProtocol: Reared from the larva of the Nymphalidae, *Danaus plexippus*; verbatimEventDate: unavailable, 2016; individualID: DHJPAR0057601; individualCount: 1; lifeStage: adult; preparations: pinned; catalogNumber: DHJPAR0057601; occurrenceDetails: <http://janzen.sas.upenn.edu>; recordedBy: D.H. Janzen, W. Hallwachs & Lucia Rios;

- otherCatalogNumbers: ASTAX013-15, 15-SRNP-20226.; identifiedBy: AJ Fleming; dateIdentified: 2017; language: en; institutionCode: CNC; collectionCode: Insects; basisOfRecord: Pinned Specimen
- bm. scientificName: *Hyphantrophaga danausophaga*; phylum: Arthropoda; class: Insecta; order: Diptera; family: Tachinidae; genus: *Hyphantrophaga*; specificEpithet: *danausophaga*; scientificNameAuthorship: Fleming & Wood, 2018; continent: Central America; country: Costa Rica; countryCode: CR; stateProvince: Guanacaste; county: Sector San Cristobal; locality: Area de Conservacion Guanacaste; verbatimLocality: Finca San Gabriel; verbatimElevation: 645; verbatimLatitude: 10.8777; verbatimLongitude: -85.3934; verbatimCoordinateSystem: Decimal; decimalLatitude: 10.8777; decimalLongitude: -85.3934; samplingProtocol: Reared from the larva of the Nymphalidae, *Danaus plexippus*; verbatimEventDate: 13-Apr-2017; individualID: DHJPAR0060975; individualCount: 1; lifeStage: adult; preparations: pinned; catalogNumber: DHJPAR0060975; occurrenceDetails: <http://janzen.sas.upenn.edu>; recordedBy: D.H. Janzen, W. Hallwachs & Osvaldo Espinoza; otherCatalogNumbers: ACGBA7396-17, 17-SRNP-605, BOLD:AAA5134; identifiedBy: AJ Fleming; dateIdentified: 2017; language: en; institutionCode: CNC; collectionCode: Insects; basisOfRecord: Pinned Specimen
- bn. scientificName: *Hyphantrophaga danausophaga*; phylum: Arthropoda; class: Insecta; order: Diptera; family: Tachinidae; genus: *Hyphantrophaga*; specificEpithet: *danausophaga*; scientificNameAuthorship: Fleming & Wood, 2018; continent: Central America; country: Costa Rica; countryCode: CR; stateProvince: Guanacaste; county: Sector San Cristobal; locality: Area de Conservacion Guanacaste; verbatimLocality: Finca San Gabriel; verbatimElevation: 645; verbatimLatitude: 10.8777; verbatimLongitude: -85.3934; verbatimCoordinateSystem: Decimal; decimalLatitude: 10.8777; decimalLongitude: -85.3934; samplingProtocol: Reared from the larva of the Nymphalidae, *Danaus plexippus*; verbatimEventDate: 08-Apr-2017; individualID: DHJPAR0060977; individualCount: 1; lifeStage: adult; preparations: pinned; catalogNumber: DHJPAR0060977; occurrenceDetails: <http://janzen.sas.upenn.edu>; recordedBy: D.H. Janzen, W. Hallwachs & Osvaldo Espinoza; otherCatalogNumbers: ACGBA7398-17, 17-SRNP-602, BOLD:AAA5134; identifiedBy: AJ Fleming; dateIdentified: 2017; language: en; institutionCode: CNC; collectionCode: Insects; basisOfRecord: Pinned Specimen
- bo. scientificName: *Hyphantrophaga danausophaga*; phylum: Arthropoda; class: Insecta; order: Diptera; family: Tachinidae; genus: *Hyphantrophaga*; specificEpithet: *danausophaga*; scientificNameAuthorship: Fleming & Wood, 2018; continent: Central America; country: Costa Rica; countryCode: CR; stateProvince: Guanacaste; county: Sector San Cristobal; locality: Area de Conservacion Guanacaste; verbatimLocality: Finca San Gabriel; verbatimElevation: 645; verbatimLatitude: 10.8777; verbatimLongitude: -85.3934; verbatimCoordinateSystem: Decimal; samplingProtocol: Reared from the larva of the Nymphalidae, *Danaus plexippus*; verbatimEventDate: 08-Apr-2017; individualID: DHJPAR0060978; individualCount: 1; lifeStage: adult; preparations: pinned; catalogNumber: DHJPAR0060978; occurrenceDetails: <http://janzen.sas.upenn.edu>; recordedBy: D.H. Janzen, W. Hallwachs & Osvaldo Espinoza; otherCatalogNumbers: ACGBA7399-17, 17-SRNP-603, BOLD:AAA5134; identifiedBy: AJ Fleming; dateIdentified: 2017; language: en; institutionCode: CNC; collectionCode: Insects; basisOfRecord: Pinned Specimen

Description

Male (Fig. 9). Length: 7–11mm. **Head** (Fig. 9b): vertex $1/4$ of head width; two reclinate upper orbital setae; ocellar setae arising beside anterior ocellus; ocellar triangle of dark blackened gold colour, with light gold tomentum around margin; fronto-orbital plate dull grey tomentose with slight gold tinge, gold stronger around vertex; eye densely haired; fronto-orbital plate setulose, setulae not extending below lowest frontal seta; fronto-orbital plate shiny silver; parafacial bare; facial ridge bare; pedicel black with a small spot of orange basally, sometimes extending into adjacent region of postpedicel; otherwise concolorous with postpedicel; arista black, very minutely pubescent, gradually tapered apically, beginning on basal $1/3$ – $1/4$; palpus ranging from yellow to brown. **Thorax** (Fig. 9a, c): entirely densely hirsute with short black setulae amongst setae; prosternum setose with 1–3 strong setae surrounded by a brush of weaker setulae; four prominent dorsal vittae, outermost two broken across suture, innermost pair unbroken across suture, not reaching beyond 2nd postsutural dorsocentral seta; postpronotum with five setae arranged in a triangle; chaetotaxy: acrostichal setae 3:3; dorsocentral setae 3:4; intra-alar setae 3:3; supra-alar setae 2:3; katepisternum with three setae, basal seta weakest, arising anterior to suture; lateral scutellar setae $1/2$ as long as subapical setae, slightly curving inwards medially; subapical setae subequal in length of basal scutellar setae, the latter arising above plane of remaining marginal scutellar setae; apical scutellar setae ranging from $1/2$ as long as lateral scutellar setae to subequal in length but $1/2$ the diameter; one pair of discal scutellar setae; scutellum gold tomentose along posterior margin, transitioning to grey tomentose along basal edge. **Legs** (Fig. 9c): femora and coxae black in ground colour; tibiae yellow in ground colour, densely covered in short black hairs; appearing darkened almost black; fore femur with dense silver tomentum on posterodorsal surface; hind coxa either bare or with a single seta along posterior margin. **Wing** (Fig. 9a): pale translucent, not distinctly infusate; vein R_{4+5} with 2–3 (most often 2) setulae at base. **Abdomen** (Fig. 9a, c): ground colour brown; middorsal depression on ST_{1+2} extending almost to margin; median marginal setae absent on ST_{1+2} and T_3 ; a complete row of marginal setae present on T_4 ; discal setae only on T_5 ; sex patch covering ventral surfaces of T_4 – T_5 and posterior $1/3$ of T_3 ; distinct tomentose bands along anterior $2/3$ of T_3 and T_4 , broken medially by a dorsocentral stripe; T_5 with silver tomentum over its entirety. **Terminalia**: sternite 5 (Fig. 9f) with a deeply excavated median cleft, smoothly U-shaped, margins covered in dense tomentum. Lateral lobes of sternite rounded apically, with 2–3 strong setae surrounded by many shorter, weaker setulae. Anterior plate of sternite 5 from subequal to slightly longer than apical lobes; unsclerotised "window" appearing blunt convex, with a slightly rectangular base and a wider crown making it appear mushroom-shaped, as wide as median cleft. Cerci in posterior view (Fig. 9d) rectangular and slightly shorter than surstyli, blunt and rounded at apex, completely separate medially, appearing slightly divergent basally, twice as wide as at apex; in lateral view with a slight downward curve in apical $1/3$; densely setulose along basal $2/3$ dorsally, setulose ventrally along entire length (visible in lateral view). Surstylus in lateral view (Fig. 9e) narrow, almost parallel-sided along its length, ending in a slightly downcurved apex, making the structure appear blade-like; when viewed

dorsally surstyli appearing to point outward. Pregonite short and wide, well-developed, subequal in length to postgonite, as long as distiphallus, bare and squared off apically. Postgonite slightly narrow, 1/3 as wide as pregonite, sharply pointed and curved at apex. Distiphallus rectangular, only weakly flaring apically with a slender median longitudinal sclerotised reinforcement on its posterior surface and a broad, anterolateral, apically clubbed sclerotised acrophallus on each side, joining the plate of opposite side on anterior surface near apex.

Female. Length: 8–11 mm. As male, differing only by the presence of two pairs of proclinate orbital setae.

Diagnosis

To date, *Hyphantrophaga danausophaga* **sp. n.** can only be distinguished from its closest congener, *H. morphophaga* **sp. n.**, by its host selection and habitat, being found parasitising only medium-sized, naked, ringed Nymphalidae larvae in open, heavily insolated grassland and pasture habitats.

Etymology

Named after the host genus, *Danaus* and the Greek "phago" meaning "eating", in reference to its primary host species.

Distribution

Costa Rica, ACG, Alajuela and Guanacaste Provinces, 90–1150 m elevation.

Ecology

Hyphantrophaga danausophaga **sp. n.** has been reared 105 times from three species of Lepidoptera in the family Nymphalidae, *Danaus plexippus* (Linnaeus, 1758), *Danaus gilippus* (Cramer, 1775) and *Lycorea atergatis* (Doubleday, 1847), in cloud forest, rain forest, dry forest and dry-rain lowland intergrade.




Figure 9.

Hyphantrophaga danausophaga sp. n.; a–c: habitus; holotype male, voucher n. DHJPAR0010000; d–f: terminalia; male paratype, voucher n. DHJPAR0042587.

a: dorsal view [doi](#)

b: frontal view [doi](#)

c: lateral view [doi](#)

d: dorsal view [doi](#)

e: lateral view [doi](#)

f: sternite 5, ventral view [doi](#)

Hyphantrophaga diniamartinezae Fleming & Wood, sp. n.

- ZooBank urn:lsid:zoobank.org:act:3D997452-E42A-40CD-80B8-18221259BA18

Materials

Holotype:

- a. scientificName: *Hyphantrophaga diniamartinezae*; phylum: Arthropoda; class: Insecta; order: Diptera; family: Tachinidae; genus: *Hyphantrophaga*; specificEpithet: *diniamartinezae*; scientificNameAuthorship: Fleming & Wood, 2018; continent: Central America; country: Costa Rica; countryCode: CR; stateProvince: Guanacaste; county: Sector Pitilla; locality: Area de Conservacion Guanacaste; verbatimLocality: Manguera; verbatimElevation: 470; verbatimLatitude: 10.9959; verbatimLongitude: -85.3984; verbatimCoordinateSystem: Decimal; decimalLatitude: 10.9959; decimalLongitude: -85.3984; samplingProtocol: Reared from the larva of the Sphingidae, *Xylophanes ceratomioides*; verbatimEventDate: 06-Oct-2011; individualID: DHJPAR0045610; individualCount: 1; sex: male; lifeStage: adult; preparations: pinned; catalogNumber: DHJPAR0045610; occurrenceDetails: <http://janzen.sas.upenn.edu>; recordedBy: D.H. Janzen, W. Hallwachs & Ricardo Calero; otherCatalogNumbers: ACGAZ799-11, 11-SRNP-71939, BOLD:AAM3713; identifiedBy: AJ Fleming; dateIdentified: 2017; language: en; institutionCode: CNC; collectionCode: Insects; basisOfRecord: Pinned Specimen

Paratypes:

- a. scientificName: *Hyphantrophaga diniamartinezae*; phylum: Arthropoda; class: Insecta; order: Diptera; family: Tachinidae; genus: *Hyphantrophaga*; specificEpithet: *diniamartinezae*; scientificNameAuthorship: Fleming & Wood, 2018; continent: Central America; country: Costa Rica; countryCode: CR; stateProvince: Alajuela; county: Sector Rincon Rain Forest; locality: Area de Conservacion Guanacaste; verbatimLocality: Quebrada Escondida; verbatimElevation: 420; verbatimLatitude: 10.8993; verbatimLongitude: -85.2749; verbatimCoordinateSystem: Decimal; decimalLatitude: 10.8993; decimalLongitude: -85.2749; samplingProtocol: Reared from the larva of the Sphingidae, *Xylophanes chiron*; verbatimEventDate: 04-Dec-2000; individualID: DHJPAR0008100; individualCount: 1; sex: female; lifeStage: adult; preparations: pinned; catalogNumber: DHJPAR0008100; occurrenceDetails: <http://janzen.sas.upenn.edu>; recordedBy: D.H. Janzen, W. Hallwachs & Jose Perez; otherCatalogNumbers: ASTAT872-06, 00-SRNP-20702, BOLD:AAM3713; identifiedBy: AJ Fleming; dateIdentified: 2017; language: en; institutionCode: CNC; collectionCode: Insects; basisOfRecord: Pinned Specimen
- b. scientificName: *Hyphantrophaga diniamartinezae*; phylum: Arthropoda; class: Insecta; order: Diptera; family: Tachinidae; genus: *Hyphantrophaga*; specificEpithet: *diniamartinezae*; scientificNameAuthorship: Fleming & Wood, 2018; continent: Central America; country: Costa Rica; countryCode: CR; stateProvince: Guanacaste; county: Sector Del Oro; locality: Area de Conservacion Guanacaste; verbatimLocality: Margarita; verbatimElevation: 380; verbatimLatitude: 11.0323; verbatimLongitude: -85.4395; verbatimCoordinateSystem: Decimal; decimalLatitude: 11.0323; decimalLongitude: -85.4395; samplingProtocol: Reared from the larva of the Sphingidae, *Xylophanes porcus*; verbatimEventDate: 27-Nov-2007; individualID: DHJPAR0023083; individualCount: 1; sex: female; lifeStage: adult; preparations: pinned; catalogNumber: DHJPAR0023083; occurrenceDetails: <http://janzen.sas.upenn.edu>; recordedBy: D.H. Janzen, W. Hallwachs & Roster Moraga;

- otherCatalogNumbers: ASTAW244-08, 07-SRNP-24104, BOLD:AAM3713;
 identifiedBy: AJ Fleming; dateIdentified: 2017; language: en; institutionCode: CNC;
 collectionCode: Insects; basisOfRecord: Pinned Specimen
- c. scientificName: *Hyphantrophaga diniamartinezae*; phylum: Arthropoda; class: Insecta;
 order: Diptera; family: Tachinidae; genus: *Hyphantrophaga*; specificEpithet:
diniamartinezae; scientificNameAuthorship: Fleming & Wood, 2018; continent: Central
 America; country: Costa Rica; countryCode: CR; stateProvince: Alajuela; county:
 Sector Rincon Rain Forest; locality: Area de Conservacion Guanacaste;
 verbatimLocality: Quebrada Escondida; verbatimElevation: 420; verbatimLatitude:
 10.8993; verbatimLongitude: -85.2749; verbatimCoordinateSystem: Decimal;
 decimalLatitude: 10.8993; decimalLongitude: -85.2749; samplingProtocol: Reared from
 the larva of the Sphingidae, *Xylophanes chiron*; verbatimEventDate: 01-Dec-2000;
 individualID: DHJPAR0008093; individualCount: 1; sex: male; lifeStage: adult;
 preparations: pinned; catalogNumber: DHJPAR0008093; occurrenceDetails: [http://
 janzen.sas.upenn.edu](http://janzen.sas.upenn.edu); recordedBy: D.H. Janzen, W. Hallwachs & Freyci Vargas;
 otherCatalogNumbers: ASTAT865-06, 00-SRNP-20696, BOLD:AAM3713; identifiedBy:
 AJ Fleming; dateIdentified: 2017; language: en; institutionCode: CNC; collectionCode:
 Insects; basisOfRecord: Pinned Specimen

Description

Male (Fig. 10). Length: 7–10 mm. **Head** (Fig. 10b): vertex $1/5$ of head width; two pairs of reclinate upper orbital setae; ocellar setae arising behind anterior ocellus; ocellar triangle pale brassy; fronto-orbital plate pale brassy on upper 80%, densely setulose, setulae not extending below lowest frontal seta; parafacial silver and bare; eye densely haired; facial ridge bare; pedicel black, concolorous with postpedicel; arista black, very minutely pubescent, distinctly thickened on basal $1/3$ – $1/4$; palpus yellow and haired apically, narrow and digitiform. **Thorax** (Fig. 10a, c): dull brassy tomentose dorsally, contrasting with slightly brighter silver tomentose laterally, lateral surfaces with dense dark setulae making it appear darker; thorax with dense dark hairs interspersed amongst setae; four thick dorsal vittae, outermost two broken across suture, innermost pair unbroken, reaching 3rd postsutural dorsocentral seta, both pairs of vittae widening postsuturally and smudging together; postpronotum with 3–4 setae arranged in a triangle; chaetotaxy: acrostichal setae 3:3; dorsocentral setae 3:4; intra-alar setae 3–4:3; supra-alar setae 2:3; three katepisternal setae; basal scutellar setae subequal in length to subapical scutellar setae; lateral scutellar setae less than $2/3$ as long as subapical setae, strongly curving inwards medially; apical scutellar setae subequal in length to lateral scutellar setae, crossed apically; one pair of discal scutellar setae more widely set than apical scutellar setae, but more narrowly than subapical scutellar setae; scutellum very slightly darkened across basal 25%, remainder concolorous with scutum. **Legs** (Fig. 10c): black in ground colour; fore femur with dense silver tomentum on posterodorsal surface; hind coxa bare. **Wing** (Fig. 10a): pale translucent, hyaline; vein R_{4+5} with only 2–3 setulae at base. **Abdomen** (Fig. 10a, c): ground colour black dorsally, yellow lateroventrally; middorsal depression on ST1+2 reaching hind margin; median marginal setae present on ST1+2–T3; a complete row of marginal setae present on T4; discal setae only on T5; sex patch covering ventral surfaces of T4–T5; distinct brassy tomentose bands along anterior edge of T3 and T4, broken medially by

a dorsocentral stripe and covering almost 80% of tergites; T3 with silver tomentum ventrolaterally over 60% of surface; T5 with brassy tomentum throughout. **Terminalia** (Fig. 10d, e, f): sternite 5 (Fig. 10f) with a deeply excavated median cleft, widely U-shaped, margins covered in dense tomentum, unsclerotised window tri-lobed and "fleur-de-lys"-shaped. Lateral lobes of sternite pointed apically, many short, stout setae throughout. Anterior plate of sternite 5 2X longer than apical lobes. Cerci in posterior view (Fig. 10d) rounded rectangular-shaped, subequal in length to surstyli, blunt and rounded at apex, completely separate medially, parallel; in lateral view (Fig. 10e) with an evenly rounded downward curve throughout; densely setulose along basal 2/3. Surstylus in lateral view round, tapered and straight along bottom edge; opposite edge evenly rounded, giving it a cleaver-blade appearance; when viewed dorsally, surstyli pointing outward, not strongly convergent. Pregonite short, not well-developed, 0.5 times as long as distiphallus, bare and rounded apically, having the appearance of an upside down boot. Postgonite slightly narrow, 1/3 as wide as pregonite, sharply pointed and curved at apex. Epiphallus well-developed and apically hooked. Distiphallus rectangular with a slender median longitudinal sclerotised reinforcement on its posterior surface and a broad, anterolateral, sclerotised acrophallus on each side, joining on anterior surface near apex.

Female. Length: 8–10 mm. As male, differing only by the presence of two pairs of proclinate orbital setae.

Diagnosis

Hyphantrophaga diniamartinezae **sp. n.** can be distinguished from all other *Hyphantrophaga* species by the following combination of traits: thorax with three postsutural acrostichal setae, four postsutural dorsocentral setae, and three katepisternal setae, legs black, hind coxa bare, tomentum covering less than 50% of abdominal T3, ventral edge of T3 darkened up to 10% of tergite and T5 with brassy tomentum throughout.

Etymology

Hyphantrophaga diniamartinezae **sp. n.** is named in recognition of Dinia Maria Martinez Cheves' dedication and work in finding and rearing the ACG caterpillars that contained tachinid larvae.

Distribution

Costa Rica, ACG, Guanacaste Province, 380–420 m elevation.

Ecology

Hyphantrophaga diniamartinezae **sp. n.** has been reared two times from two species of Lepidoptera in the family Sphingidae, *Xylophanes chiron* (Drury, 1773) and *Xylophanes porcus* (Hübner, 1823), in rain forest and dry-rain lowland intergrades.




Figure 10.

Hyphantrophaga diniamartinezae sp. n.; a–c: habitus; holotype male, voucher n. DHJPAR0045610; d–f: terminalia; male paratype, voucher n. DHJPAR0008093.

a: dorsal view [doi](#)

b: frontal view [doi](#)

c: lateral view [doi](#)

d: dorsal view [doi](#)

e: lateral view [doi](#)

f: sternite 5, ventral view [doi](#)

Hyphantrophaga duniagarciae Fleming & Wood, sp. n.

- ZooBank urn:lsid:zoobank.org:act:1F6DC396-3A43-489B-A7BA-BD1B7FDA7B1B

Material

Holotype:

- scientificName: *Hyphantrophaga duniagarciae*; phylum: Arthropoda; class: Insecta; order: Diptera; family: Tachinidae; genus: *Hyphantrophaga*; specificEpithet: *duniagarciae*; scientificNameAuthorship: Fleming & Wood, 2018; continent: Central America; country: Costa Rica; countryCode: CR; stateProvince: Guanacaste; county: Sector Pocosol; locality: Area de Conservacion Guanacaste; verbatimLocality: Casa Centeno; verbatimElevation: 215; verbatimLatitude: 10.8784; verbatimLongitude: -85.5728; verbatimCoordinateSystem: Decimal; decimalLatitude: 10.8784; decimalLongitude: -85.5728; samplingProtocol: Reared from the larva of the Zygaenidae, *Neoiliberis thyesta*; verbatimEventDate: 06-Jun-2005; individualID: DHJPAR0011464; individualCount: 1; sex: female; lifeStage: adult; preparations: pinned; catalogNumber: DHJPAR0011464; occurrenceDetails: <http://janzen.sas.upenn.edu>; recordedBy: D.H. Janzen, W. Hallwachs & Guillermo Pereira; otherCatalogNumbers: ASTAQ851-06, 04-SRNP-12099; identifiedBy: AJ Fleming; dateIdentified: 2017; language: en; institutionCode: CNC; collectionCode: Insects; basisOfRecord: Pinned Specimen

Description

Male. Not known at this time.

Female (Fig. 11). Length: 4 mm. **Head** (Fig. 11b): vertex 1/3 of head width; two pairs of reclinate upper orbital setae and two pairs of proclinate orbital setae; ocellar setae arising behind anterior ocellus; ocellar triangle brilliant silver; fronto-orbital plate pale brassy on upper 50% coded as silver, remainder dull silver, sparsely setulose, only one or two setulae extending below lowest orbital seta; parafacial silver and bare; eye densely setulose; facial ridge bare; pedicel black, concolorous with postpedicel; arista black, very minutely pubescent, distinctly thickened on basal 1/3–1/4; palpus yellow and haired apically, narrow and digitiform. **Thorax** (Fig. 11a, c): dull grey tomentose dorsally, appearing almost brassy when viewed under certain angles, contrasting with slightly more silver-grey tomentose laterally; dark setulae on both dorsal and lateral surfaces; four thick dorsal vittae, outermost two broken across suture, innermost pair unbroken, reaching 2nd postsutural dorsocentral seta; postpronotum with three setae arranged in an obtuse triangle; chaetotaxy: acrostichal setae 2:3; dorsocentral setae 3:4; intra-alar setae 2:3; supra-alar setae 2:3; three katepisternal setae, basal seta extremely weak and anterior to suture; basal scutellar setae subequal in length to subapical scutellar setae; lateral scutellar setae less than 2/3 as long as subapical setae, strongly curving inwards medially; apical scutellar setae 1/2 length of lateral scutellar setae, crossed apically; one pair of discal scutellar setae more widely set than subapical scutellar setae; scutellum very slightly darkened across basal 15%, remainder concolorous with scutum. **Legs** (Fig. 11c): black in ground colour; fore femur with dense silver tomentum on posterodorsal surface; hind coxa setose. **Wing** (Fig.

11a): pale translucent, hyaline; vein R_{4+5} with only one setula at base. **Abdomen** (Fig. 11a, c): ground colour black; middorsal depression on ST1+2 almost reaching hind margin; median marginal setae present on ST1+2–T3; a complete row of marginal setae present on T4–T5; discal setae present on T3–T5; distinct brassy tomentose bands along anterior edge of T3–T5 unbroken medially, covering almost 70% of tergites; T5 with silver tomentum throughout. **Terminalia**: not examined.



Figure 11.

Hyphantrophaga duniagarciae sp. n.; a–c: habitus; holotype female, voucher n. DHJPAR0011464.

a: dorsal view [doi](#)

b: frontal view [doi](#)

c: lateral view [doi](#)

Diagnosis

Hyphantrophaga duniagarciae sp. n. can be distinguished from all other *Hyphantrophaga* species by the following combination of traits: fronto-orbital plate pale brassy on upper 50% (so pale coded as silver), remainder dull silver, pedicel black, four postsutural dorsocentral setae, thorax entirely silver/grey tomentose, legs black, hind coxa setose, median marginal setae present on ST1+2, discal setae present T3–T5.

Etymology

Hyphantrophaga duniagarciae **sp. n.** is named in recognition of Dunia Garcia Garcia's dedication and work in finding and rearing the ACG caterpillars that contained tachinid larvae.

Distribution

Costa Rica, ACG, Guanacaste Province, 215 m elevation.

Ecology

Hyphantrophaga duniagarciae **sp. n.** has been reared six times from one species of Lepidopteran in the family Zygaenidae, *Neoiliberis thyesta* (Druce, 1884), in dry forest.

Hyphantrophaga edwinapui Fleming & Wood, sp. n.

- ZooBank urn:lsid:zoobank.org:act:F8AEEBB3-E9A6-4067-8F75-F5E2496EFE1B

Materials

Holotype:

- scientificName: *Hyphantrophaga edwinapui*; phylum: Arthropoda; class: Insecta; order: Diptera; family: Tachinidae; genus: *Hyphantrophaga*; specificEpithet: *edwinapui*; scientificNameAuthorship: Fleming & Wood, 2017; continent: Central America; country: Costa Rica; countryCode: CR; stateProvince: Guanacaste; county: Sector Santa Rosa; locality: Area de Conservacion Guanacaste; verbatimLocality: Quebrada Cebollines; verbatimElevation: 270; verbatimLatitude: 10.8222; verbatimLongitude: -85.6434; verbatimCoordinateSystem: Decimal; decimalLatitude: 10.8222; decimalLongitude: -85.6434; samplingProtocol: Reared from the larva of the Doidae, *Doa* Janzen01; verbatimEventDate: 02-Nov-2001; individualID: DHJPAR0007463; individualCount: 1; sex: male; lifeStage: adult; preparations: pinned; catalogNumber: DHJPAR0007463; occurrenceDetails: <http://janzen.sas.upenn.edu>; recordedBy: D.H. Janzen, W. Hallwachs & gusaneros; otherCatalogNumbers: ASTAT235-06, 01-SRNP-17538, BOLD:AAC5464; identifiedBy: AJ Fleming; dateIdentified: 2017; language: en; institutionCode: CNC; collectionCode: Insects; basisOfRecord: Pinned Specimen

Paratypes:

- scientificName: *Hyphantrophaga edwinapui*; phylum: Arthropoda; class: Insecta; order: Diptera; family: Tachinidae; genus: *Hyphantrophaga*; specificEpithet: *edwinapui*; scientificNameAuthorship: Fleming & Wood, 2017; continent: Central America; country: Costa Rica; countryCode: CR; stateProvince: Guanacaste; county: Sector Santa Rosa; locality: Area de Conservacion Guanacaste; verbatimLocality: Quebrada Cebollines; verbatimElevation: 270; verbatimLatitude: 10.8222; verbatimLongitude: -85.6434; verbatimCoordinateSystem: Decimal; decimalLatitude: 10.8222; decimalLongitude: -85.6434; samplingProtocol: Reared from the larva of the Doidae, *Doa* Janzen01; verbatimEventDate: 08-Nov-2001; individualID: DHJPAR0007465; individualCount: 1; sex: female; lifeStage: adult; preparations: pinned; catalogNumber: DHJPAR0007465; occurrenceDetails: <http://janzen.sas.upenn.edu>; recordedBy: D.H. Janzen, W. Hallwachs & gusaneros; otherCatalogNumbers: ASTAT237-06, 01-SRNP-17505,;

- identifiedBy: AJ Fleming; dateIdentified: 2017; language: en; institutionCode: CNC; collectionCode: Insects; basisOfRecord: Pinned Specimen
- b. scientificName: *Hyphantrophaga edwinapui*; phylum: Arthropoda; class: Insecta; order: Diptera; family: Tachinidae; genus: *Hyphantrophaga*; specificEpithet: *edwinapui*; scientificNameAuthorship: Fleming & Wood, 2017; continent: Central America; country: Costa Rica; countryCode: CR; stateProvince: Guanacaste; county: Sector Santa Rosa; locality: Area de Conservacion Guanacaste; verbatimLocality: Quebrada Cebollines; verbatimElevation: 270; verbatimLatitude: 10.8222; verbatimLongitude: -85.6434; verbatimCoordinateSystem: Decimal; decimalLatitude: 10.8222; decimalLongitude: -85.6434; samplingProtocol: Reared from the larva of the Doidae, *Doa* Janzen01; verbatimEventDate: 05-Nov-2001; individualID: DHJPAR0007469; individualCount: 1; sex: male; lifeStage: adult; preparations: pinned; catalogNumber: DHJPAR0007469; occurrenceDetails: <http://janzen.sas.upenn.edu>; recordedBy: D.H. Janzen, W. Hallwachs & gusaneros; otherCatalogNumbers: ASTAT241-06, 01-SRNP-17485, BOLD:AAC5464; identifiedBy: AJ Fleming; dateIdentified: 2017; language: en; institutionCode: CNC; collectionCode: Insects; basisOfRecord: Pinned Specimen
- c. scientificName: *Hyphantrophaga edwinapui*; phylum: Arthropoda; class: Insecta; order: Diptera; family: Tachinidae; genus: *Hyphantrophaga*; specificEpithet: *edwinapui*; scientificNameAuthorship: Fleming & Wood, 2017; continent: Central America; country: Costa Rica; countryCode: CR; stateProvince: Guanacaste; county: Sector Santa Rosa; locality: Area de Conservacion Guanacaste; verbatimLocality: Quebrada Cebollines; verbatimElevation: 270; verbatimLatitude: 10.8222; verbatimLongitude: -85.6434; verbatimCoordinateSystem: Decimal; decimalLatitude: 10.8222; decimalLongitude: -85.6434; samplingProtocol: Reared from the larva of the Doidae, *Doa* Janzen01; verbatimEventDate: 07-Nov-2001; individualID: DHJPAR0007474; individualCount: 1; sex: male; lifeStage: adult; preparations: pinned; catalogNumber: DHJPAR0007474; occurrenceDetails: <http://janzen.sas.upenn.edu>; recordedBy: D.H. Janzen, W. Hallwachs & gusaneros; otherCatalogNumbers: ASTAT246-06, 01-SRNP-17509, BOLD:AAC5464; identifiedBy: AJ Fleming; dateIdentified: 2017; language: en; institutionCode: CNC; collectionCode: Insects; basisOfRecord: Pinned Specimen
- d. scientificName: *Hyphantrophaga edwinapui*; phylum: Arthropoda; class: Insecta; order: Diptera; family: Tachinidae; genus: *Hyphantrophaga*; specificEpithet: *edwinapui*; scientificNameAuthorship: Fleming & Wood, 2017; continent: Central America; country: Costa Rica; countryCode: CR; stateProvince: Guanacaste; county: Sector Santa Rosa; locality: Area de Conservacion Guanacaste; verbatimLocality: Quebrada Cebollines; verbatimElevation: 270; verbatimLatitude: 10.8222; verbatimLongitude: -85.6434; verbatimCoordinateSystem: Decimal; decimalLatitude: 10.8222; decimalLongitude: -85.6434; samplingProtocol: Reared from the larva of the Doidae, *Doa* Janzen01; verbatimEventDate: 07-Nov-2001; individualID: DHJPAR0007470; individualCount: 1; sex: male; lifeStage: adult; preparations: pinned; catalogNumber: DHJPAR0007470; occurrenceDetails: <http://janzen.sas.upenn.edu>; recordedBy: D.H. Janzen, W. Hallwachs & gusaneros; otherCatalogNumbers: ASTAT242-06, 01-SRNP-17477, BOLD:AAC5464; identifiedBy: AJ Fleming; dateIdentified: 2017; language: en; institutionCode: CNC; collectionCode: Insects; basisOfRecord: Pinned Specimen
- e. scientificName: *Hyphantrophaga edwinapui*; phylum: Arthropoda; class: Insecta; order: Diptera; family: Tachinidae; genus: *Hyphantrophaga*; specificEpithet: *edwinapui*; scientificNameAuthorship: Fleming & Wood, 2017; continent: Central America; country: Costa Rica; countryCode: CR; stateProvince: Guanacaste; county: Sector Santa Rosa; locality: Area de Conservacion Guanacaste; verbatimLocality: Quebrada Cebollines; verbatimElevation: 270; verbatimLatitude: 10.8222; verbatimLongitude: -85.6434;

- verbatimCoordinateSystem: Decimal; decimalLatitude: 10.8222; decimalLongitude: -85.6434; samplingProtocol: Reared from the larva of the Doidae, *Doa Janzen01*;
 verbatimEventDate: 07-Nov-2001; individualID: DHJPAR0007472; individualCount: 1;
 sex: male; lifeStage: adult; preparations: pinned; catalogNumber: DHJPAR0007472;
 occurrenceDetails: <http://janzen.sas.upenn.edu>; recordedBy: D.H. Janzen, W.
 Hallwachs & gusaneros; otherCatalogNumbers: ASTAT244-06, 01-SRNP-17492,
 BOLD:AAC5464; identifiedBy: AJ Fleming; dateIdentified: 2017; language: en;
 institutionCode: CNC; collectionCode: Insects; basisOfRecord: Pinned Specimen
- f. scientificName: *Hyphantrophaga edwinapui*; phylum: Arthropoda; class: Insecta; order: Diptera; family: Tachinidae; genus: *Hyphantrophaga*; specificEpithet: *edwinapui*;
 scientificNameAuthorship: Fleming & Wood, 2017; continent: Central America; country: Costa Rica; countryCode: CR; stateProvince: Guanacaste; county: Sector Santa Rosa; locality: Area de Conservacion Guanacaste; verbatimLocality: Quebrada Cebollines; verbatimElevation: 270; verbatimLatitude: 10.8222; verbatimLongitude: -85.6434; verbatimCoordinateSystem: Decimal; decimalLatitude: 10.8222; decimalLongitude: -85.6434; samplingProtocol: Reared from the larva of the Doidae, *Doa Janzen01*;
 verbatimEventDate: 05-Nov-2001; individualID: DHJPAR0007471; individualCount: 1;
 sex: male; lifeStage: adult; preparations: pinned; catalogNumber: DHJPAR0007471;
 occurrenceDetails: <http://janzen.sas.upenn.edu>; recordedBy: D.H. Janzen, W.
 Hallwachs & gusaneros; otherCatalogNumbers: ASTAT243-06, 01-SRNP-17476,
 BOLD:AAC5464; identifiedBy: AJ Fleming; dateIdentified: 2017; language: en;
 institutionCode: CNC; collectionCode: Insects; basisOfRecord: Pinned Specimen
- g. scientificName: *Hyphantrophaga edwinapui*; phylum: Arthropoda; class: Insecta; order: Diptera; family: Tachinidae; genus: *Hyphantrophaga*; specificEpithet: *edwinapui*;
 scientificNameAuthorship: Fleming & Wood, 2017; continent: Central America; country: Costa Rica; countryCode: CR; stateProvince: Guanacaste; county: Sector Santa Rosa; locality: Area de Conservacion Guanacaste; verbatimLocality: Quebrada Cebollines; verbatimElevation: 270; verbatimLatitude: 10.8222; verbatimLongitude: -85.6434; verbatimCoordinateSystem: Decimal; decimalLatitude: 10.8222; decimalLongitude: -85.6434; samplingProtocol: Reared from the larva of the Doidae, *Doa Janzen01*;
 verbatimEventDate: 07-Nov-2001; individualID: DHJPAR0007467; individualCount: 1;
 sex: female; lifeStage: adult; preparations: pinned; catalogNumber: DHJPAR0007467;
 occurrenceDetails: <http://janzen.sas.upenn.edu>; recordedBy: D.H. Janzen, W.
 Hallwachs & gusaneros; otherCatalogNumbers: ASTAT239-06, 01-SRNP-17516,
 BOLD:AAC5464; identifiedBy: AJ Fleming; dateIdentified: 2017; language: en;
 institutionCode: CNC; collectionCode: Insects; basisOfRecord: Pinned Specimen
- h. scientificName: *Hyphantrophaga edwinapui*; phylum: Arthropoda; class: Insecta; order: Diptera; family: Tachinidae; genus: *Hyphantrophaga*; specificEpithet: *edwinapui*;
 scientificNameAuthorship: Fleming & Wood, 2017; continent: Central America; country: Costa Rica; countryCode: CR; stateProvince: Guanacaste; county: Sector Santa Rosa; locality: Area de Conservacion Guanacaste; verbatimLocality: Quebrada Cebollines; verbatimElevation: 270; verbatimLatitude: 10.8222; verbatimLongitude: -85.6434; verbatimCoordinateSystem: Decimal; decimalLatitude: 10.8222; decimalLongitude: -85.6434; samplingProtocol: Reared from the larva of the Doidae, *Doa Janzen01*;
 verbatimEventDate: 07-Nov-2001; individualID: DHJPAR0007466; individualCount: 1;
 sex: female; lifeStage: adult; preparations: pinned; catalogNumber: DHJPAR0007466;
 occurrenceDetails: <http://janzen.sas.upenn.edu>; recordedBy: D.H. Janzen, W.
 Hallwachs & gusaneros; otherCatalogNumbers: ASTAT238-06, 01-SRNP-17484,
 BOLD:AAC5464; identifiedBy: AJ Fleming; dateIdentified: 2017; language: en;
 institutionCode: CNC; collectionCode: Insects; basisOfRecord: Pinned Specimen

- i. scientificName: *Hyphantrophaga edwinapui*; phylum: Arthropoda; class: Insecta; order: Diptera; family: Tachinidae; genus: *Hyphantrophaga*; specificEpithet: *edwinapui*; scientificNameAuthorship: Fleming & Wood, 2017; continent: Central America; country: Costa Rica; countryCode: CR; stateProvince: Guanacaste; county: Sector Santa Rosa; locality: Area de Conservacion Guanacaste; verbatimLocality: Quebrada Cebollines; verbatimElevation: 270; verbatimLatitude: 10.8222; verbatimLongitude: -85.6434; verbatimCoordinateSystem: Decimal; decimalLatitude: 10.8222; decimalLongitude: -85.6434; samplingProtocol: Reared from the larva of the Doidae, *Doa* Janzen01; verbatimEventDate: 05-Nov-2001; individualID: DHJPAR0007475; individualCount: 1; sex: male; lifeStage: adult; preparations: pinned; catalogNumber: DHJPAR0007475; occurrenceDetails: <http://janzen.sas.upenn.edu>; recordedBy: D.H. Janzen, W. Hallwachs & gusaneros; otherCatalogNumbers: ASTAT247-06, 01-SRNP-17549; identifiedBy: AJ Fleming; dateIdentified: 2017; language: en; institutionCode: CNC; collectionCode: Insects; basisOfRecord: Pinned Specimen
- j. scientificName: *Hyphantrophaga edwinapui*; phylum: Arthropoda; class: Insecta; order: Diptera; family: Tachinidae; genus: *Hyphantrophaga*; specificEpithet: *edwinapui*; scientificNameAuthorship: Fleming & Wood, 2017; continent: Central America; country: Costa Rica; countryCode: CR; stateProvince: Guanacaste; county: Sector Santa Rosa; locality: Area de Conservacion Guanacaste; verbatimLocality: Quebrada Cebollines; verbatimElevation: 270; verbatimLatitude: 10.8222; verbatimLongitude: -85.6434; verbatimCoordinateSystem: Decimal; decimalLatitude: 10.8222; decimalLongitude: -85.6434; samplingProtocol: Reared from the larva of the Doidae, *Doa* Janzen01; verbatimEventDate: 05-Nov-2001; individualID: DHJPAR0007468; individualCount: 1; sex: female; lifeStage: adult; preparations: pinned; catalogNumber: DHJPAR0007468; occurrenceDetails: <http://janzen.sas.upenn.edu>; recordedBy: D.H. Janzen, W. Hallwachs & gusaneros; otherCatalogNumbers: ASTAT240-06, 01-SRNP-17495, BOLD:AAC5464; identifiedBy: AJ Fleming; dateIdentified: 2017; language: en; institutionCode: CNC; collectionCode: Insects; basisOfRecord: Pinned Specimen
- k. scientificName: *Hyphantrophaga edwinapui*; phylum: Arthropoda; class: Insecta; order: Diptera; family: Tachinidae; genus: *Hyphantrophaga*; specificEpithet: *edwinapui*; scientificNameAuthorship: Fleming & Wood, 2017; continent: Central America; country: Costa Rica; countryCode: CR; stateProvince: Guanacaste; county: Sector Santa Rosa; locality: Area de Conservacion Guanacaste; verbatimLocality: Quebrada Cebollines; verbatimElevation: 270; verbatimLatitude: 10.8222; verbatimLongitude: -85.6434; verbatimCoordinateSystem: Decimal; decimalLatitude: 10.8222; decimalLongitude: -85.6434; samplingProtocol: Reared from the larva of the Doidae, *Doa* Janzen01; verbatimEventDate: 07-Nov-2001; individualID: DHJPAR0007473; individualCount: 1; sex: female; lifeStage: adult; preparations: pinned; catalogNumber: DHJPAR0007473; occurrenceDetails: <http://janzen.sas.upenn.edu>; recordedBy: D.H. Janzen, W. Hallwachs & gusaneros; otherCatalogNumbers: ASTAT245-06, 01-SRNP-17536, BOLD:AAC5464; identifiedBy: AJ Fleming; dateIdentified: 2017; language: en; institutionCode: CNC; collectionCode: Insects; basisOfRecord: Pinned Specimen
- l. scientificName: *Hyphantrophaga edwinapui*; phylum: Arthropoda; class: Insecta; order: Diptera; family: Tachinidae; genus: *Hyphantrophaga*; specificEpithet: *edwinapui*; scientificNameAuthorship: Fleming & Wood, 2017; continent: Central America; country: Costa Rica; countryCode: CR; stateProvince: Guanacaste; county: Sector Santa Rosa; locality: Area de Conservacion Guanacaste; verbatimLocality: Quebrada Cebollines; verbatimElevation: 270; verbatimLatitude: 10.8222; verbatimLongitude: -85.6434; verbatimCoordinateSystem: Decimal; decimalLatitude: 10.8222; decimalLongitude: -85.6434; samplingProtocol: Reared from the larva of the Doidae, *Doa* Janzen01;

verbatimEventDate: 02-Nov-2001; individualID: DHJPAR0007464; individualCount: 1; sex: female; lifeStage: adult; preparations: pinned; catalogNumber: DHJPAR0007464; occurrenceDetails: <http://janzen.sas.upenn.edu>; recordedBy: D.H. Janzen, W. Hallwachs & gusaneros; otherCatalogNumbers: ASTAT236-06, 01-SRNP-17527, BOLD:AAC5464; identifiedBy: AJ Fleming; dateIdentified: 2017; language: en; institutionCode: CNC; collectionCode: Insects; basisOfRecord: Pinned Specimen

Description

Male (Fig. 12). Length: 7–9 mm. **Head** (Fig. 12b): vertex 1/5 of head width; two pairs of reclinate upper orbital setae; ocellar setae arising behind anterior ocellus; ocellar triangle silver/dull grey; fronto-orbital plate dull silver/grey and densely setulose throughout, setulae not extending beyond level of lowest frontal seta; parafacial concolorous with fronto-orbital plate and bare; eye densely haired; facial ridge bare; pedicel brownish-black (with only a slight light orange fringe at margin between pedicel and postpedicel), concolorous with postpedicel; arista brown, very minutely pubescent, distinctly thickened on basal 1/3–1/4; palpus dark grey/brown, haired apically, slender-digitiform. **Thorax** (Fig. 12a, c): dull brassy tomentose throughout; densely covered on all surfaces, with short black setulae interspersed amongst the setae; four thick dorsal vittae, outermost two broken across suture, innermost pair unbroken, reaching 2nd postsutural dorsocentral seta; postpronotum with 4–5 setae arranged in a triangle; chaetotaxy: acrostichal setae 3:3; dorsocentral setae 3:4; intra-alar setae 3:3; supra-alar setae 2:3; three katapisternal setae; basal scutellar setae subequal to subapical scutellar setae, curving inwards medially; lateral scutellar setae approximately 1/2 as long as subapical setae, curving inwards medially, parallel to basal scutellar setae; subapical scutellar setae straight and strongly divergent; apical scutellar setae subequal in length to lateral scutellar setae, crossed apically; one pair of discal scutellar setae set more narrowly than subapical setae; scutellum very lightly gold tomentose across apical 20%, remainder concolorous with scutum. **Legs** (Fig. 12c): brilliant yellow in ground colour, covered in dark setulae making them appear darker; fore femur with dense silver tomentum on posterodorsal surface; hind coxa bare. **Wing** (Fig. 12a): pale translucent, hyaline; vein R_{4+5} with only 2–3 setulae at base. **Abdomen** (Fig. 12a, c): ground colour yellowish-brown; middorsal depression on ST1+2 almost reaching hind margin; median marginal setae absent on ST1+2, present on T3; a complete row of marginal setae present on T4; discal setae only on T5; sex patch covering ventral surfaces of T4–T5; entire dorsal surface of tergites distinctly brassy tomentose; T5 with brassy tomentum throughout. **Terminalia** (Fig. 12d, e, f): sternite 5 (Fig. 12f) with a deeply excavated median cleft, squared-off wide V-shaped, margins covered in dense tomentum. Lateral lobes of sternite rounded triangular apically, 1–2 strong setae surrounded by many shorter, weaker setulae. Anterior plate of sternite 5 twice as long as apical lobes; unsclerotised window anterior to median cleft only slightly tri-lobed, with arms as wide as median cleft. Cerci in posterior view (Fig. 12d) narrow, subrectangular and slightly shorter than surstyli, ending in a rounded tip; completely separate medially, straight, divergent in apical 1/3; in lateral view weakly clubbed along anterior 1/3 and weakly curved at beginning of club; densely setulose dorsally up to a

tapered tip, apparently bare ventrally (visible in lateral view). Surstylus in lateral view (Fig. 12e) almost parallel-sided along its length, with rounded apices, giving it a spatulate appearance; when viewed dorsally, surstyli appearing not divergent. Pregonite broad and well-developed, slightly bent; basal 2/3 slightly cinched, giving it a very slightly clubbed appearance; apically rounded with a few fine setulae along its edge. Postgonite elongate, equally wide along its length with a slight curve at tip, subequal in length to pregonite. Distiphallus rectangular with a very slight apical flare, a slender median longitudinal sclerotised reinforcement on its posterior surface and a broad, anterolateral, sclerotised acrophallus, joined as a plate on anterior surface near apex.

Female. Length: 5–7 mm. As male, differing only by the presence of two pairs of proclinate orbital setae.

Diagnosis

Hyphantrophaga edwinapui **sp. n.** can be distinguished from all other *Hyphantrophaga* species by the following combination of traits: three katepisternal setae, legs yellow, hind coxa bare, abdominal tergites entirely brassy tomentose and median marginal setae absent from ST1+2.

Etymology

Hyphantrophaga edwinapui **sp. n.** is named in recognition of Edwin Jose Apu Fajardo's dedication and work in finding and rearing the ACG caterpillars that contained tachinid larvae.

Distribution

Costa Rica, ACG, Guanacaste Province, 270 m elevation.

Ecology

Hyphantrophaga edwinapui **sp. n.** has been reared 22 times from a single species of Lepidoptera in the family Doidae, *Doa* Janzen01, in dry forest.




Figure 12.

Hyphantrophaga edwinapui sp. n.; a–c: habitus; holotype male, voucher n. DHJPAR0007463; d–f: terminalia; male paratype, voucher n. DHJPAR0007470.

a: dorsal view [doi](#)

b: frontal view [doi](#)

c: lateral view [doi](#)

d: dorsal view [doi](#)

e: lateral view [doi](#)

f: sternite 5, ventral view [doi](#)

***Hyphantrophaga eldaarayae* Fleming & Wood, sp. n.**

- ZooBank urn:lsid:zoobank.org:act:625985CF-3D13-4FA1-A1BC-27819EA9D933

Materials**Holotype:**

- a. scientificName: *Hyphantrophaga eldaarayae*; phylum: Arthropoda; class: Insecta; order: Diptera; family: Tachinidae; genus: *Hyphantrophaga*; specificEpithet: *eldaarayae*; scientificNameAuthorship: Fleming & Wood, 2018; continent: Central America; country: Costa Rica; countryCode: CR; stateProvince: Alajuela; county: Sector San Cristobal; locality: Area de Conservacion Guanacaste; verbatimLocality: Rio Blanco Abajo; verbatimElevation: 500; verbatimLatitude: 10.9004; verbatimLongitude: -85.3725; verbatimCoordinateSystem: Decimal; decimalLatitude: 10.9004; decimalLongitude: -85.3725; samplingProtocol: Reared from the larva of the Sphingidae, *Xylophanes chiron*; verbatimEventDate: 28-Nov-2001; individualID: DHJPAR0022963; individualCount: 1; sex: male; lifeStage: adult; preparations: pinned; catalogNumber: DHJPAR0022963; occurrenceDetails: <http://janzen.sas.upenn.edu>; recordedBy: D.H. Janzen, W. Hallwachs & Gloria Sihezar; otherCatalogNumbers: ASTAW127-08, 01-SRNP-3991,; identifiedBy: AJ Fleming; dateIdentified: 2017; language: en; institutionCode: CNC; collectionCode: Insects; basisOfRecord: Pinned Specimen

Paratypes:

- a. scientificName: *Hyphantrophaga eldaarayae*; phylum: Arthropoda; class: Insecta; order: Diptera; family: Tachinidae; genus: *Hyphantrophaga*; specificEpithet: *eldaarayae*; scientificNameAuthorship: Fleming & Wood, 2018; continent: Central America; country: Costa Rica; countryCode: CR; stateProvince: Alajuela; county: Sector San Cristobal; locality: Area de Conservacion Guanacaste; verbatimLocality: Rio Blanco Abajo; verbatimElevation: 500; verbatimLatitude: 10.9004; verbatimLongitude: -85.3725; verbatimCoordinateSystem: Decimal; decimalLatitude: 10.9004; decimalLongitude: -85.3725; samplingProtocol: Reared from the larva of the Sphingidae, *Xylophanes chiron*; verbatimEventDate: 26-Jan-2006; individualID: DHJPAR0005525; individualCount: 1; sex: male; lifeStage: adult; preparations: pinned; catalogNumber: DHJPAR0005525; occurrenceDetails: <http://janzen.sas.upenn.edu>; recordedBy: D.H. Janzen, W. Hallwachs & Carolina Cano; otherCatalogNumbers: ASTA644-06, 05-SRNP-8070,; identifiedBy: AJ Fleming; dateIdentified: 2017; language: en; institutionCode: CNC; collectionCode: Insects; basisOfRecord: Pinned Specimen
- b. scientificName: *Hyphantrophaga eldaarayae*; phylum: Arthropoda; class: Insecta; order: Diptera; family: Tachinidae; genus: *Hyphantrophaga*; specificEpithet: *eldaarayae*; scientificNameAuthorship: Fleming & Wood, 2018; continent: Central America; country: Costa Rica; countryCode: CR; stateProvince: Alajuela; county: Sector Rincon Rain Forest; locality: Area de Conservacion Guanacaste; verbatimLocality: San Lucas; verbatimElevation: 320; verbatimLatitude: 10.9185; verbatimLongitude: -85.3034; verbatimCoordinateSystem: Decimal; decimalLatitude: 10.9185; decimalLongitude: -85.3034; samplingProtocol: Reared from the larva of the Sphingidae, *Xylophanes chiron*; verbatimEventDate: 02-Aug-2003; individualID: DHJPAR0008059; individualCount: 1; sex: male; lifeStage: adult; preparations: pinned; catalogNumber: DHJPAR0008059; occurrenceDetails: <http://janzen.sas.upenn.edu>; recordedBy: D.H. Janzen, W. Hallwachs & Jose Perez; otherCatalogNumbers:

- ASTAT831-06, 03-SRNP-11664, BOLD:AAB0592; identifiedBy: AJ Fleming; dateIdentified: 2017; language: en; institutionCode: CNC; collectionCode: Insects; basisOfRecord: Pinned Specimen
- c. scientificName: *Hyphantrophaga eldaarayae*; phylum: Arthropoda; class: Insecta; order: Diptera; family: Tachinidae; genus: *Hyphantrophaga*; specificEpithet: *eldaarayae*; scientificNameAuthorship: Fleming & Wood, 2018; continent: Central America; country: Costa Rica; countryCode: CR; stateProvince: Alajuela; county: Sector Rincon Rain Forest; locality: Area de Conservacion Guanacaste; verbatimLocality: San Lucas; verbatimElevation: 320; verbatimLatitude: 10.9185; verbatimLongitude: -85.3034; verbatimCoordinateSystem: Decimal; decimalLatitude: 10.9185; decimalLongitude: -85.3034; samplingProtocol: Reared from the larva of the Sphingidae, *Xylophanes chiron*; verbatimEventDate: 14-Nov-2003; individualID: DHJPAR0008064; individualCount: 1; sex: male; lifeStage: adult; preparations: pinned; catalogNumber: DHJPAR0008064; occurrenceDetails: <http://janzen.sas.upenn.edu>; recordedBy: D.H. Janzen, W. Hallwachs & Jose Perez; otherCatalogNumbers: ASTAT836-06, 03-SRNP-31066,; identifiedBy: AJ Fleming; dateIdentified: 2017; language: en; institutionCode: CNC; collectionCode: Insects; basisOfRecord: Pinned Specimen
- d. scientificName: *Hyphantrophaga eldaarayae*; phylum: Arthropoda; class: Insecta; order: Diptera; family: Tachinidae; genus: *Hyphantrophaga*; specificEpithet: *eldaarayae*; scientificNameAuthorship: Fleming & Wood, 2018; continent: Central America; country: Costa Rica; countryCode: CR; stateProvince: Alajuela; county: Sector San Cristobal; locality: Area de Conservacion Guanacaste; verbatimLocality: Quebrada Cementerio; verbatimElevation: 700; verbatimLatitude: 10.8712; verbatimLongitude: -85.3875; verbatimCoordinateSystem: Decimal; decimalLatitude: 10.8712; decimalLongitude: -85.3875; samplingProtocol: Reared from the larva of the Sphingidae, *Xylophanes chiron*; verbatimEventDate: 02-Jul-1998; individualID: DHJPAR0008066; individualCount: 1; sex: male; lifeStage: adult; preparations: pinned; catalogNumber: DHJPAR0008066; occurrenceDetails: <http://janzen.sas.upenn.edu>; recordedBy: D.H. Janzen, W. Hallwachs & Gloria Sihezar; otherCatalogNumbers: ASTAT838-06, 98-SRNP-6070,; identifiedBy: AJ Fleming; dateIdentified: 2017; language: en; institutionCode: CNC; collectionCode: Insects; basisOfRecord: Pinned Specimen
- e. scientificName: *Hyphantrophaga eldaarayae*; phylum: Arthropoda; class: Insecta; order: Diptera; family: Tachinidae; genus: *Hyphantrophaga*; specificEpithet: *eldaarayae*; scientificNameAuthorship: Fleming & Wood, 2018; continent: Central America; country: Costa Rica; countryCode: CR; stateProvince: Guanacaste; county: Sector Pitilla; locality: Area de Conservacion Guanacaste; verbatimLocality: Estacion Pitilla; verbatimElevation: 675; verbatimLatitude: 10.9893; verbatimLongitude: -85.4258; verbatimCoordinateSystem: Decimal; decimalLatitude: 10.9893; decimalLongitude: -85.4258; samplingProtocol: Reared from the larva of the Sphingidae, *Xylophanes chiron*; verbatimEventDate: 16-Jan-2004; individualID: DHJPAR0008069; individualCount: 1; sex: male; lifeStage: adult; preparations: pinned; catalogNumber: DHJPAR0008069; occurrenceDetails: <http://janzen.sas.upenn.edu>; recordedBy: D.H. Janzen, W. Hallwachs & Lucia Rios; otherCatalogNumbers: ASTAT841-06, 03-SRNP-37359, BOLD:AAB0592; identifiedBy: AJ Fleming; dateIdentified: 2017; language: en; institutionCode: CNC; collectionCode: Insects; basisOfRecord: Pinned Specimen
- f. scientificName: *Hyphantrophaga eldaarayae*; phylum: Arthropoda; class: Insecta; order: Diptera; family: Tachinidae; genus: *Hyphantrophaga*; specificEpithet:

- eldaarayae*; scientificNameAuthorship: Fleming & Wood, 2018; continent: Central America; country: Costa Rica; countryCode: CR; stateProvince: Guanacaste; county: Sector Pitilla; locality: Area de Conservacion Guanacaste; verbatimLocality: Pasmompa; verbatimElevation: 440; verbatimLatitude: 11.0193; verbatimLongitude: -85.41; verbatimCoordinateSystem: Decimal; decimalLatitude: 11.0193; decimalLongitude: -85.41; samplingProtocol: Reared from the larva of the Sphingidae, *Xylophanes chiron*; verbatimEventDate: 26-Dec-2004; individualID: DHJPAR0008075; individualCount: 1; sex: male; lifeStage: adult; preparations: pinned; catalogNumber: DHJPAR0008075; occurrenceDetails: <http://janzen.sas.upenn.edu>; recordedBy: D.H. Janzen, W. Hallwachs & Calixto Moraga; otherCatalogNumbers: ASTAT847-06, 04-SRNP-56432, BOLD:AAB0592; identifiedBy: AJ Fleming; dateIdentified: 2017; language: en; institutionCode: CNC; collectionCode: Insects; basisOfRecord: Pinned Specimen
- g. scientificName: *Hyphantrophaga eldaarayae*; phylum: Arthropoda; class: Insecta; order: Diptera; family: Tachinidae; genus: *Hyphantrophaga*; specificEpithet: *eldaarayae*; scientificNameAuthorship: Fleming & Wood, 2018; continent: Central America; country: Costa Rica; countryCode: CR; stateProvince: Guanacaste; county: Sector Santa Rosa; locality: Area de Conservacion Guanacaste; verbatimLocality: Sendero Inga Peluda; verbatimElevation: 280; verbatimLatitude: 10.8733; verbatimLongitude: -85.6067; verbatimCoordinateSystem: Decimal; decimalLatitude: 10.8733; decimalLongitude: -85.6067; samplingProtocol: Reared from the larva of the Sphingidae, *Xylophanes chiron*; verbatimEventDate: 18-Aug-2003; individualID: DHJPAR0008080; individualCount: 1; sex: male; lifeStage: adult; preparations: pinned; catalogNumber: DHJPAR0008080; occurrenceDetails: <http://janzen.sas.upenn.edu>; recordedBy: D.H. Janzen, W. Hallwachs & Guillermo Pereira; otherCatalogNumbers: ASTAT852-06, 03-SRNP-14320,; identifiedBy: AJ Fleming; dateIdentified: 2017; language: en; institutionCode: CNC; collectionCode: Insects; basisOfRecord: Pinned Specimen
- h. scientificName: *Hyphantrophaga eldaarayae*; phylum: Arthropoda; class: Insecta; order: Diptera; family: Tachinidae; genus: *Hyphantrophaga*; specificEpithet: *eldaarayae*; scientificNameAuthorship: Fleming & Wood, 2018; continent: Central America; country: Costa Rica; countryCode: CR; stateProvince: Guanacaste; county: Sector Pitilla; locality: Area de Conservacion Guanacaste; verbatimLocality: Pasmompa; verbatimElevation: 440; verbatimLatitude: 11.0193; verbatimLongitude: -85.41; verbatimCoordinateSystem: Decimal; decimalLatitude: 11.0193; decimalLongitude: -85.41; samplingProtocol: Reared from the larva of the Sphingidae, *Xylophanes chiron*; verbatimEventDate: 04-Aug-2003; individualID: DHJPAR0008081; individualCount: 1; sex: male; lifeStage: adult; preparations: pinned; catalogNumber: DHJPAR0008081; occurrenceDetails: <http://janzen.sas.upenn.edu>; recordedBy: D.H. Janzen, W. Hallwachs & Petrona Rios; otherCatalogNumbers: ASTAT853-06, 03-SRNP-20030,; identifiedBy: AJ Fleming; dateIdentified: 2017; language: en; institutionCode: CNC; collectionCode: Insects; basisOfRecord: Pinned Specimen
- i. scientificName: *Hyphantrophaga eldaarayae*; phylum: Arthropoda; class: Insecta; order: Diptera; family: Tachinidae; genus: *Hyphantrophaga*; specificEpithet: *eldaarayae*; scientificNameAuthorship: Fleming & Wood, 2018; continent: Central America; country: Costa Rica; countryCode: CR; stateProvince: Alajuela; county: Sector San Cristobal; locality: Area de Conservacion Guanacaste; verbatimLocality: Rio Blanco Abajo; verbatimElevation: 500; verbatimLatitude: 10.9004; verbatimLongitude: -85.3725; verbatimCoordinateSystem: Decimal; decimalLatitude: 10.9004; decimalLongitude: -85.3725; samplingProtocol: Reared from the larva of the

- Sphingidae, *Xylophanes chiron*; verbatimEventDate: 03-Oct-2005; individualID: DHJPAR0008082; individualCount: 1; sex: male; lifeStage: adult; preparations: pinned; catalogNumber: DHJPAR0008082; occurrenceDetails: <http://janzen.sas.upenn.edu>; recordedBy: D.H. Janzen, W. Hallwachs & Anabelle Cordoba; otherCatalogNumbers: ASTAT854-06, 05-SRNP-5411, BOLD:AAB0592; identifiedBy: AJ Fleming; dateIdentified: 2017; language: en; institutionCode: CNC; collectionCode: Insects; basisOfRecord: Pinned Specimen
- j. scientificName: *Hyphantrophaga eldaarayae*; phylum: Arthropoda; class: Insecta; order: Diptera; family: Tachinidae; genus: *Hyphantrophaga*; specificEpithet: *eldaarayae*; scientificNameAuthorship: Fleming & Wood, 2018; continent: Central America; country: Costa Rica; countryCode: CR; stateProvince: Guanacaste; county: Sector Pitilla; locality: Area de Conservacion Guanacaste; verbatimLocality: Pasmompa; verbatimElevation: 440; verbatimLatitude: 11.0193; verbatimLongitude: -85.41; verbatimCoordinateSystem: Decimal; decimalLatitude: 11.0193; decimalLongitude: -85.41; samplingProtocol: Reared from the larva of the Sphingidae, *Xylophanes chiron*; verbatimEventDate: 20-Aug-2004; individualID: DHJPAR0008083; individualCount: 1; sex: male; lifeStage: adult; preparations: pinned; catalogNumber: DHJPAR0008083; occurrenceDetails: <http://janzen.sas.upenn.edu>; recordedBy: D.H. Janzen, W. Hallwachs & Petrona Rios; otherCatalogNumbers: ASTAT855-06, 04-SRNP-33892, BOLD:AAB0592; identifiedBy: AJ Fleming; dateIdentified: 2017; language: en; institutionCode: CNC; collectionCode: Insects; basisOfRecord: Pinned Specimen
- k. scientificName: *Hyphantrophaga eldaarayae*; phylum: Arthropoda; class: Insecta; order: Diptera; family: Tachinidae; genus: *Hyphantrophaga*; specificEpithet: *eldaarayae*; scientificNameAuthorship: Fleming & Wood, 2018; continent: Central America; country: Costa Rica; countryCode: CR; stateProvince: Alajuela; county: Sector San Cristobal; locality: Area de Conservacion Guanacaste; verbatimLocality: Rio Blanco Abajo; verbatimElevation: 500; verbatimLatitude: 10.9004; verbatimLongitude: -85.3725; verbatimCoordinateSystem: Decimal; decimalLatitude: 10.9004; decimalLongitude: -85.3725; samplingProtocol: Reared from the larva of the Sphingidae, *Xylophanes chiron*; verbatimEventDate: 05-Oct-2003; individualID: DHJPAR0008060; individualCount: 1; sex: female; lifeStage: adult; preparations: pinned; catalogNumber: DHJPAR0008060; occurrenceDetails: <http://janzen.sas.upenn.edu>; recordedBy: D.H. Janzen, W. Hallwachs & Carolina Cano; otherCatalogNumbers: ASTAT832-06, 03-SRNP-8261; identifiedBy: AJ Fleming; dateIdentified: 2017; language: en; institutionCode: CNC; collectionCode: Insects; basisOfRecord: Pinned Specimen
- l. scientificName: *Hyphantrophaga eldaarayae*; phylum: Arthropoda; class: Insecta; order: Diptera; family: Tachinidae; genus: *Hyphantrophaga*; specificEpithet: *eldaarayae*; scientificNameAuthorship: Fleming & Wood, 2018; continent: Central America; country: Costa Rica; countryCode: CR; stateProvince: Alajuela; county: Sector San Cristobal; locality: Area de Conservacion Guanacaste; verbatimLocality: Rio Blanco Abajo; verbatimElevation: 500; verbatimLatitude: 10.9004; verbatimLongitude: -85.3725; verbatimCoordinateSystem: Decimal; decimalLatitude: 10.9004; decimalLongitude: -85.3725; samplingProtocol: Reared from the larva of the Sphingidae, *Xylophanes chiron*; verbatimEventDate: 13-Nov-2001; individualID: DHJPAR0008062; individualCount: 1; sex: female; lifeStage: adult; preparations: pinned; catalogNumber: DHJPAR0008062; occurrenceDetails: <http://janzen.sas.upenn.edu>; recordedBy: D.H. Janzen, W. Hallwachs & Osvaldo Espinoza; otherCatalogNumbers: ASTAT834-06, 01-SRNP-22084; identifiedBy: AJ Fleming;

- dateIdentified: 2017; language: en; institutionCode: CNC; collectionCode: Insects; basisOfRecord: Pinned Specimen
- m. scientificName: *Hyphantrophaga eldaarayae*; phylum: Arthropoda; class: Insecta; order: Diptera; family: Tachinidae; genus: *Hyphantrophaga*; specificEpithet: *eldaarayae*; scientificNameAuthorship: Fleming & Wood, 2018; continent: Central America; country: Costa Rica; countryCode: CR; stateProvince: Guanacaste; county: Sector El Hacha; locality: Area de Conservacion Guanacaste; verbatimLocality: Sendero Tigre; verbatimElevation: 280; verbatimLatitude: 11.0317; verbatimLongitude: -85.5262; verbatimCoordinateSystem: Decimal; decimalLatitude: 11.0317; decimalLongitude: -85.5262; samplingProtocol: Reared from the larva of the Sphingidae, *Xylophanes pluto*; verbatimEventDate: 04-Sep-2001; individualID: DHJPAR0008063; individualCount: 1; sex: female; lifeStage: adult; preparations: pinned; catalogNumber: DHJPAR0008063; occurrenceDetails: <http://janzen.sas.upenn.edu>; recordedBy: D.H. Janzen, W. Hallwachs & Lucia Rios; otherCatalogNumbers: ASTAT835-06, 01-SRNP-10457,; identifiedBy: AJ Fleming; dateIdentified: 2017; language: en; institutionCode: CNC; collectionCode: Insects; basisOfRecord: Pinned Specimen
- n. scientificName: *Hyphantrophaga eldaarayae*; phylum: Arthropoda; class: Insecta; order: Diptera; family: Tachinidae; genus: *Hyphantrophaga*; specificEpithet: *eldaarayae*; scientificNameAuthorship: Fleming & Wood, 2018; continent: Central America; country: Costa Rica; countryCode: CR; stateProvince: Alajuela; county: Sector San Cristobal; locality: Area de Conservacion Guanacaste; verbatimLocality: Rio Blanco Abajo; verbatimElevation: 500; verbatimLatitude: 10.9004; verbatimLongitude: -85.3725; verbatimCoordinateSystem: Decimal; decimalLatitude: 10.9004; decimalLongitude: -85.3725; samplingProtocol: Reared from the larva of the Sphingidae, *Xylophanes chiron*; verbatimEventDate: 02-Jun-2002; individualID: DHJPAR0008065; individualCount: 1; sex: female; lifeStage: adult; preparations: pinned; catalogNumber: DHJPAR0008065; occurrenceDetails: <http://janzen.sas.upenn.edu>; recordedBy: D.H. Janzen, W. Hallwachs & Gloria Sihezar; otherCatalogNumbers: ASTAT837-06, 02-SRNP-2965, BOLD:AAB0592; identifiedBy: AJ Fleming; dateIdentified: 2017; language: en; institutionCode: CNC; collectionCode: Insects; basisOfRecord: Pinned Specimen
- o. scientificName: *Hyphantrophaga eldaarayae*; phylum: Arthropoda; class: Insecta; order: Diptera; family: Tachinidae; genus: *Hyphantrophaga*; specificEpithet: *eldaarayae*; scientificNameAuthorship: Fleming & Wood, 2018; continent: Central America; country: Costa Rica; countryCode: CR; stateProvince: Guanacaste; county: Sector Santa Rosa; locality: Area de Conservacion Guanacaste; verbatimLocality: Ojochal; verbatimElevation: 10; verbatimLatitude: 10.7851; verbatimLongitude: -85.6637; verbatimCoordinateSystem: Decimal; decimalLatitude: 10.7851; decimalLongitude: -85.6637; samplingProtocol: Reared from the larva of the Sphingidae, *Xylophanes pluto*; verbatimEventDate: 23-Nov-1998; individualID: DHJPAR0008067; individualCount: 1; sex: female; lifeStage: adult; preparations: pinned; catalogNumber: DHJPAR0008067; occurrenceDetails: <http://janzen.sas.upenn.edu>; recordedBy: D.H. Janzen, W. Hallwachs & gusaneros; otherCatalogNumbers: ASTAT839-06, 98-SRNP-12655,; identifiedBy: AJ Fleming; dateIdentified: 2017; language: en; institutionCode: CNC; collectionCode: Insects; basisOfRecord: Pinned Specimen
- p. scientificName: *Hyphantrophaga eldaarayae*; phylum: Arthropoda; class: Insecta; order: Diptera; family: Tachinidae; genus: *Hyphantrophaga*; specificEpithet: *eldaarayae*; scientificNameAuthorship: Fleming & Wood, 2018; continent: Central

- America; country: Costa Rica; countryCode: CR; stateProvince: Guanacaste; county: Sector El Hacha; locality: Area de Conservacion Guanacaste; verbatimLocality: Sendero Bejuquilla; verbatimElevation: 280; verbatimLatitude: 11.03; verbatimLongitude: -85.527; verbatimCoordinateSystem: Decimal; decimalLatitude: 11.03; decimalLongitude: -85.527; samplingProtocol: Reared from the larva of the Sphingidae, *Xylophanes tyndarus*; verbatimEventDate: 23-Dec-1998; individualID: DHJPAR0008068; individualCount: 1; sex: female; lifeStage: adult; preparations: pinned; catalogNumber: DHJPAR0008068; occurrenceDetails: <http://janzen.sas.upenn.edu>; recordedBy: D.H. Janzen, W. Hallwachs & Lucia Rios; otherCatalogNumbers: ASTAT840-06, 98-SRNP-13992; identifiedBy: AJ Fleming; dateIdentified: 2017; language: en; institutionCode: CNC; collectionCode: Insects; basisOfRecord: Pinned Specimen
- q. scientificName: *Hyphantrophaga eldaarayae*; phylum: Arthropoda; class: Insecta; order: Diptera; family: Tachinidae; genus: *Hyphantrophaga*; specificEpithet: *eldaarayae*; scientificNameAuthorship: Fleming & Wood, 2018; continent: Central America; country: Costa Rica; countryCode: CR; stateProvince: Guanacaste; county: Sector Pitilla; locality: Area de Conservacion Guanacaste; verbatimLocality: Pasmompa; verbatimElevation: 440; verbatimLatitude: 11.0193; verbatimLongitude: -85.41; verbatimCoordinateSystem: Decimal; decimalLatitude: 11.0193; decimalLongitude: -85.41; samplingProtocol: Reared from the larva of the Sphingidae, *Xylophanes chiron*; verbatimEventDate: 11-Sep-2003; individualID: DHJPAR0008070; individualCount: 1; sex: female; lifeStage: adult; preparations: pinned; catalogNumber: DHJPAR0008070; occurrenceDetails: <http://janzen.sas.upenn.edu>; recordedBy: D.H. Janzen, W. Hallwachs & Calixto Moraga; otherCatalogNumbers: ASTAT842-06, 03-SRNP-20157; identifiedBy: AJ Fleming; dateIdentified: 2017; language: en; institutionCode: CNC; collectionCode: Insects; basisOfRecord: Pinned Specimen
- r. scientificName: *Hyphantrophaga eldaarayae*; phylum: Arthropoda; class: Insecta; order: Diptera; family: Tachinidae; genus: *Hyphantrophaga*; specificEpithet: *eldaarayae*; scientificNameAuthorship: Fleming & Wood, 2018; continent: Central America; country: Costa Rica; countryCode: CR; stateProvince: Alajuela; county: Sector Rincon Rain Forest; locality: Area de Conservacion Guanacaste; verbatimLocality: San Lucas; verbatimElevation: 320; verbatimLatitude: 10.9185; verbatimLongitude: -85.3034; verbatimCoordinateSystem: Decimal; decimalLatitude: 10.9185; decimalLongitude: -85.3034; samplingProtocol: Reared from the larva of the Sphingidae, *Xylophanes chiron*; verbatimEventDate: 14-Nov-2003; individualID: DHJPAR0008071; individualCount: 1; sex: female; lifeStage: adult; preparations: pinned; catalogNumber: DHJPAR0008071; occurrenceDetails: <http://janzen.sas.upenn.edu>; recordedBy: D.H. Janzen, W. Hallwachs & Jose Perez; otherCatalogNumbers: ASTAT843-06, 03-SRNP-31066, BOLD:AAB0592; identifiedBy: AJ Fleming; dateIdentified: 2017; language: en; institutionCode: CNC; collectionCode: Insects; basisOfRecord: Pinned Specimen
- s. scientificName: *Hyphantrophaga eldaarayae*; phylum: Arthropoda; class: Insecta; order: Diptera; family: Tachinidae; genus: *Hyphantrophaga*; specificEpithet: *eldaarayae*; scientificNameAuthorship: Fleming & Wood, 2018; continent: Central America; country: Costa Rica; countryCode: CR; stateProvince: Alajuela; county: Sector San Cristobal; locality: Area de Conservacion Guanacaste; verbatimLocality: Rio Blanco Abajo; verbatimElevation: 500; verbatimLatitude: 10.9004; verbatimLongitude: -85.3725; verbatimCoordinateSystem: Decimal; decimalLatitude: 10.9004; decimalLongitude: -85.3725; samplingProtocol: Reared from the larva of the Sphingidae, *Xylophanes chiron*; verbatimEventDate: 14-Oct-2002; individualID:

- DHJPAR0008072; individualCount: 1; sex: female; lifeStage: adult; preparations: pinned; catalogNumber: DHJPAR0008072; occurrenceDetails: <http://janzen.sas.upenn.edu>; recordedBy: D.H. Janzen, W. Hallwachs & Carolina Cano; otherCatalogNumbers: ASTAT844-06, 02-SRNP-19190,; identifiedBy: AJ Fleming; dateIdentified: 2017; language: en; institutionCode: CNC; collectionCode: Insects; basisOfRecord: Pinned Specimen
- t. scientificName: *Hyphantrophaga eldaarayae*; phylum: Arthropoda; class: Insecta; order: Diptera; family: Tachinidae; genus: *Hyphantrophaga*; specificEpithet: *eldaarayae*; scientificNameAuthorship: Fleming & Wood, 2018; continent: Central America; country: Costa Rica; countryCode: CR; stateProvince: Guanacaste; county: Sector Santa Rosa; locality: Area de Conservacion Guanacaste; verbatimLocality: Sendero Inga Peluda; verbatimElevation: 280; verbatimLatitude: 10.8733; verbatimLongitude: -85.6067; verbatimCoordinateSystem: Decimal; decimalLatitude: 10.8733; decimalLongitude: -85.6067; samplingProtocol: Reared from the larva of the Sphingidae, *Xylophanes chiron*; verbatimEventDate: 10-Aug-2003; individualID: DHJPAR0008073; individualCount: 1; sex: female; lifeStage: adult; preparations: pinned; catalogNumber: DHJPAR0008073; occurrenceDetails: <http://janzen.sas.upenn.edu>; recordedBy: D.H. Janzen, W. Hallwachs & Guillermo Pereira; otherCatalogNumbers: ASTAT845-06, 03-SRNP-14322,; identifiedBy: AJ Fleming; dateIdentified: 2017; language: en; institutionCode: CNC; collectionCode: Insects; basisOfRecord: Pinned Specimen
- u. scientificName: *Hyphantrophaga eldaarayae*; phylum: Arthropoda; class: Insecta; order: Diptera; family: Tachinidae; genus: *Hyphantrophaga*; specificEpithet: *eldaarayae*; scientificNameAuthorship: Fleming & Wood, 2018; continent: Central America; country: Costa Rica; countryCode: CR; stateProvince: Guanacaste; county: Sector Santa Rosa; locality: Area de Conservacion Guanacaste; verbatimLocality: Sendero Inga Peluda; verbatimElevation: 280; verbatimLatitude: 10.8733; verbatimLongitude: -85.6067; verbatimCoordinateSystem: Decimal; decimalLatitude: 10.8733; decimalLongitude: -85.6067; samplingProtocol: Reared from the larva of the Sphingidae, *Xylophanes chiron*; verbatimEventDate: 10-Aug-2003; individualID: DHJPAR0008074; individualCount: 1; sex: female; lifeStage: adult; preparations: pinned; catalogNumber: DHJPAR0008074; occurrenceDetails: <http://janzen.sas.upenn.edu>; recordedBy: D.H. Janzen, W. Hallwachs & Mariano Pereira; otherCatalogNumbers: ASTAT846-06, 03-SRNP-14331,; identifiedBy: AJ Fleming; dateIdentified: 2017; language: en; institutionCode: CNC; collectionCode: Insects; basisOfRecord: Pinned Specimen
- v. scientificName: *Hyphantrophaga eldaarayae*; phylum: Arthropoda; class: Insecta; order: Diptera; family: Tachinidae; genus: *Hyphantrophaga*; specificEpithet: *eldaarayae*; scientificNameAuthorship: Fleming & Wood, 2018; continent: Central America; country: Costa Rica; countryCode: CR; stateProvince: Guanacaste; county: Sector Santa Rosa; locality: Area de Conservacion Guanacaste; verbatimLocality: Sendero Inga Peluda; verbatimElevation: 280; verbatimLatitude: 10.8733; verbatimLongitude: -85.6067; verbatimCoordinateSystem: Decimal; decimalLatitude: 10.8733; decimalLongitude: -85.6067; samplingProtocol: Reared from the larva of the Sphingidae, *Xylophanes chiron*; verbatimEventDate: 06-Aug-2003; individualID: DHJPAR0008076; individualCount: 1; sex: female; lifeStage: adult; preparations: pinned; catalogNumber: DHJPAR0008076; occurrenceDetails: <http://janzen.sas.upenn.edu>; recordedBy: D.H. Janzen, W. Hallwachs & Guillermo Pereira; otherCatalogNumbers: ASTAT848-06, 03-SRNP-14312,; identifiedBy: AJ Fleming;

- dateIdentified: 2017; language: en; institutionCode: CNC; collectionCode: Insects; basisOfRecord: Pinned Specimen
- w. scientificName: *Hyphantrophaga eldaarayae*; phylum: Arthropoda; class: Insecta; order: Diptera; family: Tachinidae; genus: *Hyphantrophaga*; specificEpithet: *eldaarayae*; scientificNameAuthorship: Fleming & Wood, 2018; continent: Central America; country: Costa Rica; countryCode: CR; stateProvince: Alajuela; county: Sector San Cristobal; locality: Area de Conservacion Guanacaste; verbatimLocality: Sendero Palo Alto; verbatimElevation: 570; verbatimLatitude: 10.8819; verbatimLongitude: -85.3822; verbatimCoordinateSystem: Decimal; decimalLatitude: 10.8819; decimalLongitude: -85.3822; samplingProtocol: Reared from the larva of the Sphingidae, *Xylophanes chiron*; verbatimEventDate: 11-Jul-2004; individualID: DHJPAR0008077; individualCount: 1; sex: female; lifeStage: adult; preparations: pinned; catalogNumber: DHJPAR0008077; occurrenceDetails: <http://janzen.sas.upenn.edu>; recordedBy: D.H. Janzen, W. Hallwachs & Elda Araya; otherCatalogNumbers: ASTAT849-06, 04-SRNP-2696, BOLD:AAB0592; identifiedBy: AJ Fleming; dateIdentified: 2017; language: en; institutionCode: CNC; collectionCode: Insects; basisOfRecord: Pinned Specimen

Other materials:

- a. scientificName: *Hyphantrophaga eldaarayae*; phylum: Arthropoda; class: Insecta; order: Diptera; family: Tachinidae; genus: *Hyphantrophaga*; specificEpithet: *eldaarayae*; scientificNameAuthorship: Fleming & Wood, 2018; continent: Central America; country: Costa Rica; countryCode: CR; stateProvince: Guanacaste; county: Sector Pitilla; locality: Area de Conservacion Guanacaste; verbatimLocality: Estacion Pitilla; verbatimElevation: 675; verbatimLatitude: 10.9893; verbatimLongitude: -85.4258; verbatimCoordinateSystem: Decimal; decimalLatitude: 10.9893; decimalLongitude: -85.4258; samplingProtocol: Reared from the larva of the Sphingidae, *Xylophanes chiron*; verbatimEventDate: 15-Aug-2004; individualID: DHJPAR0008086; individualCount: 1; sex: male; lifeStage: adult; preparations: pinned; catalogNumber: DHJPAR0008086; occurrenceDetails: <http://janzen.sas.upenn.edu>; recordedBy: D.H. Janzen, W. Hallwachs & Calixto Moraga; otherCatalogNumbers: ASTAT858-06, 04-SRNP-33860, BOLD:AAB0592; identifiedBy: AJ Fleming; dateIdentified: 2017; language: en; institutionCode: CNC; collectionCode: Insects; basisOfRecord: Pinned Specimen
- b. scientificName: *Hyphantrophaga eldaarayae*; phylum: Arthropoda; class: Insecta; order: Diptera; family: Tachinidae; genus: *Hyphantrophaga*; specificEpithet: *eldaarayae*; scientificNameAuthorship: Fleming & Wood, 2018; continent: Central America; country: Costa Rica; countryCode: CR; stateProvince: Alajuela; county: Sector San Cristobal; locality: Area de Conservacion Guanacaste; verbatimLocality: Finca San Gabriel; verbatimElevation: 645; verbatimLatitude: 10.8777; verbatimLongitude: -85.3934; verbatimCoordinateSystem: Decimal; decimalLatitude: 10.8777; decimalLongitude: -85.3934; samplingProtocol: Reared from the larva of the Sphingidae, *Xylophanes chiron*; verbatimEventDate: 24-Sep-2004; individualID: DHJPAR0008087; individualCount: 1; sex: male; lifeStage: adult; preparations: pinned; catalogNumber: DHJPAR0008087; occurrenceDetails: <http://janzen.sas.upenn.edu>; recordedBy: D.H. Janzen, W. Hallwachs & Elda Araya; otherCatalogNumbers: ASTAT859-06, 04-SRNP-4398,; identifiedBy: AJ Fleming; dateIdentified: 2017; language: en; institutionCode: CNC; collectionCode: Insects; basisOfRecord: Pinned Specimen

- c. scientificName: *Hyphantrophaga eldaarayae*; phylum: Arthropoda; class: Insecta; order: Diptera; family: Tachinidae; genus: *Hyphantrophaga*; specificEpithet: *eldaarayae*; scientificNameAuthorship: Fleming & Wood, 2018; continent: Central America; country: Costa Rica; countryCode: CR; stateProvince: Guanacaste; county: Sector El Hacha; locality: Area de Conservacion Guanacaste; verbatimLocality: Sendero Tigre; verbatimElevation: 280; verbatimLatitude: 11.0317; verbatimLongitude: -85.5262; verbatimCoordinateSystem: Decimal; decimalLatitude: 11.0317; decimalLongitude: -85.5262; samplingProtocol: Reared from the larva of the Sphingidae, *Xylophanes tyndarus*; verbatimEventDate: 09-Oct-2000; individualID: DHJPAR0008088; individualCount: 1; sex: male; lifeStage: adult; preparations: pinned; catalogNumber: DHJPAR0008088; occurrenceDetails: <http://janzen.sas.upenn.edu>; recordedBy: D.H. Janzen, W. Hallwachs & Lucia Rios; otherCatalogNumbers: ASTAT860-06, 00-SRNP-2879.1.; identifiedBy: AJ Fleming; dateIdentified: 2017; language: en; institutionCode: CNC; collectionCode: Insects; basisOfRecord: Pinned Specimen
- d. scientificName: *Hyphantrophaga eldaarayae*; phylum: Arthropoda; class: Insecta; order: Diptera; family: Tachinidae; genus: *Hyphantrophaga*; specificEpithet: *eldaarayae*; scientificNameAuthorship: Fleming & Wood, 2018; continent: Central America; country: Costa Rica; countryCode: CR; stateProvince: Guanacaste; county: Sector Santa Rosa; locality: Area de Conservacion Guanacaste; verbatimLocality: Bosque Interseccion; verbatimElevation: 15; verbatimLatitude: 10.8005; verbatimLongitude: -85.6492; verbatimCoordinateSystem: Decimal; decimalLatitude: 10.8005; decimalLongitude: -85.6492; samplingProtocol: Reared from the larva of the Sphingidae, *Xylophanes pluto*; verbatimEventDate: 22-Nov-1998; individualID: DHJPAR0008091; individualCount: 1; sex: male; lifeStage: adult; preparations: pinned; catalogNumber: DHJPAR0008091; occurrenceDetails: <http://janzen.sas.upenn.edu>; recordedBy: D.H. Janzen, W. Hallwachs & gusaneros; otherCatalogNumbers: ASTAT863-06, 98-SRNP-12367, BOLD:AAB0592; identifiedBy: AJ Fleming; dateIdentified: 2017; language: en; institutionCode: CNC; collectionCode: Insects; basisOfRecord: Pinned Specimen
- e. scientificName: *Hyphantrophaga eldaarayae*; phylum: Arthropoda; class: Insecta; order: Diptera; family: Tachinidae; genus: *Hyphantrophaga*; specificEpithet: *eldaarayae*; scientificNameAuthorship: Fleming & Wood, 2018; continent: Central America; country: Costa Rica; countryCode: CR; stateProvince: Guanacaste; county: Sector El Hacha; locality: Area de Conservacion Guanacaste; verbatimLocality: Sendero Tigre; verbatimElevation: 280; verbatimLatitude: 11.0317; verbatimLongitude: -85.5262; verbatimCoordinateSystem: Decimal; decimalLatitude: 11.0317; decimalLongitude: -85.5262; samplingProtocol: Reared from the larva of the Sphingidae, *Xylophanes chiron*; verbatimEventDate: 23-Jul-1997; individualID: DHJPAR0008094; individualCount: 1; sex: male; lifeStage: adult; preparations: pinned; catalogNumber: DHJPAR0008094; occurrenceDetails: <http://janzen.sas.upenn.edu>; recordedBy: D.H. Janzen, W. Hallwachs & Mariano Pereira; otherCatalogNumbers: ASTAT866-06, 97-SRNP-4527, BOLD:AAB0592; identifiedBy: AJ Fleming; dateIdentified: 2017; language: en; institutionCode: CNC; collectionCode: Insects; basisOfRecord: Pinned Specimen
- f. scientificName: *Hyphantrophaga eldaarayae*; phylum: Arthropoda; class: Insecta; order: Diptera; family: Tachinidae; genus: *Hyphantrophaga*; specificEpithet: *eldaarayae*; scientificNameAuthorship: Fleming & Wood, 2018; continent: Central America; country: Costa Rica; countryCode: CR; stateProvince: Guanacaste; county: Sector Pitilla; locality: Area de Conservacion Guanacaste; verbatimLocality:

Pasmompa; verbatimElevation: 440; verbatimLatitude: 11.0193; verbatimLongitude: -85.41; verbatimCoordinateSystem: Decimal; decimalLatitude: 11.0193; decimalLongitude: -85.41; samplingProtocol: Reared from the larva of the Sphingidae, *Xylophanes maculator*; verbatimEventDate: 29-Jan-2001; individualID: DHJPAR0008096; individualCount: 1; sex: male; lifeStage: adult; preparations: pinned; catalogNumber: DHJPAR0008096; occurrenceDetails: <http://janzen.sas.upenn.edu>; recordedBy: D.H. Janzen, W. Hallwachs & Elieth Cantillano; otherCatalogNumbers: ASTAT868-06, 00-SRNP-4448,; identifiedBy: AJ Fleming; dateIdentified: 2017; language: en; institutionCode: CNC; collectionCode: Insects; basisOfRecord: Pinned Specimen

- g. scientificName: *Hyphantrophaga eldaarayae*; phylum: Arthropoda; class: Insecta; order: Diptera; family: Tachinidae; genus: *Hyphantrophaga*; specificEpithet: *eldaarayae*; scientificNameAuthorship: Fleming & Wood, 2018; continent: Central America; country: Costa Rica; countryCode: CR; stateProvince: Guanacaste; county: Sector Santa Rosa; locality: Area de Conservacion Guanacaste; verbatimLocality: Bosque Interseccion; verbatimElevation: 15; verbatimLatitude: 10.8005; verbatimLongitude: -85.6492; verbatimCoordinateSystem: Decimal; decimalLatitude: 10.8005; decimalLongitude: -85.6492; samplingProtocol: Reared from the larva of the Sphingidae, *Xylophanes pluto*; verbatimEventDate: 16-Nov-1998; individualID: DHJPAR0008098; individualCount: 1; sex: male; lifeStage: adult; preparations: pinned; catalogNumber: DHJPAR0008098; occurrenceDetails: <http://janzen.sas.upenn.edu>; recordedBy: D.H. Janzen, W. Hallwachs & gusaneros; otherCatalogNumbers: ASTAT870-06, 98-SRNP-12364,; identifiedBy: AJ Fleming; dateIdentified: 2017; language: en; institutionCode: CNC; collectionCode: Insects; basisOfRecord: Pinned Specimen
- h. scientificName: *Hyphantrophaga eldaarayae*; phylum: Arthropoda; class: Insecta; order: Diptera; family: Tachinidae; genus: *Hyphantrophaga*; specificEpithet: *eldaarayae*; scientificNameAuthorship: Fleming & Wood, 2018; continent: Central America; country: Costa Rica; countryCode: CR; stateProvince: Guanacaste; county: Sector El Hacha; locality: Area de Conservacion Guanacaste; verbatimLocality: Sendero Bejuquilla; verbatimElevation: 280; verbatimLatitude: 11.03; verbatimLongitude: -85.527; verbatimCoordinateSystem: Decimal; decimalLatitude: 11.03; decimalLongitude: -85.527; samplingProtocol: Reared from the larva of the Sphingidae, *Xylophanes chiron*; verbatimEventDate: 13-Dec-1998; individualID: DHJPAR0008099; individualCount: 1; sex: male; lifeStage: adult; preparations: pinned; catalogNumber: DHJPAR0008099; occurrenceDetails: <http://janzen.sas.upenn.edu>; recordedBy: D.H. Janzen, W. Hallwachs & Lucia Rios; otherCatalogNumbers: ASTAT871-06, 98-SRNP-14084, BOLD:AAB0592; identifiedBy: AJ Fleming; dateIdentified: 2017; language: en; institutionCode: CNC; collectionCode: Insects; basisOfRecord: Pinned Specimen
- i. scientificName: *Hyphantrophaga eldaarayae*; phylum: Arthropoda; class: Insecta; order: Diptera; family: Tachinidae; genus: *Hyphantrophaga*; specificEpithet: *eldaarayae*; scientificNameAuthorship: Fleming & Wood, 2018; continent: Central America; country: Costa Rica; countryCode: CR; stateProvince: Alajuela; county: Sector Rincon Rain Forest; locality: Area de Conservacion Guanacaste; verbatimLocality: San Lucas; verbatimElevation: 320; verbatimLatitude: 10.9185; verbatimLongitude: -85.3034; verbatimCoordinateSystem: Decimal; decimalLatitude: 10.9185; decimalLongitude: -85.3034; samplingProtocol: Reared from the larva of the Sphingidae, *Xylophanes chiron*; verbatimEventDate: 05-Nov-2003; individualID: DHJPAR0008108; individualCount: 1; sex: male; lifeStage: adult; preparations: pinned;

- catalogNumber: DHJPAR0008108; occurrenceDetails: <http://janzen.sas.upenn.edu>;
 recordedBy: D.H. Janzen, W. Hallwachs & Carolina Cano; otherCatalogNumbers:
 ASTAT880-06, 03-SRNP-13019.1, BOLD:AAB0592; identifiedBy: AJ Fleming;
 dateIdentified: 2017; language: en; institutionCode: CNC; collectionCode: Insects;
 basisOfRecord: Pinned Specimen
- j. scientificName: *Hyphantrophaga eldaarayae*; phylum: Arthropoda; class: Insecta;
 order: Diptera; family: Tachinidae; genus: *Hyphantrophaga*; specificEpithet:
eldaarayae; scientificNameAuthorship: Fleming & Wood, 2018; continent: Central
 America; country: Costa Rica; countryCode: CR; stateProvince: Guanacaste; county:
 Sector Del Oro; locality: Area de Conservacion Guanacaste; verbatimLocality:
 Margarita; verbatimElevation: 380; verbatimLatitude: 11.0323; verbatimLongitude:
 -85.4395; verbatimCoordinateSystem: Decimal; decimalLatitude: 11.0323;
 decimalLongitude: -85.4395; samplingProtocol: Reared from the larva of the
 Sphingidae, *Xylophanes chiron*; verbatimEventDate: 09-Jul-2006; individualID:
 DHJPAR0015261; individualCount: 1; sex: male; lifeStage: adult; preparations: pinned;
 catalogNumber: DHJPAR0015261; occurrenceDetails: <http://janzen.sas.upenn.edu>;
 recordedBy: D.H. Janzen, W. Hallwachs & Roster Moraga; otherCatalogNumbers:
 ASTAS016-06, 06-SRNP-21420, BOLD:AAB0592; identifiedBy: AJ Fleming;
 dateIdentified: 2017; language: en; institutionCode: CNC; collectionCode: Insects;
 basisOfRecord: Pinned Specimen
- k. scientificName: *Hyphantrophaga eldaarayae*; phylum: Arthropoda; class: Insecta;
 order: Diptera; family: Tachinidae; genus: *Hyphantrophaga*; specificEpithet:
eldaarayae; scientificNameAuthorship: Fleming & Wood, 2018; continent: Central
 America; country: Costa Rica; countryCode: CR; stateProvince: Guanacaste; county:
 Sector Del Oro; locality: Area de Conservacion Guanacaste; verbatimLocality: Puente
 Mena; verbatimElevation: 280; verbatimLatitude: 11.0456; verbatimLongitude:
 -85.4574; verbatimCoordinateSystem: Decimal; decimalLatitude: 11.0456;
 decimalLongitude: -85.4574; samplingProtocol: Reared from the larva of the
 Sphingidae, *Xylophanes chiron*; verbatimEventDate: 08-Jul-2006; individualID:
 DHJPAR0015262; individualCount: 1; sex: male; lifeStage: adult; preparations: pinned;
 catalogNumber: DHJPAR0015262; occurrenceDetails: <http://janzen.sas.upenn.edu>;
 recordedBy: D.H. Janzen, W. Hallwachs & Roster Moraga; otherCatalogNumbers:
 ASTAS017-06, 06-SRNP-21347, BOLD:AAB0592; identifiedBy: AJ Fleming;
 dateIdentified: 2017; language: en; institutionCode: CNC; collectionCode: Insects;
 basisOfRecord: Pinned Specimen
- l. scientificName: *Hyphantrophaga eldaarayae*; phylum: Arthropoda; class: Insecta;
 order: Diptera; family: Tachinidae; genus: *Hyphantrophaga*; specificEpithet:
eldaarayae; scientificNameAuthorship: Fleming & Wood, 2018; continent: Central
 America; country: Costa Rica; countryCode: CR; stateProvince: Alajuela; county:
 Sector Rincon Rain Forest; locality: Area de Conservacion Guanacaste;
 verbatimLocality: Puente Rio Negro; verbatimElevation: 340; verbatimLatitude:
 10.9038; verbatimLongitude: -85.3027; verbatimCoordinateSystem: Decimal;
 decimalLatitude: 10.9038; decimalLongitude: -85.3027; samplingProtocol: Reared from
 the larva of the Sphingidae, *Xylophanes chiron*; verbatimEventDate: 09-Jul-2006;
 individualID: DHJPAR0015268; individualCount: 1; sex: male; lifeStage: adult;
 preparations: pinned; catalogNumber: DHJPAR0015268; occurrenceDetails: [http://
 janzen.sas.upenn.edu](http://janzen.sas.upenn.edu); recordedBy: D.H. Janzen, W. Hallwachs & Minor Carmona;
 otherCatalogNumbers: ASTAS023-06, 06-SRNP-42101; identifiedBy: AJ Fleming;
 dateIdentified: 2017; language: en; institutionCode: CNC; collectionCode: Insects;
 basisOfRecord: Pinned Specimen

- m. scientificName: *Hyphantrophaga eldaarayae*; phylum: Arthropoda; class: Insecta; order: Diptera; family: Tachinidae; genus: *Hyphantrophaga*; specificEpithet: *eldaarayae*; scientificNameAuthorship: Fleming & Wood, 2018; continent: Central America; country: Costa Rica; countryCode: CR; stateProvince: Alajuela; county: Sector San Cristobal; locality: Area de Conservacion Guanacaste; verbatimLocality: Finca San Gabriel; verbatimElevation: 645; verbatimLatitude: 10.8777; verbatimLongitude: -85.3934; verbatimCoordinateSystem: Decimal; decimalLatitude: 10.8777; decimalLongitude: -85.3934; samplingProtocol: Reared from the larva of the Sphingidae, *Xylophanes chiron*; verbatimEventDate: 18-Oct-2006; individualID: DHJPAR0016114; individualCount: 1; sex: male; lifeStage: adult; preparations: pinned; catalogNumber: DHJPAR0016114; occurrenceDetails: <http://janzen.sas.upenn.edu>; recordedBy: D.H. Janzen, W. Hallwachs & Anabelle Cordoba; otherCatalogNumbers: ASTAP143-06, 06-SRNP-7629, BOLD:AAB0592; identifiedBy: AJ Fleming; dateIdentified: 2017; language: en; institutionCode: CNC; collectionCode: Insects; basisOfRecord: Pinned Specimen
- n. scientificName: *Hyphantrophaga eldaarayae*; phylum: Arthropoda; class: Insecta; order: Diptera; family: Tachinidae; genus: *Hyphantrophaga*; specificEpithet: *eldaarayae*; scientificNameAuthorship: Fleming & Wood, 2018; continent: Central America; country: Costa Rica; countryCode: CR; stateProvince: Alajuela; county: Brasilia; locality: Area de Conservacion Guanacaste; verbatimLocality: Piedrona; verbatimElevation: 340; verbatimLatitude: 11.0162; verbatimLongitude: -85.359; verbatimCoordinateSystem: Decimal; decimalLatitude: 11.0162; decimalLongitude: -85.359; samplingProtocol: Reared from the larva of the Sphingidae, *Xylophanes chiron*; verbatimEventDate: 12-Sep-2007; individualID: DHJPAR0022017; individualCount: 1; sex: male; lifeStage: adult; preparations: pinned; catalogNumber: DHJPAR0022017; occurrenceDetails: <http://janzen.sas.upenn.edu>; recordedBy: D.H. Janzen, W. Hallwachs & Duvalier Briceno; otherCatalogNumbers: ASTAT1155-07, 07-SRNP-65374, BOLD:AAB0592; identifiedBy: AJ Fleming; dateIdentified: 2017; language: en; institutionCode: CNC; collectionCode: Insects; basisOfRecord: Pinned Specimen
- o. scientificName: *Hyphantrophaga eldaarayae*; phylum: Arthropoda; class: Insecta; order: Diptera; family: Tachinidae; genus: *Hyphantrophaga*; specificEpithet: *eldaarayae*; scientificNameAuthorship: Fleming & Wood, 2018; continent: Central America; country: Costa Rica; countryCode: CR; stateProvince: Guanacaste; county: Sector Santa Rosa; locality: Area de Conservacion Guanacaste; verbatimLocality: Bosque Humedo; verbatimElevation: 290; verbatimLatitude: 10.8514; verbatimLongitude: -85.608; verbatimCoordinateSystem: Decimal; decimalLatitude: 10.8514; decimalLongitude: -85.608; samplingProtocol: Reared from the larva of the Sphingidae, *Xylophanes chiron*; verbatimEventDate: 24-Jul-1986; individualID: DHJPAR0022961; individualCount: 1; sex: male; lifeStage: adult; preparations: pinned; catalogNumber: DHJPAR0022961; occurrenceDetails: <http://janzen.sas.upenn.edu>; recordedBy: D.H. Janzen, W. Hallwachs & gusaneros; otherCatalogNumbers: ASTAW125-08, 86-SRNP-226, BOLD:AAB0592; identifiedBy: AJ Fleming; dateIdentified: 2017; language: en; institutionCode: CNC; collectionCode: Insects; basisOfRecord: Pinned Specimen
- p. scientificName: *Hyphantrophaga eldaarayae*; phylum: Arthropoda; class: Insecta; order: Diptera; family: Tachinidae; genus: *Hyphantrophaga*; specificEpithet: *eldaarayae*; scientificNameAuthorship: Fleming & Wood, 2018; continent: Central America; country: Costa Rica; countryCode: CR; stateProvince: Alajuela; county: Sector San Cristobal; locality: Area de Conservacion Guanacaste; verbatimLocality:

Rio Blanco Abajo; verbatimElevation: 500; verbatimLatitude: 10.9004; verbatimLongitude: -85.3725; verbatimCoordinateSystem: Decimal; decimalLatitude: 10.9004; decimalLongitude: -85.3725; samplingProtocol: Reared from the larva of the Sphingidae, *Xylophanes chiron*; verbatimEventDate: 28-Nov-2001; individualID: DHJPAR0022962; individualCount: 1; sex: male; lifeStage: adult; preparations: pinned; catalogNumber: DHJPAR0022962; occurrenceDetails: <http://janzen.sas.upenn.edu>; recordedBy: D.H. Janzen, W. Hallwachs & Gloria Sihezar; otherCatalogNumbers: ASTAW126-08, 01-SRNP-3991.; identifiedBy: AJ Fleming; dateIdentified: 2017; language: en; institutionCode: CNC; collectionCode: Insects; basisOfRecord: Pinned Specimen

- q. scientificName: *Hyphantrophaga eldaarayae*; phylum: Arthropoda; class: Insecta; order: Diptera; family: Tachinidae; genus: *Hyphantrophaga*; specificEpithet: *eldaarayae*; scientificNameAuthorship: Fleming & Wood, 2018; continent: Central America; country: Costa Rica; countryCode: CR; stateProvince: Alajuela; county: Sector San Cristobal; locality: Area de Conservacion Guanacaste; verbatimLocality: Sendero Pinyal; verbatimElevation: 630; verbatimLatitude: 10.8716; verbatimLongitude: -85.3933; verbatimCoordinateSystem: Decimal; decimalLatitude: 10.8716; decimalLongitude: -85.3933; samplingProtocol: Reared from the larva of the Sphingidae, *Xylophanes chiron*; verbatimEventDate: 30-Jan-2006; individualID: DHJPAR0005524; individualCount: 1; sex: male; lifeStage: adult; preparations: pinned; catalogNumber: DHJPAR0005524; occurrenceDetails: <http://janzen.sas.upenn.edu>; recordedBy: D.H. Janzen, W. Hallwachs & Carolina Cano; otherCatalogNumbers: ASTA643-06, 05-SRNP-7881.; identifiedBy: AJ Fleming; dateIdentified: 2017; language: en; institutionCode: CNC; collectionCode: Insects; basisOfRecord: Pinned Specimen
- r. scientificName: *Hyphantrophaga eldaarayae*; phylum: Arthropoda; class: Insecta; order: Diptera; family: Tachinidae; genus: *Hyphantrophaga*; specificEpithet: *eldaarayae*; scientificNameAuthorship: Fleming & Wood, 2018; continent: Central America; country: Costa Rica; countryCode: CR; stateProvince: Alajuela; county: Sector San Cristobal; locality: Area de Conservacion Guanacaste; verbatimLocality: Rio Blanco Abajo; verbatimElevation: 500; verbatimLatitude: 10.9004; verbatimLongitude: -85.3725; verbatimCoordinateSystem: Decimal; decimalLatitude: 10.9004; decimalLongitude: -85.3725; samplingProtocol: Reared from the larva of the Sphingidae, *Xylophanes chiron*; verbatimEventDate: 28-Nov-2001; individualID: DHJPAR0022964; individualCount: 1; sex: male; lifeStage: adult; preparations: pinned; catalogNumber: DHJPAR0022964; occurrenceDetails: <http://janzen.sas.upenn.edu>; recordedBy: D.H. Janzen, W. Hallwachs & Gloria Sihezar; otherCatalogNumbers: ASTAW128-08, 01-SRNP-3991, BOLD:AAB0592; identifiedBy: AJ Fleming; dateIdentified: 2017; language: en; institutionCode: CNC; collectionCode: Insects; basisOfRecord: Pinned Specimen
- s. scientificName: *Hyphantrophaga eldaarayae*; phylum: Arthropoda; class: Insecta; order: Diptera; family: Tachinidae; genus: *Hyphantrophaga*; specificEpithet: *eldaarayae*; scientificNameAuthorship: Fleming & Wood, 2018; continent: Central America; country: Costa Rica; countryCode: CR; stateProvince: Guanacaste; county: Sector Pitilla; locality: Area de Conservacion Guanacaste; verbatimLocality: Sendero Mismo; verbatimElevation: 680; verbatimLatitude: 10.9876; verbatimLongitude: -85.4197; verbatimCoordinateSystem: Decimal; decimalLatitude: 10.9876; decimalLongitude: -85.4197; samplingProtocol: Reared from the larva of the Sphingidae, *Xylophanes chiron*; verbatimEventDate: 18-Apr-2008; individualID: DHJPAR0024606; individualCount: 1; sex: male; lifeStage: adult; preparations: pinned;

catalogNumber: DHJPAR0024606; occurrenceDetails: <http://janzen.sas.upenn.edu>;
 recordedBy: D.H. Janzen, W. Hallwachs & Calixto Moraga; otherCatalogNumbers:
 ASTAW716-08, 08-SRNP-30750,; identifiedBy: AJ Fleming; dateIdentified: 2017;
 language: en; institutionCode: CNC; collectionCode: Insects; basisOfRecord: Pinned
 Specimen

- t. scientificName: *Hyphantrophaga eldaarayae*; phylum: Arthropoda; class: Insecta;
 order: Diptera; family: Tachinidae; genus: *Hyphantrophaga*; specificEpithet:
eldaarayae; scientificNameAuthorship: Fleming & Wood, 2018; continent: Central
 America; country: Costa Rica; countryCode: CR; stateProvince: Guanacaste; county:
 Sector Pitilla; locality: Area de Conservacion Guanacaste; verbatimLocality:
 Quebradona; verbatimElevation: 475; verbatimLatitude: 10.991; verbatimLongitude:
 -85.3954; verbatimCoordinateSystem: Decimal; decimalLatitude: 10.991;
 decimalLongitude: -85.3954; samplingProtocol: Reared from the larva of the
 Sphingidae, *Xylophanes chiron*; verbatimEventDate: 08-Sep-2008; individualID:
 DHJPAR0029703; individualCount: 1; sex: male; lifeStage: adult; preparations: pinned;
 catalogNumber: DHJPAR0029703; occurrenceDetails: <http://janzen.sas.upenn.edu>;
 recordedBy: D.H. Janzen, W. Hallwachs & Ronald Siezar; otherCatalogNumbers:
 ASHYM1124-09, 08-SRNP-71975, BOLD:AAB0592; identifiedBy: AJ Fleming;
 dateIdentified: 2017; language: en; institutionCode: CNC; collectionCode: Insects;
 basisOfRecord: Pinned Specimen
- u. scientificName: *Hyphantrophaga eldaarayae*; phylum: Arthropoda; class: Insecta;
 order: Diptera; family: Tachinidae; genus: *Hyphantrophaga*; specificEpithet:
eldaarayae; scientificNameAuthorship: Fleming & Wood, 2018; continent: Central
 America; country: Costa Rica; countryCode: CR; stateProvince: Alajuela; county:
 Sector San Cristobal; locality: Area de Conservacion Guanacaste; verbatimLocality:
 Tajo Angeles; verbatimElevation: 540; verbatimLatitude: 10.8647; verbatimLongitude:
 -85.4153; verbatimCoordinateSystem: Decimal; decimalLatitude: 10.8647;
 decimalLongitude: -85.4153; samplingProtocol: Reared from the larva of the
 Sphingidae, *Xylophanes chiron*; verbatimEventDate: 03-Dec-2007; individualID:
 DHJPAR0030007; individualCount: 1; sex: male; lifeStage: adult; preparations: pinned;
 catalogNumber: DHJPAR0030007; occurrenceDetails: <http://janzen.sas.upenn.edu>;
 recordedBy: D.H. Janzen, W. Hallwachs & Carolina Cano; otherCatalogNumbers:
 ASHYB751-09, 08-SRNP-6017, BOLD:AAB0592; identifiedBy: AJ Fleming;
 dateIdentified: 2017; language: en; institutionCode: CNC; collectionCode: Insects;
 basisOfRecord: Pinned Specimen
- v. scientificName: *Hyphantrophaga eldaarayae*; phylum: Arthropoda; class: Insecta;
 order: Diptera; family: Tachinidae; genus: *Hyphantrophaga*; specificEpithet:
eldaarayae; scientificNameAuthorship: Fleming & Wood, 2018; continent: Central
 America; country: Costa Rica; countryCode: CR; stateProvince: Alajuela; county:
 Sector Rincon Rain Forest; locality: Area de Conservacion Guanacaste;
 verbatimLocality: San Lucas; verbatimElevation: 320; verbatimLatitude: 10.9185;
 verbatimLongitude: -85.3034; verbatimCoordinateSystem: Decimal; decimalLatitude:
 10.9185; decimalLongitude: -85.3034; samplingProtocol: Reared from the larva of the
 Sphingidae, *Xylophanes porcus*; verbatimEventDate: 16-Feb-2009; individualID:
 DHJPAR0030035; individualCount: 1; sex: male; lifeStage: adult; preparations: pinned;
 catalogNumber: DHJPAR0030035; occurrenceDetails: <http://janzen.sas.upenn.edu>;
 recordedBy: D.H. Janzen, W. Hallwachs & Anabelle Cordoba; otherCatalogNumbers:
 ASHYB779-09, 09-SRNP-40036, BOLD:AAB0592; identifiedBy: AJ Fleming;
 dateIdentified: 2017; language: en; institutionCode: CNC; collectionCode: Insects;
 basisOfRecord: Pinned Specimen

- w. scientificName: *Hyphantrophaga eldaarayae*; phylum: Arthropoda; class: Insecta; order: Diptera; family: Tachinidae; genus: *Hyphantrophaga*; specificEpithet: *eldaarayae*; scientificNameAuthorship: Fleming & Wood, 2018; continent: Central America; country: Costa Rica; countryCode: CR; stateProvince: Guanacaste; county: Sector Del Oro; locality: Area de Conservacion Guanacaste; verbatimLocality: Rio Chon; verbatimElevation: 320; verbatimLatitude: 11.0412; verbatimLongitude: -85.4417; verbatimCoordinateSystem: Decimal; decimalLatitude: 11.0412; decimalLongitude: -85.4417; samplingProtocol: Reared from the larva of the Sphingidae, *Xylophanes chiron*; verbatimEventDate: 31-Jul-2009; individualID: DHJPAR0036488; individualCount: 1; sex: male; lifeStage: adult; preparations: pinned; catalogNumber: DHJPAR0036488; occurrenceDetails: <http://janzen.sas.upenn.edu>; recordedBy: D.H. Janzen, W. Hallwachs & Roster Moraga; otherCatalogNumbers: ASHYE1399-09, 09-SRNP-21680, BOLD:AAB0592; identifiedBy: AJ Fleming; dateIdentified: 2017; language: en; institutionCode: CNC; collectionCode: Insects; basisOfRecord: Pinned Specimen
- x. scientificName: *Hyphantrophaga eldaarayae*; phylum: Arthropoda; class: Insecta; order: Diptera; family: Tachinidae; genus: *Hyphantrophaga*; specificEpithet: *eldaarayae*; scientificNameAuthorship: Fleming & Wood, 2018; continent: Central America; country: Costa Rica; countryCode: CR; stateProvince: Alajuela; county: Sector Rincon Rain Forest; locality: Area de Conservacion Guanacaste; verbatimLocality: Estacion Llanura; verbatimElevation: 135; verbatimLatitude: 10.9333; verbatimLongitude: -85.2533; verbatimCoordinateSystem: Decimal; decimalLatitude: 10.9333; decimalLongitude: -85.2533; samplingProtocol: Reared from the larva of the Sphingidae, *Xylophanes chiron*; verbatimEventDate: 21-Sep-2009; individualID: DHJPAR0036559; individualCount: 1; sex: male; lifeStage: adult; preparations: pinned; catalogNumber: DHJPAR0036559; occurrenceDetails: <http://janzen.sas.upenn.edu>; recordedBy: D.H. Janzen, W. Hallwachs & Cirilo Umaña; otherCatalogNumbers: ASHYE1470-09, 09-SRNP-75401, BOLD:AAB0592; identifiedBy: AJ Fleming; dateIdentified: 2017; language: en; institutionCode: CNC; collectionCode: Insects; basisOfRecord: Pinned Specimen
- y. scientificName: *Hyphantrophaga eldaarayae*; phylum: Arthropoda; class: Insecta; order: Diptera; family: Tachinidae; genus: *Hyphantrophaga*; specificEpithet: *eldaarayae*; scientificNameAuthorship: Fleming & Wood, 2018; continent: Central America; country: Costa Rica; countryCode: CR; stateProvince: Alajuela; county: Sector Rincon Rain Forest; locality: Area de Conservacion Guanacaste; verbatimLocality: Estacion Llanura; verbatimElevation: 135; verbatimLatitude: 10.9333; verbatimLongitude: -85.2533; verbatimCoordinateSystem: Decimal; decimalLatitude: 10.9333; decimalLongitude: -85.2533; samplingProtocol: Reared from the larva of the Sphingidae, *Xylophanes chiron*; verbatimEventDate: 09-Feb-2010; individualID: DHJPAR0037479; individualCount: 1; sex: male; lifeStage: adult; preparations: pinned; catalogNumber: DHJPAR0037479; occurrenceDetails: <http://janzen.sas.upenn.edu>; recordedBy: D.H. Janzen, W. Hallwachs & Cirilo Umaña; otherCatalogNumbers: ASHYC4224-10, 10-SRNP-75042, BOLD:AAB0592; identifiedBy: AJ Fleming; dateIdentified: 2017; language: en; institutionCode: CNC; collectionCode: Insects; basisOfRecord: Pinned Specimen
- z. scientificName: *Hyphantrophaga eldaarayae*; phylum: Arthropoda; class: Insecta; order: Diptera; family: Tachinidae; genus: *Hyphantrophaga*; specificEpithet: *eldaarayae*; scientificNameAuthorship: Fleming & Wood, 2018; continent: Central America; country: Costa Rica; countryCode: CR; stateProvince: Alajuela; county: Sector San Cristobal; locality: Area de Conservacion Guanacaste; verbatimLocality:

Vado Rio Cucaracho; verbatimElevation: 640; verbatimLatitude: 10.8702; verbatimLongitude: -85.3915; verbatimCoordinateSystem: Decimal; decimalLatitude: 10.8702; decimalLongitude: -85.3915; samplingProtocol: Reared from the larva of the Sphingidae, *Xylophanes chiron*; verbatimEventDate: 25-Jul-2007; individualID: DHJPAR0037657; individualCount: 1; sex: male; lifeStage: adult; preparations: pinned; catalogNumber: DHJPAR0037657; occurrenceDetails: <http://janzen.sas.upenn.edu>; recordedBy: D.H. Janzen, W. Hallwachs & Carolina Cano; otherCatalogNumbers: ASHYC4402-10, 07-SRNP-2058, BOLD:AAB0592; identifiedBy: AJ Fleming; dateIdentified: 2017; language: en; institutionCode: CNC; collectionCode: Insects; basisOfRecord: Pinned Specimen

- aa. scientificName: *Hyphantrophaga eldaarayae*; phylum: Arthropoda; class: Insecta; order: Diptera; family: Tachinidae; genus: *Hyphantrophaga*; specificEpithet: *eldaarayae*; scientificNameAuthorship: Fleming & Wood, 2018; continent: Central America; country: Costa Rica; countryCode: CR; stateProvince: Guanacaste; county: Sector Pitilla; locality: Area de Conservacion Guanacaste; verbatimLocality: Medrano; verbatimElevation: 380; verbatimLatitude: 11.016; verbatimLongitude: -85.3805; verbatimCoordinateSystem: Decimal; decimalLatitude: 11.016; decimalLongitude: -85.3805; samplingProtocol: Reared from the larva of the Sphingidae, *Xylophanes porcus*DHJ04; verbatimEventDate: 16-Aug-2010; individualID: DHJPAR0040181; individualCount: 1; sex: male; lifeStage: adult; preparations: pinned; catalogNumber: DHJPAR0040181; occurrenceDetails: <http://janzen.sas.upenn.edu>; recordedBy: D.H. Janzen, W. Hallwachs & Dinia Martinez; otherCatalogNumbers: ASHYE2348-11, 10-SRNP-72048,; identifiedBy: AJ Fleming; dateIdentified: 2017; language: en; institutionCode: CNC; collectionCode: Insects; basisOfRecord: Pinned Specimen
- ab. scientificName: *Hyphantrophaga eldaarayae*; phylum: Arthropoda; class: Insecta; order: Diptera; family: Tachinidae; genus: *Hyphantrophaga*; specificEpithet: *eldaarayae*; scientificNameAuthorship: Fleming & Wood, 2018; continent: Central America; country: Costa Rica; countryCode: CR; stateProvince: Guanacaste; county: Sector Pitilla; locality: Area de Conservacion Guanacaste; verbatimLocality: Medrano; verbatimElevation: 380; verbatimLatitude: 11.016; verbatimLongitude: -85.3805; verbatimCoordinateSystem: Decimal; decimalLatitude: 11.016; decimalLongitude: -85.3805; samplingProtocol: Reared from the larva of the Sphingidae, *Xylophanes porcus*DHJ04; verbatimEventDate: 13-Aug-2010; individualID: DHJPAR0040182; individualCount: 1; sex: male; lifeStage: adult; preparations: pinned; catalogNumber: DHJPAR0040182; occurrenceDetails: <http://janzen.sas.upenn.edu>; recordedBy: D.H. Janzen, W. Hallwachs & Ricardo Calero; otherCatalogNumbers: ASHYE2349-11, 10-SRNP-72047,; identifiedBy: AJ Fleming; dateIdentified: 2017; language: en; institutionCode: CNC; collectionCode: Insects; basisOfRecord: Pinned Specimen
- ac. scientificName: *Hyphantrophaga eldaarayae*; phylum: Arthropoda; class: Insecta; order: Diptera; family: Tachinidae; genus: *Hyphantrophaga*; specificEpithet: *eldaarayae*; scientificNameAuthorship: Fleming & Wood, 2018; continent: Central America; country: Costa Rica; countryCode: CR; stateProvince: Guanacaste; county: Sector Pitilla; locality: Area de Conservacion Guanacaste; verbatimLocality: Manguera; verbatimElevation: 470; verbatimLatitude: 10.9959; verbatimLongitude: -85.3984; verbatimCoordinateSystem: Decimal; decimalLatitude: 10.9959; decimalLongitude: -85.3984; samplingProtocol: Reared from the larva of the Sphingidae, *Xylophanes chiron*; verbatimEventDate: 21-Nov-2011; individualID: DHJPAR0046641; individualCount: 1; sex: male; lifeStage: adult; preparations: pinned; catalogNumber: DHJPAR0046641; occurrenceDetails: <http://janzen.sas.upenn.edu>; recordedBy: D.H. Janzen, W. Hallwachs & Ricardo Calero; otherCatalogNumbers: ACGBA814-12, 11-

- SRNP-72185, BOLD:AAB0592; identifiedBy: AJ Fleming; dateIdentified: 2017; language: en; institutionCode: CNC; collectionCode: Insects; basisOfRecord: Pinned Specimen
- ad. scientificName: *Hyphantrophaga eldaarayae*; phylum: Arthropoda; class: Insecta; order: Diptera; family: Tachinidae; genus: *Hyphantrophaga*; specificEpithet: *eldaarayae*; scientificNameAuthorship: Fleming & Wood, 2018; continent: Central America; country: Costa Rica; countryCode: CR; stateProvince: Alajuela; county: Sector Rincon Rain Forest; locality: Area de Conservacion Guanacaste; verbatimLocality: Quebrada Bambu; verbatimElevation: 109; verbatimLatitude: 10.9301; verbatimLongitude: -85.2521; verbatimCoordinateSystem: Decimal; decimalLatitude: 10.9301; decimalLongitude: -85.2521; samplingProtocol: Reared from the larva of the Sphingidae, *Xylophanes chiron*; verbatimEventDate: 16-Sep-2012; individualID: DHJPAR0050202; individualCount: 1; sex: male; lifeStage: adult; preparations: pinned; catalogNumber: DHJPAR0050202; occurrenceDetails: <http://janzen.sas.upenn.edu>; recordedBy: D.H. Janzen, W. Hallwachs & Cirilo Umaña; otherCatalogNumbers: ACGAZ1516-12, 12-SRNP-76615, BOLD:AAB0592; identifiedBy: AJ Fleming; dateIdentified: 2017; language: en; institutionCode: CNC; collectionCode: Insects; basisOfRecord: Pinned Specimen
- ae. scientificName: *Hyphantrophaga eldaarayae*; phylum: Arthropoda; class: Insecta; order: Diptera; family: Tachinidae; genus: *Hyphantrophaga*; specificEpithet: *eldaarayae*; scientificNameAuthorship: Fleming & Wood, 2018; continent: Central America; country: Costa Rica; countryCode: CR; stateProvince: Alajuela; county: Sector Rincon Rain Forest; locality: Area de Conservacion Guanacaste; verbatimLocality: Selva; verbatimElevation: 410; verbatimLatitude: 10.9229; verbatimLongitude: -85.3188; verbatimCoordinateSystem: Decimal; decimalLatitude: 10.9229; decimalLongitude: -85.3188; samplingProtocol: Reared from the larva of the Sphingidae, *Xylophanes hannemanni*; verbatimEventDate: 04-Apr-2012; individualID: DHJPAR0050239; individualCount: 1; sex: male; lifeStage: adult; preparations: pinned; catalogNumber: DHJPAR0050239; occurrenceDetails: <http://janzen.sas.upenn.edu>; recordedBy: D.H. Janzen, W. Hallwachs & Edwin Apu; otherCatalogNumbers: ACGAZ1553-12, 12-SRNP-69449, BOLD:AAB0592; identifiedBy: AJ Fleming; dateIdentified: 2017; language: en; institutionCode: CNC; collectionCode: Insects; basisOfRecord: Pinned Specimen
- af. scientificName: *Hyphantrophaga eldaarayae*; phylum: Arthropoda; class: Insecta; order: Diptera; family: Tachinidae; genus: *Hyphantrophaga*; specificEpithet: *eldaarayae*; scientificNameAuthorship: Fleming & Wood, 2018; continent: Central America; country: Costa Rica; countryCode: CR; stateProvince: Alajuela; county: Sector Rincon Rain Forest; locality: Area de Conservacion Guanacaste; verbatimLocality: Finca Esmeralda; verbatimElevation: 123; verbatimLatitude: 10.9355; verbatimLongitude: -85.2531; verbatimCoordinateSystem: Decimal; decimalLatitude: 10.9355; decimalLongitude: -85.2531; samplingProtocol: Reared from the larva of the Sphingidae, *Xylophanes chiron*; verbatimEventDate: 04-Jan-2013; individualID: DHJPAR0050493; individualCount: 1; sex: male; lifeStage: adult; preparations: pinned; catalogNumber: DHJPAR0050493; occurrenceDetails: <http://janzen.sas.upenn.edu>; recordedBy: D.H. Janzen, W. Hallwachs & Cirilo Umaña; otherCatalogNumbers: ACGBA3085-13, 12-SRNP-77956, BOLD:AAB0592; identifiedBy: AJ Fleming; dateIdentified: 2017; language: en; institutionCode: CNC; collectionCode: Insects; basisOfRecord: Pinned Specimen
- ag. scientificName: *Hyphantrophaga eldaarayae*; phylum: Arthropoda; class: Insecta; order: Diptera; family: Tachinidae; genus: *Hyphantrophaga*; specificEpithet:

- eldaarayae*; scientificNameAuthorship: Fleming & Wood, 2018; continent: Central America; country: Costa Rica; countryCode: CR; stateProvince: Guanacaste; county: Sector Cacao; locality: Area de Conservacion Guanacaste; verbatimLocality: Estacion Cacao; verbatimElevation: 1150; verbatimLatitude: 10.9269; verbatimLongitude: -85.4682; verbatimCoordinateSystem: Decimal; decimalLatitude: 10.9269; decimalLongitude: -85.4682; samplingProtocol: Reared from the larva of the Sphingidae, *Xylophanes crotonis*; verbatimEventDate: 19-Dec-2012; individualID: DHJPAR0050533; individualCount: 1; sex: male; lifeStage: adult; preparations: pinned; catalogNumber: DHJPAR0050533; occurrenceDetails: <http://janzen.sas.upenn.edu>; recordedBy: D.H. Janzen, W. Hallwachs & Harry Ramirez; otherCatalogNumbers: ACGBA3125-13, 12-SRNP-35511, BOLD:AAB0592; identifiedBy: AJ Fleming; dateIdentified: 2017; language: en; institutionCode: CNC; collectionCode: Insects; basisOfRecord: Pinned Specimen
- ah. scientificName: *Hyphantrophaga eldaarayae*; phylum: Arthropoda; class: Insecta; order: Diptera; family: Tachinidae; genus: *Hyphantrophaga*; specificEpithet: *eldaarayae*; scientificNameAuthorship: Fleming & Wood, 2018; continent: Central America; country: Costa Rica; countryCode: CR; stateProvince: Alajuela; county: Sector Rincon Rain Forest; locality: Area de Conservacion Guanacaste; verbatimLocality: Pochote; verbatimElevation: 150; verbatimLatitude: 10.953; verbatimLongitude: -85.2698; verbatimCoordinateSystem: Decimal; decimalLatitude: 10.953; decimalLongitude: -85.2698; samplingProtocol: Reared from the larva of the Sphingidae, *Xylophanes hannemanni*; verbatimEventDate: 13-Dec-2012; individualID: DHJPAR0050644; individualCount: 1; sex: male; lifeStage: adult; preparations: pinned; catalogNumber: DHJPAR0050644; occurrenceDetails: <http://janzen.sas.upenn.edu>; recordedBy: D.H. Janzen, W. Hallwachs & Keiner Aragon; otherCatalogNumbers: ACGBA3236-13, 12-SRNP-68836,; identifiedBy: AJ Fleming; dateIdentified: 2017; language: en; institutionCode: CNC; collectionCode: Insects; basisOfRecord: Pinned Specimen
- ai. scientificName: *Hyphantrophaga eldaarayae*; phylum: Arthropoda; class: Insecta; order: Diptera; family: Tachinidae; genus: *Hyphantrophaga*; specificEpithet: *eldaarayae*; scientificNameAuthorship: Fleming & Wood, 2018; continent: Central America; country: Costa Rica; countryCode: CR; stateProvince: Alajuela; county: Sector Rincon Rain Forest; locality: Area de Conservacion Guanacaste; verbatimLocality: Palomo; verbatimElevation: 96; verbatimLatitude: 10.9619; verbatimLongitude: -85.2804; verbatimCoordinateSystem: Decimal; decimalLatitude: 10.9619; decimalLongitude: -85.2804; samplingProtocol: Reared from the larva of the Sphingidae, *Xylophanes chiron*; verbatimEventDate: 05-Sep-2013; individualID: DHJPAR0053425; individualCount: 1; sex: male; lifeStage: adult; preparations: pinned; catalogNumber: DHJPAR0053425; occurrenceDetails: <http://janzen.sas.upenn.edu>; recordedBy: D.H. Janzen, W. Hallwachs & Keiner Aragon; otherCatalogNumbers: ASHYM2779-13, 13-SRNP-79150, BOLD:AAB0592; identifiedBy: AJ Fleming; dateIdentified: 2017; language: en; institutionCode: CNC; collectionCode: Insects; basisOfRecord: Pinned Specimen
- aj. scientificName: *Hyphantrophaga eldaarayae*; phylum: Arthropoda; class: Insecta; order: Diptera; family: Tachinidae; genus: *Hyphantrophaga*; specificEpithet: *eldaarayae*; scientificNameAuthorship: Fleming & Wood, 2018; continent: Central America; country: Costa Rica; countryCode: CR; stateProvince: Alajuela; county: Sector Rincon Rain Forest; locality: Area de Conservacion Guanacaste; verbatimLocality: Jacobo; verbatimElevation: 461; verbatimLatitude: 10.9408; verbatimLongitude: -85.3177; verbatimCoordinateSystem: Decimal; decimalLatitude:

10.9408; decimalLongitude: -85.3177; samplingProtocol: Reared from the larva of the Sphingidae, *Xylophanes chiron*; verbatimEventDate: 21-Sep-2014; individualID: DHJPAR0056176; individualCount: 1; sex: male; lifeStage: adult; preparations: pinned; catalogNumber: DHJPAR0056176; occurrenceDetails: <http://janzen.sas.upenn.edu>; recordedBy: D.H. Janzen, W. Hallwachs & Edwin Apu; otherCatalogNumbers: ASHYH2433-14, 14-SRNP-81055.; identifiedBy: AJ Fleming; dateIdentified: 2017; language: en; institutionCode: CNC; collectionCode: Insects; basisOfRecord: Pinned Specimen

- ak. scientificName: *Hyphantrophaga eldaarayae*; phylum: Arthropoda; class: Insecta; order: Diptera; family: Tachinidae; genus: *Hyphantrophaga*; specificEpithet: *eldaarayae*; scientificNameAuthorship: Fleming & Wood, 2018; continent: Central America; country: Costa Rica; countryCode: CR; stateProvince: Alajuela; county: Sector Rincon Rain Forest; locality: Area de Conservacion Guanacaste; verbatimLocality: Palomo; verbatimElevation: 96; verbatimLatitude: 10.9619; verbatimLongitude: -85.2804; verbatimCoordinateSystem: Decimal; decimalLatitude: 10.9619; decimalLongitude: -85.2804; samplingProtocol: Reared from the larva of the Sphingidae, *Xylophanes chiron*; verbatimEventDate: 11-Sep-2014; individualID: DHJPAR0056177; individualCount: 1; sex: male; lifeStage: adult; preparations: pinned; catalogNumber: DHJPAR0056177; occurrenceDetails: <http://janzen.sas.upenn.edu>; recordedBy: D.H. Janzen, W. Hallwachs & Keiner Aragon; otherCatalogNumbers: ASHYH2434-14, 14-SRNP-46592, BOLD:AAB0592; identifiedBy: AJ Fleming; dateIdentified: 2017; language: en; institutionCode: CNC; collectionCode: Insects; basisOfRecord: Pinned Specimen
- al. scientificName: *Hyphantrophaga eldaarayae*; phylum: Arthropoda; class: Insecta; order: Diptera; family: Tachinidae; genus: *Hyphantrophaga*; specificEpithet: *eldaarayae*; scientificNameAuthorship: Fleming & Wood, 2018; continent: Central America; country: Costa Rica; countryCode: CR; stateProvince: Alajuela; county: Sector Rincon Rain Forest; locality: Area de Conservacion Guanacaste; verbatimLocality: Chayito; verbatimElevation: 470; verbatimLatitude: 10.9459; verbatimLongitude: -85.3204; verbatimCoordinateSystem: Decimal; decimalLatitude: 10.9459; decimalLongitude: -85.3204; samplingProtocol: Reared from the larva of the Sphingidae, *Xylophanes chiron*; verbatimEventDate: 03-Nov-2014; individualID: DHJPAR0057150; individualCount: 1; sex: male; lifeStage: adult; preparations: pinned; catalogNumber: DHJPAR0057150; occurrenceDetails: <http://janzen.sas.upenn.edu>; recordedBy: D.H. Janzen, W. Hallwachs & Minor Carmona; otherCatalogNumbers: ACGBA5060-15, 14-SRNP-81304, BOLD:AAB0592; identifiedBy: AJ Fleming; dateIdentified: 2017; language: en; institutionCode: CNC; collectionCode: Insects; basisOfRecord: Pinned Specimen
- am. scientificName: *Hyphantrophaga eldaarayae*; phylum: Arthropoda; class: Insecta; order: Diptera; family: Tachinidae; genus: *Hyphantrophaga*; specificEpithet: *eldaarayae*; scientificNameAuthorship: Fleming & Wood, 2018; continent: Central America; country: Costa Rica; countryCode: CR; stateProvince: Alajuela; county: Sector Rincon Rain Forest; locality: Area de Conservacion Guanacaste; verbatimLocality: Jacobo; verbatimElevation: 461; verbatimLatitude: 10.9408; verbatimLongitude: -85.3177; verbatimCoordinateSystem: Decimal; decimalLatitude: 10.9408; decimalLongitude: -85.3177; samplingProtocol: Reared from the larva of the Sphingidae, *Xylophanes chiron*; verbatimEventDate: 27-Dec-2014; individualID: DHJPAR0057226; individualCount: 1; sex: male; lifeStage: adult; preparations: pinned; catalogNumber: DHJPAR0057226; occurrenceDetails: <http://janzen.sas.upenn.edu>; recordedBy: D.H. Janzen, W. Hallwachs & Edwin Apu; otherCatalogNumbers:

- ACGBA5136-15, 14-SRNP-81650, BOLD:AAB0592; identifiedBy: AJ Fleming; dateIdentified: 2017; language: en; institutionCode: CNC; collectionCode: Insects; basisOfRecord: Pinned Specimen
- an. scientificName: *Hyphantrophaga eldaarayae*; phylum: Arthropoda; class: Insecta; order: Diptera; family: Tachinidae; genus: *Hyphantrophaga*; specificEpithet: *eldaarayae*; scientificNameAuthorship: Fleming & Wood, 2018; continent: Central America; country: Costa Rica; countryCode: CR; stateProvince: Alajuela; county: Sector Rincon Rain Forest; locality: Area de Conservacion Guanacaste; verbatimLocality: Finca Esmeralda; verbatimElevation: 123; verbatimLatitude: 10.9355; verbatimLongitude: -85.2531; verbatimCoordinateSystem: Decimal; decimalLatitude: 10.9355; decimalLongitude: -85.2531; samplingProtocol: Reared from the larva of the Sphingidae, *Xylophanes cthulhu*; verbatimEventDate: 06-Feb-2015; individualID: DHJPAR0057245; individualCount: 1; sex: male; lifeStage: adult; preparations: pinned; catalogNumber: DHJPAR0057245; occurrenceDetails: <http://janzen.sas.upenn.edu>; recordedBy: D.H. Janzen, W. Hallwachs & Cirilo Umaña; otherCatalogNumbers: ACGBA5155-15, 15-SRNP-75028,; identifiedBy: AJ Fleming; dateIdentified: 2017; language: en; institutionCode: CNC; collectionCode: Insects; basisOfRecord: Pinned Specimen
- ao. scientificName: *Hyphantrophaga eldaarayae*; phylum: Arthropoda; class: Insecta; order: Diptera; family: Tachinidae; genus: *Hyphantrophaga*; specificEpithet: *eldaarayae*; scientificNameAuthorship: Fleming & Wood, 2018; continent: Central America; country: Costa Rica; countryCode: CR; stateProvince: Alajuela; county: Sector Rincon Rain Forest; locality: Area de Conservacion Guanacaste; verbatimLocality: Palomo; verbatimElevation: 96; verbatimLatitude: 10.9619; verbatimLongitude: -85.2804; verbatimCoordinateSystem: Decimal; decimalLatitude: 10.9619; decimalLongitude: -85.2804; samplingProtocol: Reared from the larva of the Sphingidae, *Xylophanes germen*; verbatimEventDate: 28-Oct-2015; individualID: DHJPAR0058314; individualCount: 1; sex: male; lifeStage: adult; preparations: pinned; catalogNumber: DHJPAR0058314; occurrenceDetails: <http://janzen.sas.upenn.edu>; recordedBy: D.H. Janzen, W. Hallwachs & Keiner Aragon; otherCatalogNumbers: MHMYN7914-16, 15-SRNP-46229, BOLD:AAB0592; identifiedBy: AJ Fleming; dateIdentified: 2017; language: en; institutionCode: CNC; collectionCode: Insects; basisOfRecord: Pinned Specimen
- ap. scientificName: *Hyphantrophaga eldaarayae*; phylum: Arthropoda; class: Insecta; order: Diptera; family: Tachinidae; genus: *Hyphantrophaga*; specificEpithet: *eldaarayae*; scientificNameAuthorship: Fleming & Wood, 2018; continent: Central America; country: Costa Rica; countryCode: CR; stateProvince: Alajuela; county: Sector Rincon Rain Forest; locality: Area de Conservacion Guanacaste; verbatimLocality: Casa Keyner; verbatimElevation: 121; verbatimLatitude: 10.9564; verbatimLongitude: -85.2661; verbatimCoordinateSystem: Decimal; decimalLatitude: 10.9564; decimalLongitude: -85.2661; samplingProtocol: Reared from the larva of the Sphingidae, *Xylophanes guianensis*; verbatimEventDate: 05-Jan-2016; individualID: DHJPAR0058415; individualCount: 1; sex: male; lifeStage: adult; preparations: pinned; catalogNumber: DHJPAR0058415; occurrenceDetails: <http://janzen.sas.upenn.edu>; recordedBy: D.H. Janzen, W. Hallwachs & Keiner Aragon; otherCatalogNumbers: MHMYN8015-16, 15-SRNP-46524, BOLD:AAB0592; identifiedBy: AJ Fleming; dateIdentified: 2017; language: en; institutionCode: CNC; collectionCode: Insects; basisOfRecord: Pinned Specimen
- aq. scientificName: *Hyphantrophaga eldaarayae*; phylum: Arthropoda; class: Insecta; order: Diptera; family: Tachinidae; genus: *Hyphantrophaga*; specificEpithet:

- eldaarayae*; scientificNameAuthorship: Fleming & Wood, 2018; continent: Central America; country: Costa Rica; countryCode: CR; stateProvince: Guanacaste; county: Sector Del Oro; locality: Area de Conservacion Guanacaste; verbatimLocality: Sendero Puertas; verbatimElevation: 400; verbatimLatitude: 11.0109; verbatimLongitude: -85.4882; verbatimCoordinateSystem: Decimal; decimalLatitude: 11.0109; decimalLongitude: -85.4882; samplingProtocol: Reared from the larva of the Sphingidae, *Xylophanes chiron*; verbatimEventDate: 12-Aug-2003; individualID: DHJPAR0008079; individualCount: 1; sex: female; lifeStage: adult; preparations: pinned; catalogNumber: DHJPAR0008079; occurrenceDetails: <http://janzen.sas.upenn.edu>; recordedBy: D.H. Janzen, W. Hallwachs & Roster Moraga; otherCatalogNumbers: ASTAT851-06, 03-SRNP-17832; identifiedBy: AJ Fleming; dateIdentified: 2017; language: en; institutionCode: CNC; collectionCode: Insects; basisOfRecord: Pinned Specimen
- ar. scientificName: *Hyphantrophaga eldaarayae*; phylum: Arthropoda; class: Insecta; order: Diptera; family: Tachinidae; genus: *Hyphantrophaga*; specificEpithet: *eldaarayae*; scientificNameAuthorship: Fleming & Wood, 2018; continent: Central America; country: Costa Rica; countryCode: CR; stateProvince: Guanacaste; county: Sector Santa Rosa; locality: Area de Conservacion Guanacaste; verbatimLocality: Quebrada Puercos; verbatimElevation: 155; verbatimLatitude: 10.8591; verbatimLongitude: -85.5709; verbatimCoordinateSystem: Decimal; decimalLatitude: 10.8591; decimalLongitude: -85.5709; samplingProtocol: Reared from the larva of the Sphingidae, *Xylophanes pluto*; verbatimEventDate: 19-Oct-2005; individualID: DHJPAR0008085; individualCount: 1; sex: female; lifeStage: adult; preparations: pinned; catalogNumber: DHJPAR0008085; occurrenceDetails: <http://janzen.sas.upenn.edu>; recordedBy: D.H. Janzen, W. Hallwachs & Guillermo Pereira; otherCatalogNumbers: ASTAT857-06, 05-SRNP-61306; identifiedBy: AJ Fleming; dateIdentified: 2017; language: en; institutionCode: CNC; collectionCode: Insects; basisOfRecord: Pinned Specimen
- as. scientificName: *Hyphantrophaga eldaarayae*; phylum: Arthropoda; class: Insecta; order: Diptera; family: Tachinidae; genus: *Hyphantrophaga*; specificEpithet: *eldaarayae*; scientificNameAuthorship: Fleming & Wood, 2018; continent: Central America; country: Costa Rica; countryCode: CR; stateProvince: Guanacaste; county: Sector El Hacha; locality: Area de Conservacion Guanacaste; verbatimLocality: Sendero Tigre; verbatimElevation: 280; verbatimLatitude: 11.0317; verbatimLongitude: -85.5262; verbatimCoordinateSystem: Decimal; decimalLatitude: 11.0317; decimalLongitude: -85.5262; samplingProtocol: Reared from the larva of the Sphingidae, *Xylophanes tyndarus*; verbatimEventDate: 17-Jul-2000; individualID: DHJPAR0008089; individualCount: 1; sex: female; lifeStage: adult; preparations: pinned; catalogNumber: DHJPAR0008089; occurrenceDetails: <http://janzen.sas.upenn.edu>; recordedBy: D.H. Janzen, W. Hallwachs & Lucia Rios; otherCatalogNumbers: ASTAT861-06, 00-SRNP-2778, BOLD:AAB0592; identifiedBy: AJ Fleming; dateIdentified: 2017; language: en; institutionCode: CNC; collectionCode: Insects; basisOfRecord: Pinned Specimen
- at. scientificName: *Hyphantrophaga eldaarayae*; phylum: Arthropoda; class: Insecta; order: Diptera; family: Tachinidae; genus: *Hyphantrophaga*; specificEpithet: *eldaarayae*; scientificNameAuthorship: Fleming & Wood, 2018; continent: Central America; country: Costa Rica; countryCode: CR; stateProvince: Guanacaste; county: Sector El Hacha; locality: Area de Conservacion Guanacaste; verbatimLocality: Sendero Tigre; verbatimElevation: 280; verbatimLatitude: 11.0317; verbatimLongitude: -85.5262; verbatimCoordinateSystem: Decimal; decimalLatitude: 11.0317;

- decimalLongitude: -85.5262; samplingProtocol: Reared from the larva of the Sphingidae, *Xylophanes chiron*; verbatimEventDate: 23-Jul-1997; individualID: DHJPAR0008090; individualCount: 1; sex: female; lifeStage: adult; preparations: pinned; catalogNumber: DHJPAR0008090; occurrenceDetails: <http://janzen.sas.upenn.edu>; recordedBy: D.H. Janzen, W. Hallwachs & Mariano Pereira; otherCatalogNumbers: ASTAT862-06, 97-SRNP-4524.; identifiedBy: AJ Fleming; dateIdentified: 2017; language: en; institutionCode: CNC; collectionCode: Insects; basisOfRecord: Pinned Specimen
- au. scientificName: *Hyphantrophaga eldaarayae*; phylum: Arthropoda; class: Insecta; order: Diptera; family: Tachinidae; genus: *Hyphantrophaga*; specificEpithet: *eldaarayae*; scientificNameAuthorship: Fleming & Wood, 2018; continent: Central America; country: Costa Rica; countryCode: CR; stateProvince: Alajuela; county: Sector Rincon Rain Forest; locality: Area de Conservacion Guanacaste; verbatimLocality: Camino Porvenir; verbatimElevation: 383; verbatimLatitude: 10.9038; verbatimLongitude: -85.2596; verbatimCoordinateSystem: Decimal; decimalLatitude: 10.9038; decimalLongitude: -85.2596; samplingProtocol: Reared from the larva of the Sphingidae, *Xylophanes chiron*; verbatimEventDate: 13-Feb-2004; individualID: DHJPAR0008092; individualCount: 1; sex: female; lifeStage: adult; preparations: pinned; catalogNumber: DHJPAR0008092; occurrenceDetails: <http://janzen.sas.upenn.edu>; recordedBy: D.H. Janzen, W. Hallwachs & Jose Perez; otherCatalogNumbers: ASTAT864-06, 04-SRNP-40099, BOLD:AAB0592; identifiedBy: AJ Fleming; dateIdentified: 2017; language: en; institutionCode: CNC; collectionCode: Insects; basisOfRecord: Pinned Specimen
- av. scientificName: *Hyphantrophaga eldaarayae*; phylum: Arthropoda; class: Insecta; order: Diptera; family: Tachinidae; genus: *Hyphantrophaga*; specificEpithet: *eldaarayae*; scientificNameAuthorship: Fleming & Wood, 2018; continent: Central America; country: Costa Rica; countryCode: CR; stateProvince: Guanacaste; county: Sector El Hacha; locality: Area de Conservacion Guanacaste; verbatimLocality: Sendero Tigre; verbatimElevation: 280; verbatimLatitude: 11.0317; verbatimLongitude: -85.5262; verbatimCoordinateSystem: Decimal; decimalLatitude: 11.0317; decimalLongitude: -85.5262; samplingProtocol: Reared from the larva of the Sphingidae, *Xylophanes chiron*; verbatimEventDate: 02-Sep-1999; individualID: DHJPAR0008101; individualCount: 1; sex: female; lifeStage: adult; preparations: pinned; catalogNumber: DHJPAR0008101; occurrenceDetails: <http://janzen.sas.upenn.edu>; recordedBy: D.H. Janzen, W. Hallwachs & Lucia Rios; otherCatalogNumbers: ASTAT873-06, 99-SRNP-2043, BOLD:AAB0592; identifiedBy: AJ Fleming; dateIdentified: 2017; language: en; institutionCode: CNC; collectionCode: Insects; basisOfRecord: Pinned Specimen
- aw. scientificName: *Hyphantrophaga eldaarayae*; phylum: Arthropoda; class: Insecta; order: Diptera; family: Tachinidae; genus: *Hyphantrophaga*; specificEpithet: *eldaarayae*; scientificNameAuthorship: Fleming & Wood, 2018; continent: Central America; country: Costa Rica; countryCode: CR; stateProvince: Guanacaste; county: Sector El Hacha; locality: Area de Conservacion Guanacaste; verbatimLocality: Sendero Bejuquilla; verbatimElevation: 280; verbatimLatitude: 11.03; verbatimLongitude: -85.527; verbatimCoordinateSystem: Decimal; decimalLatitude: 11.03; decimalLongitude: -85.527; samplingProtocol: Reared from the larva of the Sphingidae, *Xylophanes chiron*; verbatimEventDate: 08-May-1997; individualID: DHJPAR0008102; individualCount: 1; sex: female; lifeStage: adult; preparations: pinned; catalogNumber: DHJPAR0008102; occurrenceDetails: <http://janzen.sas.upenn.edu>; recordedBy: D.H. Janzen, W. Hallwachs & Lucia Rios;

- otherCatalogNumbers: ASTAT874-06, 97-SRNP-4646, BOLD:AAB0592; identifiedBy: AJ Fleming; dateIdentified: 2017; language: en; institutionCode: CNC; collectionCode: Insects; basisOfRecord: Pinned Specimen
- ax. scientificName: *Hyphantrophaga eldaarayae*; phylum: Arthropoda; class: Insecta; order: Diptera; family: Tachinidae; genus: *Hyphantrophaga*; specificEpithet: *eldaarayae*; scientificNameAuthorship: Fleming & Wood, 2018; continent: Central America; country: Costa Rica; countryCode: CR; stateProvince: Guanacaste; county: Sector Santa Rosa; locality: Area de Conservacion Guanacaste; verbatimLocality: Bosque Humedo; verbatimElevation: 290; verbatimLatitude: 10.8514; verbatimLongitude: -85.608; verbatimCoordinateSystem: Decimal; decimalLatitude: 10.8514; decimalLongitude: -85.608; samplingProtocol: Reared from the larva of the Sphingidae, *Xylophanes anubus*; verbatimEventDate: 18-Sep-1991; individualID: DHJPAR0008103; individualCount: 1; sex: female; lifeStage: adult; preparations: pinned; catalogNumber: DHJPAR0008103; occurrenceDetails: <http://janzen.sas.upenn.edu>; recordedBy: D.H. Janzen, W. Hallwachs & gusaneros; otherCatalogNumbers: ASTAT875-06, 91-SRNP-3000, BOLD:AAB0592; identifiedBy: AJ Fleming; dateIdentified: 2017; language: en; institutionCode: CNC; collectionCode: Insects; basisOfRecord: Pinned Specimen
- ay. scientificName: *Hyphantrophaga eldaarayae*; phylum: Arthropoda; class: Insecta; order: Diptera; family: Tachinidae; genus: *Hyphantrophaga*; specificEpithet: *eldaarayae*; scientificNameAuthorship: Fleming & Wood, 2018; continent: Central America; country: Costa Rica; countryCode: CR; stateProvince: Guanacaste; county: Sector Cacao; locality: Area de Conservacion Guanacaste; verbatimLocality: Sendero Nayo; verbatimElevation: 1090; verbatimLatitude: 10.9245; verbatimLongitude: -85.4695; verbatimCoordinateSystem: Decimal; decimalLatitude: 10.9245; decimalLongitude: -85.4695; samplingProtocol: Reared from the larva of the Sphingidae, *Xylophanes crotonis*; verbatimEventDate: 09-Jul-1999; individualID: DHJPAR0008104; individualCount: 1; sex: female; lifeStage: adult; preparations: pinned; catalogNumber: DHJPAR0008104; occurrenceDetails: <http://janzen.sas.upenn.edu>; recordedBy: D.H. Janzen, W. Hallwachs & Mariano Pereira; otherCatalogNumbers: ASTAT876-06, 99-SRNP-1301, BOLD:AAB0592; identifiedBy: AJ Fleming; dateIdentified: 2017; language: en; institutionCode: CNC; collectionCode: Insects; basisOfRecord: Pinned Specimen
- az. scientificName: *Hyphantrophaga eldaarayae*; phylum: Arthropoda; class: Insecta; order: Diptera; family: Tachinidae; genus: *Hyphantrophaga*; specificEpithet: *eldaarayae*; scientificNameAuthorship: Fleming & Wood, 2018; continent: Central America; country: Costa Rica; countryCode: CR; stateProvince: Guanacaste; county: Sector El Hacha; locality: Area de Conservacion Guanacaste; verbatimLocality: Sendero Bejuquilla; verbatimElevation: 280; verbatimLatitude: 11.03; verbatimLongitude: -85.527; verbatimCoordinateSystem: Decimal; decimalLatitude: 11.03; decimalLongitude: -85.527; samplingProtocol: Reared from the larva of the Sphingidae, *Xylophanes chiron*; verbatimEventDate: 27-Oct-1998; individualID: DHJPAR0008105; individualCount: 1; sex: female; lifeStage: adult; preparations: pinned; catalogNumber: DHJPAR0008105; occurrenceDetails: <http://janzen.sas.upenn.edu>; recordedBy: D.H. Janzen, W. Hallwachs & Lucia Rios; otherCatalogNumbers: ASTAT877-06, 98-SRNP-13639, BOLD:AAB0592; identifiedBy: AJ Fleming; dateIdentified: 2017; language: en; institutionCode: CNC; collectionCode: Insects; basisOfRecord: Pinned Specimen
- ba. scientificName: *Hyphantrophaga eldaarayae*; phylum: Arthropoda; class: Insecta; order: Diptera; family: Tachinidae; genus: *Hyphantrophaga*; specificEpithet:

- eldaarayae*; scientificNameAuthorship: Fleming & Wood, 2018; continent: Central America; country: Costa Rica; countryCode: CR; stateProvince: Alajuela; county: Sector Rincon Rain Forest; locality: Area de Conservacion Guanacaste; verbatimLocality: San Lucas; verbatimElevation: 320; verbatimLatitude: 10.9185; verbatimLongitude: -85.3034; verbatimCoordinateSystem: Decimal; decimalLatitude: 10.9185; decimalLongitude: -85.3034; samplingProtocol: Reared from the larva of the Sphingidae, *Xylophanes chiron*; verbatimEventDate: 02-Sep-2003; individualID: DHJPAR0008107; individualCount: 1; sex: female; lifeStage: adult; preparations: pinned; catalogNumber: DHJPAR0008107; occurrenceDetails: <http://janzen.sas.upenn.edu>; recordedBy: D.H. Janzen, W. Hallwachs & Jose Perez; otherCatalogNumbers: ASTAT879-06, 03-SRNP-11998; identifiedBy: AJ Fleming; dateIdentified: 2017; language: en; institutionCode: CNC; collectionCode: Insects; basisOfRecord: Pinned Specimen
- bb. scientificName: *Hyphantrophaga eldaarayae*; phylum: Arthropoda; class: Insecta; order: Diptera; family: Tachinidae; genus: *Hyphantrophaga*; specificEpithet: *eldaarayae*; scientificNameAuthorship: Fleming & Wood, 2018; continent: Central America; country: Costa Rica; countryCode: CR; stateProvince: Guanacaste; county: Sector Santa Rosa; locality: Area de Conservacion Guanacaste; verbatimLocality: Tanquetas; verbatimElevation: 295; verbatimLatitude: 10.8708; verbatimLongitude: -85.6053; verbatimCoordinateSystem: Decimal; decimalLatitude: 10.8708; decimalLongitude: -85.6053; samplingProtocol: Reared from the larva of the Sphingidae, *Xylophanes libya*DHJ02; verbatimEventDate: 27-Nov-1998; individualID: DHJPAR0008109; individualCount: 1; sex: female; lifeStage: adult; preparations: pinned; catalogNumber: DHJPAR0008109; occurrenceDetails: <http://janzen.sas.upenn.edu>; recordedBy: D.H. Janzen, W. Hallwachs & gusaneros; otherCatalogNumbers: ASTAT881-06, 98-SRNP-12603, BOLD:AAB0592; identifiedBy: AJ Fleming; dateIdentified: 2017; language: en; institutionCode: CNC; collectionCode: Insects; basisOfRecord: Pinned Specimen
- bc. scientificName: *Hyphantrophaga eldaarayae*; phylum: Arthropoda; class: Insecta; order: Diptera; family: Tachinidae; genus: *Hyphantrophaga*; specificEpithet: *eldaarayae*; scientificNameAuthorship: Fleming & Wood, 2018; continent: Central America; country: Costa Rica; countryCode: CR; stateProvince: Guanacaste; county: Sector El Hacha; locality: Area de Conservacion Guanacaste; verbatimLocality: Sendero Bejuquilla; verbatimElevation: 280; verbatimLatitude: 11.03; verbatimLongitude: -85.527; verbatimCoordinateSystem: Decimal; decimalLatitude: 11.03; decimalLongitude: -85.527; samplingProtocol: Reared from the larva of the Sphingidae, *Xylophanes chiron*; verbatimEventDate: 13-Dec-1998; individualID: DHJPAR0008110; individualCount: 1; sex: female; lifeStage: adult; preparations: pinned; catalogNumber: DHJPAR0008110; occurrenceDetails: <http://janzen.sas.upenn.edu>; recordedBy: D.H. Janzen, W. Hallwachs & Lucia Rios; otherCatalogNumbers: ASTAT882-06, 98-SRNP-14083; identifiedBy: AJ Fleming; dateIdentified: 2017; language: en; institutionCode: CNC; collectionCode: Insects; basisOfRecord: Pinned Specimen
- bd. scientificName: *Hyphantrophaga eldaarayae*; phylum: Arthropoda; class: Insecta; order: Diptera; family: Tachinidae; genus: *Hyphantrophaga*; specificEpithet: *eldaarayae*; scientificNameAuthorship: Fleming & Wood, 2018; continent: Central America; country: Costa Rica; countryCode: CR; stateProvince: Guanacaste; county: Sector Del Oro; locality: Area de Conservacion Guanacaste; verbatimLocality: San Antonio; verbatimElevation: 335; verbatimLatitude: 11.0353; verbatimLongitude: -85.4453; verbatimCoordinateSystem: Decimal; decimalLatitude: 11.0353;

- decimalLongitude: -85.4453; samplingProtocol: Reared from the larva of the Sphingidae, *Xylophanes chiron*; verbatimEventDate: 05-Jul-2006; individualID: DHJPAR0015010; individualCount: 1; sex: female; lifeStage: adult; preparations: pinned; catalogNumber: DHJPAR0015010; occurrenceDetails: <http://janzen.sas.upenn.edu>; recordedBy: D.H. Janzen, W. Hallwachs & Roster Moraga; otherCatalogNumbers: ASTAV701-06, 06-SRNP-21373.; identifiedBy: AJ Fleming; dateIdentified: 2017; language: en; institutionCode: CNC; collectionCode: Insects; basisOfRecord: Pinned Specimen
- be. scientificName: *Hyphantrophaga eldaarayae*; phylum: Arthropoda; class: Insecta; order: Diptera; family: Tachinidae; genus: *Hyphantrophaga*; specificEpithet: *eldaarayae*; scientificNameAuthorship: Fleming & Wood, 2018; continent: Central America; country: Costa Rica; countryCode: CR; stateProvince: Guanacaste; county: Sector Del Oro; locality: Area de Conservacion Guanacaste; verbatimLocality: Margarita; verbatimElevation: 380; verbatimLatitude: 11.0323; verbatimLongitude: -85.4395; verbatimCoordinateSystem: Decimal; decimalLatitude: 11.0323; decimalLongitude: -85.4395; samplingProtocol: Reared from the larva of the Sphingidae, *Xylophanes chiron*; verbatimEventDate: 10-Jul-2006; individualID: DHJPAR0015260; individualCount: 1; sex: female; lifeStage: adult; preparations: pinned; catalogNumber: DHJPAR0015260; occurrenceDetails: <http://janzen.sas.upenn.edu>; recordedBy: D.H. Janzen, W. Hallwachs & Roster Moraga; otherCatalogNumbers: ASTAS015-06, 06-SRNP-21415, BOLD:AAB0592; identifiedBy: AJ Fleming; dateIdentified: 2017; language: en; institutionCode: CNC; collectionCode: Insects; basisOfRecord: Pinned Specimen
- bf. scientificName: *Hyphantrophaga eldaarayae*; phylum: Arthropoda; class: Insecta; order: Diptera; family: Tachinidae; genus: *Hyphantrophaga*; specificEpithet: *eldaarayae*; scientificNameAuthorship: Fleming & Wood, 2018; continent: Central America; country: Costa Rica; countryCode: CR; stateProvince: Alajuela; county: Sector San Cristobal; locality: Area de Conservacion Guanacaste; verbatimLocality: Vado Rio Cucaracho; verbatimElevation: 640; verbatimLatitude: 10.8702; verbatimLongitude: -85.3915; verbatimCoordinateSystem: Decimal; decimalLatitude: 10.8702; decimalLongitude: -85.3915; samplingProtocol: Reared from the larva of the Sphingidae, *Xylophanes jocasta*; verbatimEventDate: 16-Aug-2006; individualID: DHJPAR0010343; individualCount: 1; sex: female; lifeStage: adult; preparations: pinned; catalogNumber: DHJPAR0010343; occurrenceDetails: <http://janzen.sas.upenn.edu>; recordedBy: D.H. Janzen, W. Hallwachs & Carolina Cano; otherCatalogNumbers: ASTAS174-06, 06-SRNP-5715, BOLD:AAB0592; identifiedBy: AJ Fleming; dateIdentified: 2017; language: en; institutionCode: CNC; collectionCode: Insects; basisOfRecord: Pinned Specimen
- bg. scientificName: *Hyphantrophaga eldaarayae*; phylum: Arthropoda; class: Insecta; order: Diptera; family: Tachinidae; genus: *Hyphantrophaga*; specificEpithet: *eldaarayae*; scientificNameAuthorship: Fleming & Wood, 2018; continent: Central America; country: Costa Rica; countryCode: CR; stateProvince: Alajuela; county: Sector Rincon Rain Forest; locality: Area de Conservacion Guanacaste; verbatimLocality: Puente Rio Negro; verbatimElevation: 340; verbatimLatitude: 10.9038; verbatimLongitude: -85.3027; verbatimCoordinateSystem: Decimal; decimalLatitude: 10.9038; decimalLongitude: -85.3027; samplingProtocol: Reared from the larva of the Sphingidae, *Xylophanes chiron*; verbatimEventDate: 22-Oct-2006; individualID: DHJPAR0016596; individualCount: 1; sex: female; lifeStage: adult; preparations: pinned; catalogNumber: DHJPAR0016596; occurrenceDetails: <http://janzen.sas.upenn.edu>; recordedBy: D.H. Janzen, W. Hallwachs & Jose Perez;

- otherCatalogNumbers: ASTAP800-07, 06-SRNP-43632, BOLD:AAB0592; identifiedBy: AJ Fleming; dateIdentified: 2017; language: en; institutionCode: CNC; collectionCode: Insects; basisOfRecord: Pinned Specimen
- bh. scientificName: *Hyphantrophaga eldaarayae*; phylum: Arthropoda; class: Insecta; order: Diptera; family: Tachinidae; genus: *Hyphantrophaga*; specificEpithet: *eldaarayae*; scientificNameAuthorship: Fleming & Wood, 2018; continent: Central America; country: Costa Rica; countryCode: CR; stateProvince: Alajuela; county: Brasilia; locality: Area de Conservacion Guanacaste; verbatimLocality: Piedrona; verbatimElevation: 340; verbatimLatitude: 11.0162; verbatimLongitude: -85.359; verbatimCoordinateSystem: Decimal; decimalLatitude: 11.0162; decimalLongitude: -85.359; samplingProtocol: Reared from the larva of the Sphingidae, *Xylophanes chiron*; verbatimEventDate: 05-Sep-2007; individualID: DHJPAR0022019; individualCount: 1; sex: female; lifeStage: adult; preparations: pinned; catalogNumber: DHJPAR0022019; occurrenceDetails: <http://janzen.sas.upenn.edu>; recordedBy: D.H. Janzen, W. Hallwachs & Duvalier Briceno; otherCatalogNumbers: ASTAT1157-07, 07-SRNP-65316, BOLD:AAB0592; identifiedBy: AJ Fleming; dateIdentified: 2017; language: en; institutionCode: CNC; collectionCode: Insects; basisOfRecord: Pinned Specimen
- bi. scientificName: *Hyphantrophaga eldaarayae*; phylum: Arthropoda; class: Insecta; order: Diptera; family: Tachinidae; genus: *Hyphantrophaga*; specificEpithet: *eldaarayae*; scientificNameAuthorship: Fleming & Wood, 2018; continent: Central America; country: Costa Rica; countryCode: CR; stateProvince: Guanacaste; county: Sector Santa Rosa; locality: Area de Conservacion Guanacaste; verbatimLocality: Bosque Humedo; verbatimElevation: 290; verbatimLatitude: 10.8514; verbatimLongitude: -85.608; verbatimCoordinateSystem: Decimal; decimalLatitude: 10.8514; decimalLongitude: -85.608; samplingProtocol: Reared from the larva of the Sphingidae, *Xylophanes chiron*; verbatimEventDate: 24-Jul-1986; individualID: DHJPAR0022960; individualCount: 1; sex: female; lifeStage: adult; preparations: pinned; catalogNumber: DHJPAR0022960; occurrenceDetails: <http://janzen.sas.upenn.edu>; recordedBy: D.H. Janzen, W. Hallwachs & gusaneros; otherCatalogNumbers: ASTAW124-08, 86-SRNP-226,; identifiedBy: AJ Fleming; dateIdentified: 2017; language: en; institutionCode: CNC; collectionCode: Insects; basisOfRecord: Pinned Specimen
- bj. scientificName: *Hyphantrophaga eldaarayae*; phylum: Arthropoda; class: Insecta; order: Diptera; family: Tachinidae; genus: *Hyphantrophaga*; specificEpithet: *eldaarayae*; scientificNameAuthorship: Fleming & Wood, 2018; continent: Central America; country: Costa Rica; countryCode: CR; stateProvince: Alajuela; county: Sector San Cristobal; locality: Area de Conservacion Guanacaste; verbatimLocality: Rio Blanco Abajo; verbatimElevation: 500; verbatimLatitude: 10.9004; verbatimLongitude: -85.3725; verbatimCoordinateSystem: Decimal; decimalLatitude: 10.9004; decimalLongitude: -85.3725; samplingProtocol: Reared from the larva of the Sphingidae, *Xylophanes chiron*; verbatimEventDate: 14-Dec-2001; individualID: DHJPAR0022965; individualCount: 1; sex: female; lifeStage: adult; preparations: pinned; catalogNumber: DHJPAR0022965; occurrenceDetails: <http://janzen.sas.upenn.edu>; recordedBy: D.H. Janzen, W. Hallwachs & Osvaldo Espinoza; otherCatalogNumbers: ASTAW129-08, 01-SRNP-22178, BOLD:AAB0592; identifiedBy: AJ Fleming; dateIdentified: 2017; language: en; institutionCode: CNC; collectionCode: Insects; basisOfRecord: Pinned Specimen
- bk. scientificName: *Hyphantrophaga eldaarayae*; phylum: Arthropoda; class: Insecta; order: Diptera; family: Tachinidae; genus: *Hyphantrophaga*; specificEpithet:

- eldaarayae*; scientificNameAuthorship: Fleming & Wood, 2018; continent: Central America; country: Costa Rica; countryCode: CR; stateProvince: Alajuela; county: Sector San Cristobal; locality: Area de Conservacion Guanacaste; verbatimLocality: Rio Blanco Abajo; verbatimElevation: 500; verbatimLatitude: 10.9004; verbatimLongitude: -85.3725; verbatimCoordinateSystem: Decimal; decimalLatitude: 10.9004; decimalLongitude: -85.3725; samplingProtocol: Reared from the larva of the Sphingidae, *Xylophanes chiron*; verbatimEventDate: 14-Dec-2001; individualID: DHJPAR0022966; individualCount: 1; sex: female; lifeStage: adult; preparations: pinned; catalogNumber: DHJPAR0022966; occurrenceDetails: <http://janzen.sas.upenn.edu>; recordedBy: D.H. Janzen, W. Hallwachs & Osvaldo Espinoza; otherCatalogNumbers: ASTAW130-08, 01-SRNP-22178, BOLD:AAB0592; identifiedBy: AJ Fleming; dateIdentified: 2017; language: en; institutionCode: CNC; collectionCode: Insects; basisOfRecord: Pinned Specimen
- bl. scientificName: *Hyphantrophaga eldaarayae*; phylum: Arthropoda; class: Insecta; order: Diptera; family: Tachinidae; genus: *Hyphantrophaga*; specificEpithet: *eldaarayae*; scientificNameAuthorship: Fleming & Wood, 2018; continent: Central America; country: Costa Rica; countryCode: CR; stateProvince: Guanacaste; county: Sector Santa Rosa; locality: Area de Conservacion Guanacaste; verbatimLocality: Bosque San Emilio; verbatimElevation: 300; verbatimLatitude: 10.8439; verbatimLongitude: -85.6138; verbatimCoordinateSystem: Decimal; decimalLatitude: 10.8439; decimalLongitude: -85.6138; samplingProtocol: Reared from the larva of the Sphingidae, *Xylophanes chiron*; verbatimEventDate: 12-Jun-2008; individualID: DHJPAR0027792; individualCount: 1; sex: female; lifeStage: adult; preparations: pinned; catalogNumber: DHJPAR0027792; occurrenceDetails: <http://janzen.sas.upenn.edu>; recordedBy: D.H. Janzen, W. Hallwachs & Lucia Vargas; otherCatalogNumbers: ASHYE029-08, 08-SRNP-13448, BOLD:AAB0592; identifiedBy: AJ Fleming; dateIdentified: 2017; language: en; institutionCode: CNC; collectionCode: Insects; basisOfRecord: Pinned Specimen
- bm. scientificName: *Hyphantrophaga eldaarayae*; phylum: Arthropoda; class: Insecta; order: Diptera; family: Tachinidae; genus: *Hyphantrophaga*; specificEpithet: *eldaarayae*; scientificNameAuthorship: Fleming & Wood, 2018; continent: Central America; country: Costa Rica; countryCode: CR; stateProvince: Alajuela; county: Sector Rincon Rain Forest; locality: Area de Conservacion Guanacaste; verbatimLocality: Estacion Llanura; verbatimElevation: 135; verbatimLatitude: 10.9333; verbatimLongitude: -85.2533; verbatimCoordinateSystem: Decimal; decimalLatitude: 10.9333; decimalLongitude: -85.2533; samplingProtocol: Reared from the larva of the Sphingidae, *Xylophanes chiron*; verbatimEventDate: 13-Feb-2010; individualID: DHJPAR0037476; individualCount: 1; sex: female; lifeStage: adult; preparations: pinned; catalogNumber: DHJPAR0037476; occurrenceDetails: <http://janzen.sas.upenn.edu>; recordedBy: D.H. Janzen, W. Hallwachs & Cirilo Umaña; otherCatalogNumbers: ASHYC4221-10, 10-SRNP-75043, BOLD:AAB0592; identifiedBy: AJ Fleming; dateIdentified: 2017; language: en; institutionCode: CNC; collectionCode: Insects; basisOfRecord: Pinned Specimen
- bn. scientificName: *Hyphantrophaga eldaarayae*; phylum: Arthropoda; class: Insecta; order: Diptera; family: Tachinidae; genus: *Hyphantrophaga*; specificEpithet: *eldaarayae*; scientificNameAuthorship: Fleming & Wood, 2018; continent: Central America; country: Costa Rica; countryCode: CR; stateProvince: Alajuela; county: Sector San Cristobal; locality: Area de Conservacion Guanacaste; verbatimLocality: Vado Rio Cucaracho; verbatimElevation: 640; verbatimLatitude: 10.8702; verbatimLongitude: -85.3915; verbatimCoordinateSystem: Decimal; decimalLatitude:

- 10.8702; decimalLongitude: -85.3915; samplingProtocol: Reared from the larva of the Sphingidae, *Xylophanes chiron*; verbatimEventDate: 25-Jul-2007; individualID: DHJPAR0037658; individualCount: 1; sex: female; lifeStage: adult; preparations: pinned; catalogNumber: DHJPAR0037658; occurrenceDetails: <http://janzen.sas.upenn.edu>; recordedBy: D.H. Janzen, W. Hallwachs & Carolina Cano; otherCatalogNumbers: ASHYC4403-10, 07-SRNP-2058.; identifiedBy: AJ Fleming; dateIdentified: 2017; language: en; institutionCode: CNC; collectionCode: Insects; basisOfRecord: Pinned Specimen
- bo. scientificName: *Hyphantrophaga eldaarayae*; phylum: Arthropoda; class: Insecta; order: Diptera; family: Tachinidae; genus: *Hyphantrophaga*; specificEpithet: *eldaarayae*; scientificNameAuthorship: Fleming & Wood, 2018; continent: Central America; country: Costa Rica; countryCode: CR; stateProvince: Guanacaste; county: Sector Mundo Nuevo; locality: Area de Conservacion Guanacaste; verbatimLocality: Quebrada Tibio Perla; verbatimElevation: 330; verbatimLatitude: 10.7626; verbatimLongitude: -85.4298; verbatimCoordinateSystem: Decimal; decimalLatitude: 10.7626; decimalLongitude: -85.4298; samplingProtocol: Reared from the larva of the Sphingidae, *Xylophanes pluto*; verbatimEventDate: 31-Jan-2012; individualID: DHJPAR0046567; individualCount: 1; sex: female; lifeStage: adult; preparations: pinned; catalogNumber: DHJPAR0046567; occurrenceDetails: <http://janzen.sas.upenn.edu>; recordedBy: D.H. Janzen, W. Hallwachs & Jose Cortez; otherCatalogNumbers: ACGBA740-12, 11-SRNP-57619.; identifiedBy: AJ Fleming; dateIdentified: 2017; language: en; institutionCode: CNC; collectionCode: Insects; basisOfRecord: Pinned Specimen
- bp. scientificName: *Hyphantrophaga eldaarayae*; phylum: Arthropoda; class: Insecta; order: Diptera; family: Tachinidae; genus: *Hyphantrophaga*; specificEpithet: *eldaarayae*; scientificNameAuthorship: Fleming & Wood, 2018; continent: Central America; country: Costa Rica; countryCode: CR; stateProvince: Alajuela; county: Sector Rincon Rain Forest; locality: Area de Conservacion Guanacaste; verbatimLocality: San Lucas; verbatimElevation: 320; verbatimLatitude: 10.9185; verbatimLongitude: -85.3034; verbatimCoordinateSystem: Decimal; decimalLatitude: 10.9185; decimalLongitude: -85.3034; samplingProtocol: Reared from the larva of the Sphingidae, *Xylophanes chiron*; verbatimEventDate: 26-Mar-2012; individualID: DHJPAR0048429; individualCount: 1; sex: female; lifeStage: adult; preparations: pinned; catalogNumber: DHJPAR0048429; occurrenceDetails: <http://janzen.sas.upenn.edu>; recordedBy: D.H. Janzen, W. Hallwachs & Anabelle Cordoba; otherCatalogNumbers: ACGBA1971-12, 12-SRNP-40735, BOLD:AAB0592; identifiedBy: AJ Fleming; dateIdentified: 2017; language: en; institutionCode: CNC; collectionCode: Insects; basisOfRecord: Pinned Specimen
- bq. scientificName: *Hyphantrophaga eldaarayae*; phylum: Arthropoda; class: Insecta; order: Diptera; family: Tachinidae; genus: *Hyphantrophaga*; specificEpithet: *eldaarayae*; scientificNameAuthorship: Fleming & Wood, 2018; continent: Central America; country: Costa Rica; countryCode: CR; stateProvince: Guanacaste; county: Sector Pitilla; locality: Area de Conservacion Guanacaste; verbatimLocality: Medrano; verbatimElevation: 380; verbatimLatitude: 11.016; verbatimLongitude: -85.3805; verbatimCoordinateSystem: Decimal; decimalLatitude: 11.016; decimalLongitude: -85.3805; samplingProtocol: Reared from the larva of the Sphingidae, *Xylophanes porcus*DHJ03; verbatimEventDate: 13-Sep-2012; individualID: DHJPAR0050186; individualCount: 1; sex: female; lifeStage: adult; preparations: pinned; catalogNumber: DHJPAR0050186; occurrenceDetails: <http://janzen.sas.upenn.edu>; recordedBy: D.H. Janzen, W. Hallwachs & Ricardo Calero; otherCatalogNumbers: ACGAZ1500-12, 12-

- SRNP-71976, BOLD:AAB0592; identifiedBy: AJ Fleming; dateIdentified: 2017; language: en; institutionCode: CNC; collectionCode: Insects; basisOfRecord: Pinned Specimen
- br. scientificName: *Hyphantrophaga eldaarayae*; phylum: Arthropoda; class: Insecta; order: Diptera; family: Tachinidae; genus: *Hyphantrophaga*; specificEpithet: *eldaarayae*; scientificNameAuthorship: Fleming & Wood, 2018; continent: Central America; country: Costa Rica; countryCode: CR; stateProvince: Alajuela; county: Sector Rincon Rain Forest; locality: Area de Conservacion Guanacaste; verbatimLocality: Malaguenya; verbatimElevation: 221; verbatimLatitude: 10.9555; verbatimLongitude: -85.2838; verbatimCoordinateSystem: Decimal; decimalLatitude: 10.9555; decimalLongitude: -85.2838; samplingProtocol: Reared from the larva of the Sphingidae, *Xylophanes guianensis*; verbatimEventDate: 20-Dec-2012; individualID: DHJPAR0050631; individualCount: 1; sex: female; lifeStage: adult; preparations: pinned; catalogNumber: DHJPAR0050631; occurrenceDetails: <http://janzen.sas.upenn.edu>; recordedBy: D.H. Janzen, W. Hallwachs & Keiner Aragon; otherCatalogNumbers: ACGBA3223-13, 12-SRNP-68832, BOLD:AAB0592; identifiedBy: AJ Fleming; dateIdentified: 2017; language: en; institutionCode: CNC; collectionCode: Insects; basisOfRecord: Pinned Specimen
- bs. scientificName: *Hyphantrophaga eldaarayae*; phylum: Arthropoda; class: Insecta; order: Diptera; family: Tachinidae; genus: *Hyphantrophaga*; specificEpithet: *eldaarayae*; scientificNameAuthorship: Fleming & Wood, 2018; continent: Central America; country: Costa Rica; countryCode: CR; stateProvince: Alajuela; county: Sector Rincon Rain Forest; locality: Area de Conservacion Guanacaste; verbatimLocality: Finca Esmeralda; verbatimElevation: 123; verbatimLatitude: 10.9355; verbatimLongitude: -85.2531; verbatimCoordinateSystem: Decimal; decimalLatitude: 10.9355; decimalLongitude: -85.2531; samplingProtocol: Reared from the larva of the Sphingidae, *Xylophanes chiron*; verbatimEventDate: 21-Sep-2013; individualID: DHJPAR0053416; individualCount: 1; sex: female; lifeStage: adult; preparations: pinned; catalogNumber: DHJPAR0053416; occurrenceDetails: <http://janzen.sas.upenn.edu>; recordedBy: D.H. Janzen, W. Hallwachs & Cirilo Umaña; otherCatalogNumbers: ASHYM2770-13, 13-SRNP-77374, BOLD:AAB0592; identifiedBy: AJ Fleming; dateIdentified: 2017; language: en; institutionCode: CNC; collectionCode: Insects; basisOfRecord: Pinned Specimen
- bt. scientificName: *Hyphantrophaga eldaarayae*; phylum: Arthropoda; class: Insecta; order: Diptera; family: Tachinidae; genus: *Hyphantrophaga*; specificEpithet: *eldaarayae*; scientificNameAuthorship: Fleming & Wood, 2018; continent: Central America; country: Costa Rica; countryCode: CR; stateProvince: Alajuela; county: Sector Rincon Rain Forest; locality: Area de Conservacion Guanacaste; verbatimLocality: Sendero Venado; verbatimElevation: 420; verbatimLatitude: 10.8968; verbatimLongitude: -85.27; verbatimCoordinateSystem: Decimal; decimalLatitude: 10.8968; decimalLongitude: -85.27; samplingProtocol: Reared from the larva of the Sphingidae, *Xylophanes chiron*; verbatimEventDate: 26-Sep-2014; individualID: DHJPAR0056192; individualCount: 1; sex: female; lifeStage: adult; preparations: pinned; catalogNumber: DHJPAR0056192; occurrenceDetails: <http://janzen.sas.upenn.edu>; recordedBy: D.H. Janzen, W. Hallwachs & Pablo Umaña Calderon; otherCatalogNumbers: ASHYH2449-14, 14-SRNP-43786; identifiedBy: AJ Fleming; dateIdentified: 2017; language: en; institutionCode: CNC; collectionCode: Insects; basisOfRecord: Pinned Specimen
- bu. scientificName: *Hyphantrophaga eldaarayae*; phylum: Arthropoda; class: Insecta; order: Diptera; family: Tachinidae; genus: *Hyphantrophaga*; specificEpithet:

eldaarayae; scientificNameAuthorship: Fleming & Wood, 2018; continent: Central America; country: Costa Rica; countryCode: CR; stateProvince: Guanacaste; county: Sector Pitilla; locality: Area de Conservacion Guanacaste; verbatimLocality: Pasmompa; verbatimElevation: 440; verbatimLatitude: 11.0193; verbatimLongitude: -85.41; verbatimCoordinateSystem: Decimal; decimalLatitude: 11.0193; decimalLongitude: -85.41; samplingProtocol: Reared from the larva of the Sphingidae, *Xylophanes loelia*; verbatimEventDate: 20-Feb-2015; individualID: DHJPAR0057035; individualCount: 1; sex: female; lifeStage: adult; preparations: pinned; catalogNumber: DHJPAR0057035; occurrenceDetails: <http://janzen.sas.upenn.edu>; recordedBy: D.H. Janzen, W. Hallwachs & Manuel Rios; otherCatalogNumbers: ACGBA4945-15, 15-SRNP-30018, BOLD:AAB0592; identifiedBy: AJ Fleming; dateIdentified: 2017; language: en; institutionCode: CNC; collectionCode: Insects; basisOfRecord: Pinned Specimen

- bv. scientificName: *Hyphantrophaga eldaarayae*; phylum: Arthropoda; class: Insecta; order: Diptera; family: Tachinidae; genus: *Hyphantrophaga*; specificEpithet: *eldaarayae*; scientificNameAuthorship: Fleming & Wood, 2018; continent: Central America; country: Costa Rica; countryCode: CR; stateProvince: Alajuela; county: Sector Rincon Rain Forest; locality: Area de Conservacion Guanacaste; verbatimLocality: Finca Esmeralda; verbatimElevation: 123; verbatimLatitude: 10.9355; verbatimLongitude: -85.2531; verbatimCoordinateSystem: Decimal; decimalLatitude: 10.9355; decimalLongitude: -85.2531; samplingProtocol: Reared from the larva of the Sphingidae, *Xylophanes chiron*; verbatimEventDate: 03-Feb-2015; individualID: DHJPAR0057248; individualCount: 1; sex: female; lifeStage: adult; preparations: pinned; catalogNumber: DHJPAR0057248; occurrenceDetails: <http://janzen.sas.upenn.edu>; recordedBy: D.H. Janzen, W. Hallwachs & Cirilo Umaña; otherCatalogNumbers: ACGBA5158-15, 15-SRNP-75070, BOLD:AAB0592; identifiedBy: AJ Fleming; dateIdentified: 2017; language: en; institutionCode: CNC; collectionCode: Insects; basisOfRecord: Pinned Specimen
- bw. scientificName: *Hyphantrophaga eldaarayae*; phylum: Arthropoda; class: Insecta; order: Diptera; family: Tachinidae; genus: *Hyphantrophaga*; specificEpithet: *eldaarayae*; scientificNameAuthorship: Fleming & Wood, 2018; continent: Central America; country: Costa Rica; countryCode: CR; stateProvince: Alajuela; county: Sector Rincon Rain Forest; locality: Area de Conservacion Guanacaste; verbatimLocality: San Lucas; verbatimElevation: 320; verbatimLatitude: 10.9185; verbatimLongitude: -85.3034; verbatimCoordinateSystem: Decimal; decimalLatitude: 10.9185; decimalLongitude: -85.3034; samplingProtocol: Reared from the larva of the Sphingidae, *Xylophanes chiron*; verbatimEventDate: 18-Aug-2003; individualID: DHJPAR0008078; individualCount: 1; lifeStage: adult; preparations: pinned; catalogNumber: DHJPAR0008078; occurrenceDetails: <http://janzen.sas.upenn.edu>; recordedBy: D.H. Janzen, W. Hallwachs & Minor Carmona; otherCatalogNumbers: ASTAT850-06, 03-SRNP-11723, BOLD:AAB0592; identifiedBy: AJ Fleming; dateIdentified: 2017; language: en; institutionCode: CNC; collectionCode: Insects; basisOfRecord: Pinned Specimen
- bx. scientificName: *Hyphantrophaga eldaarayae*; phylum: Arthropoda; class: Insecta; order: Diptera; family: Tachinidae; genus: *Hyphantrophaga*; specificEpithet: *eldaarayae*; scientificNameAuthorship: Fleming & Wood, 2018; continent: Central America; country: Costa Rica; countryCode: CR; stateProvince: Guanacaste; county: Sector El Hacha; locality: Area de Conservacion Guanacaste; verbatimLocality: Sendero Bejuquilla; verbatimElevation: 280; verbatimLatitude: 11.03; verbatimLongitude: -85.527; verbatimCoordinateSystem: Decimal; decimalLatitude:

- 11.03; decimalLongitude: -85.527; samplingProtocol: Reared from the larva of the Sphingidae, *Xylophanes chiron*; verbatimEventDate: 12-Mar-1998; individualID: DHJPAR0008106; individualCount: 1; lifeStage: adult; preparations: pinned; catalogNumber: DHJPAR0008106; occurrenceDetails: <http://janzen.sas.upenn.edu>; recordedBy: D.H. Janzen, W. Hallwachs & Lucia Rios; otherCatalogNumbers: ASTAT878-06, 98-SRNP-13986, BOLD:AAB0592; identifiedBy: AJ Fleming; dateIdentified: 2017; language: en; institutionCode: CNC; collectionCode: Insects; basisOfRecord: Pinned Specimen
- by. scientificName: *Hyphantrophaga eldaarayae*; phylum: Arthropoda; class: Insecta; order: Diptera; family: Tachinidae; genus: *Hyphantrophaga*; specificEpithet: *eldaarayae*; scientificNameAuthorship: Fleming & Wood, 2018; continent: Central America; country: Costa Rica; countryCode: CR; stateProvince: Alajuela; county: Sector Rincon Rain Forest; locality: Area de Conservacion Guanacaste; verbatimLocality: Finca Aurita; verbatimElevation: 460; verbatimLatitude: 10.8841; verbatimLongitude: -85.2573; verbatimCoordinateSystem: Decimal; decimalLatitude: 10.8841; decimalLongitude: -85.2573; samplingProtocol: Reared from the larva of the Sphingidae, *Xylophanes chiron*; verbatimEventDate: 17-Mar-2006; individualID: DHJPAR0006956; individualCount: 1; lifeStage: adult; preparations: pinned; catalogNumber: DHJPAR0006956; occurrenceDetails: <http://janzen.sas.upenn.edu>; recordedBy: D.H. Janzen, W. Hallwachs & Minor Carmona; otherCatalogNumbers: ASTAV198-06, 06-SRNP-40507,; identifiedBy: AJ Fleming; dateIdentified: 2017; language: en; institutionCode: CNC; collectionCode: Insects; basisOfRecord: Pinned Specimen
- bz. scientificName: *Hyphantrophaga eldaarayae*; phylum: Arthropoda; class: Insecta; order: Diptera; family: Tachinidae; genus: *Hyphantrophaga*; specificEpithet: *eldaarayae*; scientificNameAuthorship: Fleming & Wood, 2018; continent: Central America; country: Costa Rica; countryCode: CR; stateProvince: Alajuela; county: Sector San Cristobal; locality: Area de Conservacion Guanacaste; verbatimLocality: Vado Rio Cucaracho; verbatimElevation: 640; verbatimLatitude: 10.8702; verbatimLongitude: -85.3915; verbatimCoordinateSystem: Decimal; decimalLatitude: 10.8702; decimalLongitude: -85.3915; samplingProtocol: Reared from the larva of the Sphingidae, *Xylophanes chiron*; verbatimEventDate: 25-Jul-2007; individualID: DHJPAR0019719; individualCount: 1; lifeStage: adult; preparations: pinned; catalogNumber: DHJPAR0019719; occurrenceDetails: <http://janzen.sas.upenn.edu>; recordedBy: D.H. Janzen, W. Hallwachs & Carolina Cano; otherCatalogNumbers: ASTAB267-07, 07-SRNP-2058,; identifiedBy: AJ Fleming; dateIdentified: 2017; language: en; institutionCode: CNC; collectionCode: Insects; basisOfRecord: Pinned Specimen
- ca. scientificName: *Hyphantrophaga eldaarayae*; phylum: Arthropoda; class: Insecta; order: Diptera; family: Tachinidae; genus: *Hyphantrophaga*; specificEpithet: *eldaarayae*; scientificNameAuthorship: Fleming & Wood, 2018; continent: Central America; country: Costa Rica; countryCode: CR; stateProvince: Alajuela; county: Buenos Aires; locality: Area de Conservacion Guanacaste; verbatimLocality: Finca Tomato; verbatimElevation: 360; verbatimLatitude: 10.9035; verbatimLongitude: -85.3092; verbatimCoordinateSystem: Decimal; decimalLatitude: 10.9035; decimalLongitude: -85.3092; samplingProtocol: Reared from the larva of the Sphingidae, *Xylophanes chiron*; verbatimEventDate: 19-Oct-2008; individualID: DHJPAR0029647; individualCount: 1; lifeStage: adult; preparations: pinned; catalogNumber: DHJPAR0029647; occurrenceDetails: <http://janzen.sas.upenn.edu>; recordedBy: D.H. Janzen, W. Hallwachs & Elda Araya; otherCatalogNumbers:

- ASHYM1068-09, 08-SRNP-5331.; identifiedBy: AJ Fleming; dateIdentified: 2017; language: en; institutionCode: CNC; collectionCode: Insects; basisOfRecord: Pinned Specimen
- cb. scientificName: *Hyphantrophaga eldaarayae*; phylum: Arthropoda; class: Insecta; order: Diptera; family: Tachinidae; genus: *Hyphantrophaga*; specificEpithet: *eldaarayae*; scientificNameAuthorship: Fleming & Wood, 2018; continent: Central America; country: Costa Rica; countryCode: CR; stateProvince: Alajuela; county: Sector San Cristobal; locality: Area de Conservacion Guanacaste; verbatimLocality: Tajo Angeles; verbatimElevation: 540; verbatimLatitude: 10.8647; verbatimLongitude: -85.4153; verbatimCoordinateSystem: Decimal; decimalLatitude: 10.8647; decimalLongitude: -85.4153; samplingProtocol: Reared from the larva of the Sphingidae, *Xylophanes chiron*; verbatimEventDate: 26-Nov-2010; individualID: DHJPAR0040932; individualCount: 1; lifeStage: adult; preparations: pinned; catalogNumber: DHJPAR0040932; occurrenceDetails: <http://janzen.sas.upenn.edu>; recordedBy: D.H. Janzen, W. Hallwachs & Gloria Sihezar; otherCatalogNumbers: ASHYF847-11, 10-SRNP-6265, BOLD:AAB0592; identifiedBy: AJ Fleming; dateIdentified: 2017; language: en; institutionCode: CNC; collectionCode: Insects; basisOfRecord: Pinned Specimen
- cc. scientificName: *Hyphantrophaga eldaarayae*; phylum: Arthropoda; class: Insecta; order: Diptera; family: Tachinidae; genus: *Hyphantrophaga*; specificEpithet: *eldaarayae*; scientificNameAuthorship: Fleming & Wood, 2018; continent: Central America; country: Costa Rica; countryCode: CR; stateProvince: Alajuela; county: Sector San Cristobal; locality: Area de Conservacion Guanacaste; verbatimLocality: Tajo Angeles; verbatimElevation: 540; verbatimLatitude: 10.8647; verbatimLongitude: -85.4153; verbatimCoordinateSystem: Decimal; decimalLatitude: 10.8647; decimalLongitude: -85.4153; samplingProtocol: Reared from the larva of the Sphingidae, *Xylophanes chiron*; verbatimEventDate: 26-Nov-2010; individualID: DHJPAR0042146; individualCount: 1; lifeStage: adult; preparations: pinned; catalogNumber: DHJPAR0042146; occurrenceDetails: <http://janzen.sas.upenn.edu>; recordedBy: D.H. Janzen, W. Hallwachs & Gloria Sihezar; otherCatalogNumbers: ASHYF2034-11, 10-SRNP-6265, BOLD:AAB0592; identifiedBy: AJ Fleming; dateIdentified: 2017; language: en; institutionCode: CNC; collectionCode: Insects; basisOfRecord: Pinned Specimen
- cd. scientificName: *Hyphantrophaga eldaarayae*; phylum: Arthropoda; class: Insecta; order: Diptera; family: Tachinidae; genus: *Hyphantrophaga*; specificEpithet: *eldaarayae*; scientificNameAuthorship: Fleming & Wood, 2018; continent: Central America; country: Costa Rica; countryCode: CR; stateProvince: Guanacaste; county: Sector Pitilla; locality: Area de Conservacion Guanacaste; verbatimLocality: Sendero Naciente; verbatimElevation: 700; verbatimLatitude: 10.9871; verbatimLongitude: -85.4282; verbatimCoordinateSystem: Decimal; decimalLatitude: 10.9871; decimalLongitude: -85.4282; samplingProtocol: Reared from the larva of the Sphingidae, *Xylophanes germen*; verbatimEventDate: 04-Apr-2014; individualID: DHJPAR0055641; individualCount: 1; lifeStage: adult; preparations: pinned; catalogNumber: DHJPAR0055641; occurrenceDetails: <http://janzen.sas.upenn.edu>; recordedBy: D.H. Janzen, W. Hallwachs & Manuel Rios; otherCatalogNumbers: ASHYH2188-14, 14-SRNP-30344, BOLD:AAB0592; identifiedBy: AJ Fleming; dateIdentified: 2017; language: en; institutionCode: CNC; collectionCode: Insects; basisOfRecord: Pinned Specimen
- ce. scientificName: *Hyphantrophaga eldaarayae*; phylum: Arthropoda; class: Insecta; order: Diptera; family: Tachinidae; genus: *Hyphantrophaga*; specificEpithet:

eldaarayae; scientificNameAuthorship: Fleming & Wood, 2018; continent: Central America; country: Costa Rica; countryCode: CR; stateProvince: Guanacaste; county: Sector Pitilla; locality: Area de Conservacion Guanacaste; verbatimLocality: Medrano; verbatimElevation: 380; verbatimLatitude: 11.016; verbatimLongitude: -85.3805; verbatimCoordinateSystem: Decimal; decimalLatitude: 11.016; decimalLongitude: -85.3805; samplingProtocol: Reared from the larva of the Sphingidae, *Xylophanes chiron*; verbatimEventDate: 21-Aug-2017; individualID: DHJPAR0061283; individualCount: 1; lifeStage: adult; preparations: pinned; catalogNumber: DHJPAR0061283; occurrenceDetails: <http://janzen.sas.upenn.edu>; recordedBy: D.H. Janzen, W. Hallwachs & Ricardo Calero; otherCatalogNumbers: ACGBA7666-17, 17-SRNP-72587, BOLD:AAB0592; identifiedBy: AJ Fleming; dateIdentified: 2017; language: en; institutionCode: CNC; collectionCode: Insects; basisOfRecord: Pinned Specimen

Description

Male (Fig. 13). Length: 9–12 mm. **Head** (Fig. 13b): vertex 1/5 of head width; two pairs of reclinate upper orbital setae; ocellar setae arising behind anterior ocellus; ocellar triangle pale brassy; fronto-orbital plate pale brassy on upper 80%, densely setulose, setulae not extending below lowest frontal seta; parafacial silver and bare; eye densely haired; facial ridge bare; pedicel black, concolorous with postpedicel; arista black, very minutely pubescent, distinctly thickened on basal 1/3–1/4; palpus yellow and haired apically, narrow and digitiform, apically pointed. **Thorax** (Fig. 13a, c): dull brassy tomentose dorsally, contrasting with slightly brighter silver tomentose laterally, lateral surfaces with dense dark setulae making it appear darker; four thick dorsal vittae, outermost two broken across suture, innermost pair unbroken, reaching 3rd postsutural dorsocentral seta, both pairs of vittae not widening postsuturally; postpronotum with 3–5 setae arranged in a triangle; chaetotaxy: acrostichal setae 3:3; dorsocentral setae 3:4; intra-alar setae 3–4:3; supra-alar setae 2:3; three katepisternal setae; basal scutellar setae as long as subapical scutellar setae, curving slightly inwards medially; lateral scutellar setae less than 1/2 as long as subapical setae, curving inwards medially; apical scutellar setae subequal in length to lateral scutellar setae, crossed apically, angled slightly above plane of remaining marginal scutellar setae; one pair of discal scutellar setae more widely set than apical setae; scutellum very slightly darkened across basal 15%, shaped as two adjacent crescents, remainder concolorous with scutum. **Legs** (Fig. 13c): black in ground colour; fore femur with dense silver tomentum on posterodorsal surface; hind coxa bare. **Wing** (Fig. 13a): pale translucent, hyaline, not distinctly infusate; vein R_{4+5} with only 2–3 setulae at base. **Abdomen** (Fig. 13a, c): ground colour black dorsally, yellow lateroventrally; mid-dorsal depression on ST1+2 reaching hind margin; median marginal setae present on ST1+2–T3; a complete row of marginal setae present on T4; discal setae only on T5; sex patch covering ventral surfaces of T4–T5; distinct brassy tomentose bands along anterior edge of T3 and T4, broken medially by a dorsocentral stripe and covering almost 80% of tergites; T3 with silver tomentum ventrolaterally over 80% of surface; T5 with brassy tomentum throughout. **Terminalia**: sternite 5 (Fig. 13f) with a deeply excavated median cleft, widely U-shaped, margins covered in dense tomentum. Lateral lobes of sternite

rounded apically, many stout setae confined to lobe margins. Anterior plate of sternite 5 subequal to length of apical lobes; unsclerotised "window" anterior to median cleft reduced to a narrow strip as wide as median cleft. Cerci in posterior view (Fig. 13d) spatulate and rounded apically, slightly longer than surstyli, completely separate medially, slightly divergent; in lateral view with an evenly rounded downward curve throughout; densely setulose along basal 2/3. Surstylus in lateral view (Fig. 13e) round, tapered along its length and straight along bottom edge, opposite edge evenly rounded giving it a cleaver blade appearance; when viewed dorsally, surstyli pointing outwards and not strongly convergent. Pregonite short, not well developed, 1/2 as long as distiphallus, bare and rounded apically, having the appearance of an upside-down boot. Postgonite slightly narrow, 1/3 as wide as pregonite, sharply pointed and curved at apex. Epiphallus well-developed and apically hooked. Distiphallus rectangular with a slender median longitudinal sclerotised reinforcement on its posterior surface and a broad, anterolateral, sclerotised acrophallus on each side, joining on anterior surface near apex.

Female. Length: 8–11 mm. As male, differing only by the presence of two pairs of proclinate orbital setae.

Diagnosis

Hyphantrophaga eldaarayae **sp. n.** can be distinguished from all other *Hyphantrophaga* species by the following combination of traits: thorax with three postsutural acrostichal setae, four postsutural dorsocentral setae, and three katapisternal setae, legs black, hind coxa bare, silver tomentum covering more than 80% of ventrolateral surfaces of T3, with silver tomentum reaching edge of tergite ventrally.

Etymology

Hyphantrophaga eldaarayae **sp. n.** is named in recognition of Elda Araya Martinez's dedication and work in finding and rearing the ACG caterpillars that contained tachinid larvae.

Distribution

Costa Rica, ACG, Guanacaste Province, 380–420 m elevation.

Ecology

Hyphantrophaga eldaarayae **sp. n.** has been reared 116 times from 15 species of Lepidoptera in the family Sphingidae, *Xylophanes chiron* (Drury, 1773), *Xylophanes anubus* (Cramer, 1777), *Xylophanes tyndarus* (Boisduval, 1875), *Xylophanes libya*DHJ02, *Xylophanes pluto* (Fabricius, 1777), *Xylophanes crotonis* (Walker, 1856), *Xylophanes maculator* (Boisduval, 1875), *Xylophanes jocasta* (Druce, 1888), *Xylophanes guianensis* (Rothschild, 1894), *Xylophanes hannemanni* Closs, 1917,

Xylophanes porcus DHJ03, *Xylophanes germen* (Schaus, 1890), *Xylophanes cthulhu* Haxaire & Vaglia, 2008, *Xylophanes loelia* (Druce, 1878) and *Xylophanes porcus* (Hübner, 1823); in rain forest and dry-rain lowland intergrades.




Figure 13.

Hyphantrophaga eldaarayae sp. n.; a–c: habitus; holotype male, voucher n. DHJPAR0022963; d–f: terminalia; male paratype, voucher n. DHJPAR0008106.

a: dorsal view [doi](#)

b: frontal view [doi](#)

c: lateral view [doi](#)

d: dorsal view [doi](#)

e: lateral view [doi](#)

f: sternite 5, ventral view [doi](#)

Hyphantrophaga eliethcantillanoae Fleming & Wood, sp. n.

- ZooBank urn:lsid:zoobank.org:act:2DB211E5-CB8B-4821-9DF6-4341A2E13252

Materials

Holotype:

- scientificName: *Hyphantrophaga eliethcantillanoae*; phylum: Arthropoda; class: Insecta; order: Diptera; family: Tachinidae; genus: *Hyphantrophaga*; specificEpithet: *eliethcantillanoae*; scientificNameAuthorship: Fleming & Wood, 2017; continent: Central America; country: Costa Rica; countryCode: CR; stateProvince: Guanacaste; county: Sector Mundo Nuevo; locality: Area de Conservacion Guanacaste; verbatimLocality: Quebrada Tibio Perla; verbatimElevation: 330; verbatimLatitude: 10.7626; verbatimLongitude: -85.4298; verbatimCoordinateSystem: Decimal; decimalLatitude: 10.7626; decimalLongitude: -85.4298; samplingProtocol: Reared from the larva of the Crambidae, *Omiodes cunicularis*; verbatimEventDate: 02-Sep-2006; individualID: DHJPAR0015985; individualCount: 1; sex: male; lifeStage: adult; preparations: pinned; catalogNumber: DHJPAR0015985; occurrenceDetails: <http://janzen.sas.upenn.edu>; recordedBy: D.H. Janzen, W. Hallwachs & Mariano Pereira; otherCatalogNumbers: ASTAP014-06, 06-SRNP-57540, BOLD:AAA1698; identifiedBy: AJ Fleming; dateIdentified: 2017; language: en; institutionCode: CNC; collectionCode: Insects; basisOfRecord: Pinned Specimen

Paratypes:

- scientificName: *Hyphantrophaga eliethcantillanoae*; phylum: Arthropoda; class: Insecta; order: Diptera; family: Tachinidae; genus: *Hyphantrophaga*; specificEpithet: *eliethcantillanoae*; scientificNameAuthorship: Fleming & Wood, 2017; continent: Central America; country: Costa Rica; countryCode: CR; stateProvince: Guanacaste; county: Sector Mundo Nuevo; locality: Area de Conservacion Guanacaste; verbatimLocality: Quebrada Tibio Perla; verbatimElevation: 330; verbatimLatitude: 10.7626; verbatimLongitude: -85.4298; verbatimCoordinateSystem: Decimal; decimalLatitude: 10.7626; decimalLongitude: -85.4298; samplingProtocol: Reared from the larva of the Crambidae, *Omiodes cunicularis*; verbatimEventDate: 31-Aug-2006; individualID: DHJPAR0016011; individualCount: 1; sex: male; lifeStage: adult; preparations: pinned; catalogNumber: DHJPAR0016011; occurrenceDetails: <http://janzen.sas.upenn.edu>; recordedBy: D.H. Janzen, W. Hallwachs & Mariano Pereira; otherCatalogNumbers: ASTAP040-06, 06-SRNP-57589, BOLD:AAA1698; identifiedBy: AJ Fleming; dateIdentified: 2017; language: en; institutionCode: CNC; collectionCode: Insects; basisOfRecord: Pinned Specimen
- scientificName: *Hyphantrophaga eliethcantillanoae*; phylum: Arthropoda; class: Insecta; order: Diptera; family: Tachinidae; genus: *Hyphantrophaga*; specificEpithet: *eliethcantillanoae*; scientificNameAuthorship: Fleming & Wood, 2017; continent: Central America; country: Costa Rica; countryCode: CR; stateProvince: Guanacaste; county: Sector Pitilla; locality: Area de Conservacion Guanacaste; verbatimLocality: Quebradona; verbatimElevation: 475; verbatimLatitude: 10.991; verbatimLongitude: -85.3954; verbatimCoordinateSystem: Decimal; decimalLatitude: 10.991; decimalLongitude: -85.3954; samplingProtocol: Reared from the larva of the Crambidae, *Omiodes fulvicauda*; verbatimEventDate: 12-Apr-2012; individualID: DHJPAR0048627; individualCount: 1; sex: male; lifeStage: adult; preparations: pinned; catalogNumber: DHJPAR0048627; occurrenceDetails: <http://janzen.sas.upenn.edu>; recordedBy: D.H. Janzen, W. Hallwachs & Freddy Quesada; otherCatalogNumbers:

ACGBA2169-12, 12-SRNP-70590.; identifiedBy: AJ Fleming; dateIdentified: 2017; language: en; institutionCode: CNC; collectionCode: Insects; basisOfRecord: Pinned Specimen

- c. scientificName: *Hyphantrophaga eliethcantillanae*; phylum: Arthropoda; class: Insecta; order: Diptera; family: Tachinidae; genus: *Hyphantrophaga*; specificEpithet: *eliethcantillanae*; scientificNameAuthorship: Fleming & Wood, 2017; continent: Central America; country: Costa Rica; countryCode: CR; stateProvince: Guanacaste; county: Sector Mundo Nuevo; locality: Area de Conservacion Guanacaste; verbatimLocality: Quebrada Tibio Perla; verbatimElevation: 330; verbatimLatitude: 10.7626; verbatimLongitude: -85.4298; verbatimCoordinateSystem: Decimal; decimalLatitude: 10.7626; decimalLongitude: -85.4298; samplingProtocol: Reared from the larva of the Crambidae, *Omiodes cunicularis*; verbatimEventDate: 02-Sep-2006; individualID: DHJPAR0015991; individualCount: 1; sex: female; lifeStage: adult; preparations: pinned; catalogNumber: DHJPAR0015991; occurrenceDetails: <http://janzen.sas.upenn.edu>; recordedBy: D.H. Janzen, W. Hallwachs & Mariano Pereira; otherCatalogNumbers: ASTAP020-06, 06-SRNP-57542, BOLD:AAA1698; identifiedBy: AJ Fleming; dateIdentified: 2017; language: en; institutionCode: CNC; collectionCode: Insects; basisOfRecord: Pinned Specimen
- d. scientificName: *Hyphantrophaga eliethcantillanae*; phylum: Arthropoda; class: Insecta; order: Diptera; family: Tachinidae; genus: *Hyphantrophaga*; specificEpithet: *eliethcantillanae*; scientificNameAuthorship: Fleming & Wood, 2017; continent: Central America; country: Costa Rica; countryCode: CR; stateProvince: Guanacaste; county: Sector Mundo Nuevo; locality: Area de Conservacion Guanacaste; verbatimLocality: Quebrada Tibio Perla; verbatimElevation: 330; verbatimLatitude: 10.7626; verbatimLongitude: -85.4298; verbatimCoordinateSystem: Decimal; decimalLatitude: 10.7626; decimalLongitude: -85.4298; samplingProtocol: Reared from the larva of the Crambidae, *Omiodes cunicularis*; verbatimEventDate: 02-Sep-2006; individualID: DHJPAR0015979; individualCount: 1; sex: female; lifeStage: adult; preparations: pinned; catalogNumber: DHJPAR0015979; occurrenceDetails: <http://janzen.sas.upenn.edu>; recordedBy: D.H. Janzen, W. Hallwachs & Mariano Pereira; otherCatalogNumbers: ASTAP008-06, 06-SRNP-57601, BOLD:AAA1698; identifiedBy: AJ Fleming; dateIdentified: 2017; language: en; institutionCode: CNC; collectionCode: Insects; basisOfRecord: Pinned Specimen
- e. scientificName: *Hyphantrophaga eliethcantillanae*; phylum: Arthropoda; class: Insecta; order: Diptera; family: Tachinidae; genus: *Hyphantrophaga*; specificEpithet: *eliethcantillanae*; scientificNameAuthorship: Fleming & Wood, 2017; continent: Central America; country: Costa Rica; countryCode: CR; stateProvince: Guanacaste; county: Sector Mundo Nuevo; locality: Area de Conservacion Guanacaste; verbatimLocality: Quebrada Tibio Perla; verbatimElevation: 330; verbatimLatitude: 10.7626; verbatimLongitude: -85.4298; verbatimCoordinateSystem: Decimal; decimalLatitude: 10.7626; decimalLongitude: -85.4298; samplingProtocol: Reared from the larva of the Crambidae, *Omiodes cunicularis*; verbatimEventDate: 01-Sep-2006; individualID: DHJPAR0016002; individualCount: 1; sex: female; lifeStage: adult; preparations: pinned; catalogNumber: DHJPAR0016002; occurrenceDetails: <http://janzen.sas.upenn.edu>; recordedBy: D.H. Janzen, W. Hallwachs & Mariano Pereira; otherCatalogNumbers: ASTAP031-06, 06-SRNP-57575, BOLD:AAA1698; identifiedBy: AJ Fleming; dateIdentified: 2017; language: en; institutionCode: CNC; collectionCode: Insects; basisOfRecord: Pinned Specimen

Description

Male (Fig. 14). Length: 5–9 mm. **Head** (Fig. 14b): vertex $1/4$ of head width; two reclinate upper orbital setae; ocellar setae arising behind anterior ocellus; ocellar triangle gold, concolorous with fronto-orbital plate; fronto-orbital plate gold over 75% of surface, densely setulose, setulae not extending beyond lowest frontal seta; parafacial shiny silver and bare; facial ridge bare; pedicel black, concolorous with postpedicel; arista black, very minutely pubescent, distinctly thickened on basal $1/3$ – $1/4$; palpus yellow and haired. **Thorax** (Fig. 14a, c): thorax gold tomentose dorsally, grey tomentose laterally; four narrow yet prominent dorsal vittae, outermost two broken across suture, innermost pair unbroken, reaching just beyond 1st postsutural dorsocentral seta; postpronotum with 3–5 setae arranged in a triangle; chaetotaxy: acrostichal setae 4:3; dorsocentral setae 3:4; intra-alar setae 3:3; supra-alar setae 2:3; three katepisternal setae; basal scutellar setae subequal in length to subapical scutellar setae; lateral scutellar setae $4/5$ length of basal setae; subapical setae straight and divergent; apical scutellar short and weak, $1/3$ length of subapical scutellar setae, erect and crossed midway along length; one pair of discal scutellar setae more widely set than apical scutellar setae, but only slightly narrower than subapical scutellar setae; scutellum concolorous with scutum. **Legs** (Fig. 14c): black throughout; fore femur with dense silver tomentum on posterodorsal surface; hind coxa setose. **Wing** (Fig. 14a): clear translucent, not infusate; vein R_{4+5} with two setulae at base. **Abdomen** (Fig. 14a, c): ground colour black; middorsal depression on ST1+2 reaching hind margin; abdominal tomentum present as gold bands spanning anterior 70% of T3–T4; T5 entirely gold tomentose; median marginal setae present on ST1+2 and T3; a complete row of marginal setae present on T4; discal setae present on T3–T5; sex patch absent. **Terminalia** (Fig. 14d, e, f): anterior margin of sternite 5 (Fig. 14f) with a slight curved medial depression, posterior margin with a deeply excavated median cleft, smoothly U-shaped; posterior lobes of sternite rounded, toothed apically and completely devoid of any setae; anterior plate of sternite 5 $1/5$ as long as apical lobes, slightly translucent throughout, not as sclerotised as lobes. Unsclerotised "window" anterior to median cleft umbonate, central portion of "window" 2X as long as median cleft, "arms" extending 2X as wide as median cleft. Cerci (Fig. 14d) in posterior view subrectangular and slightly shorter than surstyli, blunt and rounded off towards apex, completely separate medially, diverging slightly at tips; in lateral view (Fig. 14e) strongly tapered along anterior $1/3$ and weakly curved at beginning of taper; densely setulose dorsally up to taper point, apparently bare ventrally (visible in lateral view). Surstylus in lateral view slightly swollen basally, otherwise almost parallel-sided with rounded ends; when viewed dorsally, surstyli appearing weakly divergent and slightly open at tips. Pregonite broad and well-developed, slightly bent; basal $2/3$ slightly cinched, giving it a very slightly clubbed appearance, apically rounded, devoid of setulae. Postgonite elongate and slender, horn-shaped, subequal in length to pregonite. Distiphallus sail-shaped, apically flared, with a slender median longitudinal sclerotised reinforcement on its posterior surface and a broad, anterolateral, sclerotised acrophallus on each side, joining the plate of opposite side on anterior surface near apex.




Figure 14.

Hyphantrophaga eliethcantillanoae sp. n.; a–c: habitus; holotype male, voucher n. DHJPAR0015985; d–f: terminalia; male paratype, voucher n. DHJPAR0048627.

a: dorsal view [doi](#)

b: frontal view [doi](#)

c: lateral view [doi](#)

d: dorsal view [doi](#)

e: lateral view [doi](#)

f: sternite 5, ventral view [doi](#)

Female. Length: 6–9 mm. As male, differing only by the presence of two pairs of proclinate orbital setae.

Diagnosis

Hyphantrophaga eliethcantillanoae **sp. n.** can be distinguished from all other *Hyphantrophaga* species by the following combination of traits: pedicel and arista concolorous black, four postsutural dorsocentral setae, four thoracic vittae with inner pair solid across suture, hind coxa setose, discal setae present only on T3–T5 and T5 entirely gold tomentose.

Etymology

Hyphantrophaga eliethcantillanoae **sp. n.** is named in recognition of Elieth Cantillano Espinoza's dedication and work in finding and rearing the ACG caterpillars that contained tachinid larvae.

Distribution

Costa Rica, ACG, Alajuela and Guanacaste Provinces, 10–470 m elevation.

Ecology

Hyphantrophaga eliethcantillanoae **sp. n.** has been reared 386 times from two species of Lepidoptera in the family Crambidae, *Omiodes cunicularis* Guenée, 1854 and *Omiodes fulvicauda* (Hampson, 1898); in rain forest, dry forest and dry-rain lowland intergrade.

Hyphantrophaga gilberthampiei Fleming & Wood, sp. n.

- ZooBank urn:lsid:zoobank.org:act:7E9DB836-E9BD-446B-8AFA-3F0CD45325F7

Material

Holotype:

- scientificName: *Hyphantrophaga gilberthampiei*; phylum: Arthropoda; class: Insecta; order: Diptera; family: Tachinidae; genus: *Hyphantrophaga*; specificEpithet: *gilberthampiei*; scientificNameAuthorship: Fleming & Wood, 2017; continent: Central America; country: Costa Rica; countryCode: CR; stateProvince: Guanacaste; county: Sector Pitilla; locality: Area de Conservacion Guanacaste; verbatimLocality: Sendero Orosilito; verbatimElevation: 900; verbatimLatitude: 10.98332; verbatimLongitude: -85.43623; verbatimCoordinateSystem: Decimal; decimalLatitude: 10.98332; decimalLongitude: -85.43623; samplingProtocol: Reared from the larva of the Hesperiiidae, *Cynea megalops*; verbatimEventDate: 10-Mar-2016; individualID: DHJPAR0059246; individualCount: 1; sex: female; lifeStage: adult; preparations: pinned; catalogNumber: DHJPAR0059246; occurrenceDetails: <http://janzen.sas.upenn.edu>; recordedBy: D.H. Janzen, W. Hallwachs & Manuel Rios; otherCatalogNumbers: ACGBA5663-16, 16-SRNP-30146, BOLD:ADE0400;

identifiedBy: AJ Fleming; dateIdentified: 2017; language: en; institutionCode: CNC;
collectionCode: Insects; basisOfRecord: Pinned Specimen

Description

Male. Not known at this time.

Female (Fig. 15). Length: 8–11 mm . **Head** (Fig. 15b): vertex 1/4 of head width; two reclinate upper orbital setae and two pairs of proclinate orbital setae; ocellar setae arising beside anterior ocellus; ocellar triangle gold; fronto-orbital plate gold throughout, sparse short setulae interspersed amongst frontal setae; parafacial shiny silver and bare; facial ridge bare; eye with short sparse ommatrichia up to 2X as long as one ommatidium; pedicel black, concolorous with postpedicel; arista brown, very minutely pubescent, distinctly thickened on basal 1/3–1/4; palpus orange, sparsely haired and oar-shaped. **Thorax** (Fig. 15a, c): brilliant gold tomentose dorsally, contrasting with silver grey laterally; with black setulae along both dorsal and lateral surfaces; thoracic vittae fused into two prominent stripes spanning entire thorax, unbroken along suture; postpronotum with five setae arranged in a triangle; chaetotaxy: acrostichal setae 3:3; dorsocentral setae 3:4; intra-alar setae 2:3; supra-alar setae 2:3; two katapisternal setae; basal scutellar setae 1/2 as long as subapical scutellar setae and slightly curving inwards medially; lateral scutellar setae subequal to basal scutellar setae; apical scutellar setae 1/3 length of subapical setae and straight; one pair of discal scutellar setae; scutellum concolorous with scutum, black over 50% of its surface with gold tomentum only along outer margin. **Legs** (Fig. 15c): black in ground colour; fore femur with dense silver tomentum on posterodorsal surface; hind coxa bare. **Wing** (Fig. 15a): pale translucent, hyaline, not distinctly infusate; vein R_{4+5} with only 2–3 setulae at base. **Abdomen** (Fig. 15a, c): ground colour black; middorsal depression on ST1+2 reaching hind margin; median marginal setae present on T3; a complete row of marginal setae present on T4; discal setae only on T5; light silver tomentose bands along anterior edge extending over 20% of T3 and T4, broken medially by a dorsocentral stripe; T5 with silver tomentum covering anterior half. **Terminalia**: not examined.

Diagnosis

Hyphantrophaga gilberthampiei **sp. n.** can be distinguished from all other *Hyphantrophaga* species by the following combination of traits: legs entirely black; dorsum of thorax gold tomentose with four dorsal vittae fused into two prominent dark lines extending across thoracic suture; scutellum black over 50% of its surface, with gold tomentum only along margin; ground colour of abdomen black, T4 with a light dusting of silver tomentum covering approximately 20% of dorsal surface of tergite; whole abdomen with a velvet black texture and colour.

Etymology

Hyphantrophaga gilberthampiei **sp. n.** is named in recognition of Gilberth Ampie Cruz's dedication and work in finding and rearing the ACG caterpillars that contained tachinid larvae.



Figure 15.

Hyphantrophaga gilberthampiei **sp. n.**; **a–c**: habitus; holotype female, voucher n. DHJPAR0059246.

a: dorsal view [doi](#)

b: frontal view [doi](#)

c: lateral view [doi](#)

Distribution

Costa Rica, ACG, Guanacaste Province, 900 m elevation.

Ecology

Hyphantrophaga gilberthampiei **sp. n.** has been reared once from one species of Lepidoptera in the family Hesperiiidae, *Cynea megalops* (Godman, 1900), in dry forest.

***Hyphantrophaga guillermopereirai* Fleming & Wood, sp. n.**

- ZooBank urn:lsid:zoobank.org:act:D6D2B422-709C-4B56-A412-6720D7F9AE6D

Materials**Holotype:**

- a. scientificName: *Hyphantrophaga guillermopereirai*; phylum: Arthropoda; class: Insecta; order: Diptera; family: Tachinidae; genus: *Hyphantrophaga*; specificEpithet: *guillermopereirai*; scientificNameAuthorship: Fleming & Wood, 2017; continent: Central America; country: Costa Rica; countryCode: CR; stateProvince: Guanacaste; county: Potrerillos; locality: Area de Conservacion Guanacaste; verbatimLocality: Rio Azufrado; verbatimElevation: 95; verbatimLatitude: 10.8122; verbatimLongitude: -85.5444; verbatimCoordinateSystem: Decimal; decimalLatitude: 10.8122; decimalLongitude: -85.5444; samplingProtocol: Reared from the larva of the Nymphalidae, *Agraulis vanillae*; verbatimEventDate: 22-Aug-2000; individualID: DHJPAR0007280; individualCount: 1; sex: male; lifeStage: adult; preparations: pinned; catalogNumber: DHJPAR0007280; occurrenceDetails: <http://janzen.sas.upenn.edu>; recordedBy: D.H. Janzen, W. Hallwachs & Manuel Pereira; otherCatalogNumbers: ASTAT052-06, 00-SRNP-16230, BOLD:AAA1953; identifiedBy: AJ Fleming; dateIdentified: 2017; language: en; institutionCode: CNC; collectionCode: Insects; basisOfRecord: Pinned Specimen

Paratypes:

- a. scientificName: *Hyphantrophaga guillermopereirai*; phylum: Arthropoda; class: Insecta; order: Diptera; family: Tachinidae; genus: *Hyphantrophaga*; specificEpithet: *guillermopereirai*; scientificNameAuthorship: Fleming & Wood, 2017; continent: Central America; country: Costa Rica; countryCode: CR; stateProvince: Guanacaste; county: Sector Santa Rosa; locality: Area de Conservacion Guanacaste; verbatimLocality: Bosque Humedo; verbatimElevation: 290; verbatimLatitude: 10.8514; verbatimLongitude: -85.608; verbatimCoordinateSystem: Decimal; decimalLatitude: 10.8514; decimalLongitude: -85.608; samplingProtocol: Reared from the larva of the Hesperidae, *Polycrta cleta*; verbatimEventDate: 30-Nov-1992; individualID: DHJPAR0007277; individualCount: 1; sex: male; lifeStage: adult; preparations: pinned; catalogNumber: DHJPAR0007277; occurrenceDetails: <http://janzen.sas.upenn.edu>; recordedBy: D.H. Janzen, W. Hallwachs & gusaneros; otherCatalogNumbers: ASTAT049-06, 92-SRNP-5826, BOLD:AAA1953; identifiedBy: AJ Fleming; dateIdentified: 2017; language: en; institutionCode: CNC; collectionCode: Insects; basisOfRecord: Pinned Specimen
- b. scientificName: *Hyphantrophaga guillermopereirai*; phylum: Arthropoda; class: Insecta; order: Diptera; family: Tachinidae; genus: *Hyphantrophaga*; specificEpithet: *guillermopereirai*; scientificNameAuthorship: Fleming & Wood, 2017; continent: Central America; country: Costa Rica; countryCode: CR; stateProvince: Guanacaste; county: Sector El Hacha; locality: Area de Conservacion Guanacaste; verbatimLocality: Estacion Los Almendros; verbatimElevation: 290; verbatimLatitude: 11.0323; verbatimLongitude: -85.5278; verbatimCoordinateSystem: Decimal; decimalLatitude: 11.0323; decimalLongitude: -85.5278; samplingProtocol: Reared from the larva of the Erebidae, *Renodes curviluna*; verbatimEventDate: 12-Apr-2012; individualID: DHJPAR0048680; individualCount: 1; sex: male; lifeStage: adult; preparations: pinned; catalogNumber: DHJPAR0048680; occurrenceDetails: <http://janzen.sas.upenn.edu>; recordedBy: D.H. Janzen, W. Hallwachs & Lucia Rios; otherCatalogNumbers:

- ACGBA2222-12, 12-SRNP-20677, BOLD:AAA1953; identifiedBy: AJ Fleming; dateIdentified: 2017; language: en; institutionCode: CNC; collectionCode: Insects; basisOfRecord: Pinned Specimen
- c. scientificName: *Hyphantrophaga guillermopereirai*; phylum: Arthropoda; class: Insecta; order: Diptera; family: Tachinidae; genus: *Hyphantrophaga*; specificEpithet: *guillermopereirai*; scientificNameAuthorship: Fleming & Wood, 2017; continent: Central America; country: Costa Rica; countryCode: CR; stateProvince: Guanacaste; county: Sector Santa Rosa; locality: Area de Conservacion Guanacaste; verbatimLocality: Bosque Humedo; verbatimElevation: 290; verbatimLatitude: 10.8514; verbatimLongitude: -85.608; verbatimCoordinateSystem: Decimal; decimalLatitude: 10.8514; decimalLongitude: -85.608; samplingProtocol: Reared from the larva of the Erebidae, *Glaucostola romula*; verbatimEventDate: 12-Jan-1993; individualID: DHJPAR0007303; individualCount: 1; sex: male; lifeStage: adult; preparations: pinned; catalogNumber: DHJPAR0007303; occurrenceDetails: <http://janzen.sas.upenn.edu>; recordedBy: D.H. Janzen, W. Hallwachs & gusaneros; otherCatalogNumbers: ASTAT075-06, 93-SRNP-7336, BOLD:AAA1953; identifiedBy: AJ Fleming; dateIdentified: 2017; language: en; institutionCode: CNC; collectionCode: Insects; basisOfRecord: Pinned Specimen
- d. scientificName: *Hyphantrophaga guillermopereirai*; phylum: Arthropoda; class: Insecta; order: Diptera; family: Tachinidae; genus: *Hyphantrophaga*; specificEpithet: *guillermopereirai*; scientificNameAuthorship: Fleming & Wood, 2017; continent: Central America; country: Costa Rica; countryCode: CR; stateProvince: Guanacaste; county: Sector Mundo Nuevo; locality: Area de Conservacion Guanacaste; verbatimLocality: Sendero Mora; verbatimElevation: 480; verbatimLatitude: 10.7683; verbatimLongitude: -85.4257; verbatimCoordinateSystem: Decimal; decimalLatitude: 10.7683; decimalLongitude: -85.4257; samplingProtocol: Reared from the larva of the Hesperiiidae, *Chiomara georgina*; verbatimEventDate: 15-Jan-2006; individualID: DHJPAR0007029; individualCount: 1; sex: female; lifeStage: adult; preparations: pinned; catalogNumber: DHJPAR0007029; occurrenceDetails: <http://janzen.sas.upenn.edu>; recordedBy: D.H. Janzen, W. Hallwachs & Jose Cortez; otherCatalogNumbers: ASTAV271-06, 05-SRNP-66375, BOLD:AAA1953; identifiedBy: AJ Fleming; dateIdentified: 2017; language: en; institutionCode: CNC; collectionCode: Insects; basisOfRecord: Pinned Specimen
- e. scientificName: *Hyphantrophaga guillermopereirai*; phylum: Arthropoda; class: Insecta; order: Diptera; family: Tachinidae; genus: *Hyphantrophaga*; specificEpithet: *guillermopereirai*; scientificNameAuthorship: Fleming & Wood, 2017; continent: Central America; country: Costa Rica; countryCode: CR; stateProvince: Guanacaste; county: Sector El Hacha; locality: Area de Conservacion Guanacaste; verbatimLocality: Sendero Bejuquilla; verbatimElevation: 280; verbatimLatitude: 11.03; verbatimLongitude: -85.527; verbatimCoordinateSystem: Decimal; decimalLatitude: 11.03; decimalLongitude: -85.527; samplingProtocol: Reared from the larva of the Hesperiiidae, *Tosta gorgus*; verbatimEventDate: 14-Feb-2004; individualID: DHJPAR0007244; individualCount: 1; sex: female; lifeStage: adult; preparations: pinned; catalogNumber: DHJPAR0007244; occurrenceDetails: <http://janzen.sas.upenn.edu>; recordedBy: D.H. Janzen, W. Hallwachs & Elieth Cantillano; otherCatalogNumbers: ASTAT016-06, 04-SRNP-20122, BOLD:AAA1953; identifiedBy: AJ Fleming; dateIdentified: 2017; language: en; institutionCode: CNC; collectionCode: Insects; basisOfRecord: Pinned Specimen




Figure 16.

Hyphantrophaga guillermopereirai sp. n.; a–c: habitus; holotype male, voucher n. DHJPAR0007280; d–f: terminalia; male paratype, voucher n. DHJPAR0048680.

a: dorsal view [doi](#)

b: frontal view [doi](#)

c: lateral view [doi](#)

d: dorsal view [doi](#)

e: lateral view [doi](#)

f: sternite 5, ventral view [doi](#)

Description

Male (Fig. 16). Length: 5–8 mm. **Head** (Fig. 16b): vertex 1/5 of head width; two reclinate upper orbital setae; ocellar setae arising beside anterior ocellus; ocellar triangle gold, concolorous with fronto-orbital plate; fronto-orbital plate gold over 75% of surface, sparsely setulose, setulae not extending beyond lowest frontal seta; parafacial

shiny silver and bare; facial ridge bare; pedicel dark brown, slightly lighter than postpedicel; arista brown, very minutely pubescent, distinctly thickened on basal 1/3–1/4; palpus yellow and haired. **Thorax** (Fig. 16a, c): pale brassy-gold tomentose dorsally, gray tomentose laterally; four prominent dorsal vittae, outermost two broken across suture, innermost pair slightly broken across suture, not reaching beyond 2nd postsutural dorsocentral seta; postpronotum with three setae arranged in a triangle; chaetotaxy: acrostichal setae 3:3; dorsocentral setae 3–4:4; intra-alar setae 2–3:3; supra-alar setae 2:3; three katepisternal setae, basal seta extremely weak and anterior to suture; basal scutellar setae 3/4 length of subapical scutellar setae; lateral scutellar setae 2/3 as long as basal scutellar setae, lateral scutellar setae 1/2 as thick as both basal and subapical scutellar setae; subapical scutellar setae straight and divergent, 2X as thick as lateral scutellar setae; apical scutellar setae 1/3 basal scutellar setae crossed apically; one pair of discal scutellar setae more widely set than subapical scutellar setae; scutellum concolorous with scutum. **Legs** (Fig. 16c): yellow in ground colour with dense covering of black hairs, making them appear darker; fore femur with dense silver tomentum on posterodorsal surface; hind coxa setose. **Wing** (Fig. 16a): pale translucent; vein R_{4+5} with 2–3 setulae at base. **Abdomen** (Fig. 16a, c): ground colour black; mid-dorsal depression on ST1+2 not reaching hind margin; marginal setae ST1+2–T5: median marginal setae present on ST1+2 and T3; a complete row of marginal setae present on T4 and T5; discal setae on T3–T5; sex patch absent; distinct brassy-silver tomentose bands along anterior 2/3 of T3 and T4; T5 with brassy-silver tomentum covering entire tergite. **Terminalia** (Fig. 16d, e, f): anterior margin of sternite 5 (Fig. 16f) with a shallow curved medial depression, posterior margin with a deeply excavated median cleft, rectangular-shaped; posterior lobes of sternite rounded, toothed apically and completely devoid of setae, inner margins of lobes sinusoidal undulated; unsclerotised "window" anterior to median cleft convex, arced, "arms" extending 3X as wide as median cleft. Cerci (Fig. 16d) in posterior view subrectangular and slightly shorter than surstyli, blunt and rounded off towards apices, completely separate medially, straight, not obviously divergent from each other; in lateral view (Fig. 16e) strongly tapered along apical 1/3 and weakly curved at beginning of taper; densely setulose dorsally up to taper point, apparently bare ventrally (visible in lateral view). Surstyli in lateral view slightly swollen basally, otherwise almost parallel sided, with rounded apices; when viewed dorsally, surstyli appearing not divergent. Pregonite broad and well-developed, slightly bent; basal 2/3 slightly cinched, giving it a very slightly clubbed appearance, apically rounded, few fine setulae along its edge. Postgonite elongate, parallel-sided along its length, with a slight curve at tip, subequal in length to pregonite. Distiphallus rectangular with a very slight apical flare, with a slender median longitudinal sclerotised reinforcement on its posterior surface and a broad, anterolateral, sclerotised acrophallus, joined as a plate on anterior surface near apex.

Female. Length 6–8 mm. As male, differing only by the presence of two pairs of proclinate orbital setae.

Diagnosis

Hyphantrophaga guillermopereirai **sp. n.** can be distinguished from all other *Hyphantrophaga* species by the following combination of traits: fronto-orbital plate gold over most of its surface and bare, except at level of vertex, pedicel and arista brown (slightly lighter than postpedicel), thorax with both silver and gold tomentum, four postsutural dorsocentral setae, hind coxa setose, marginal setae present on ST1+2–T5 and discal setae present on T3–T5.

Etymology

Hyphantrophaga guillermopereirai **sp. n.** is named in recognition of Guillermo Pereira Espinoza's dedication and work in finding and rearing the ACG caterpillars that contained tachinid larvae.

Distribution

Costa Rica, ACG, Alajuela and Guanacaste Provinces, 10–752 m elevation.

Ecology

Hyphantrophaga guillermopereirai **sp. n.** has been reared 93 times from 56 species of Lepidoptera spanning across 10 families (Lepidoptera: Crambidae; Erebidae; Geometridae; Hesperiiidae; Noctuidae; Notodontidae; Nolidae; Nymphalidae; Riodinidae; Saturniidae), in rain forest, dry forest and dry-rain lowland intergrade.

Hyphantrophaga hazelcambroneroae Fleming & Wood, **sp. n.**

- ZooBank urn:lsid:zoobank.org:act:3C8894B8-AAB7-46E2-BF26-AEAC3C3A0169

Materials

Holotype:

- scientificName: *Hyphantrophaga hazelcambroneroae*; phylum: Arthropoda; class: Insecta; order: Diptera; family: Tachinidae; genus: *Hyphantrophaga*; specificEpithet: *hazelcambroneroae*; scientificNameAuthorship: Fleming & Wood, 2017; continent: Central America; country: Costa Rica; countryCode: CR; stateProvince: Guanacaste; county: Sector Santa Rosa; locality: Area de Conservacion Guanacaste; verbatimLocality: Bosque San Emilio; verbatimElevation: 300; verbatimLatitude: 10.8439; verbatimLongitude: -85.6138; verbatimCoordinateSystem: Decimal; decimalLatitude: 10.8439; decimalLongitude: -85.6138; samplingProtocol: Reared from the larva of the Crambidae, *Hoterodes ausonia*; verbatimEventDate: 11-Jul-1993; individualID: DHJPAR0007278; individualCount: 1; sex: male; lifeStage: adult; preparations: pinned; catalogNumber: DHJPAR0007278; occurrenceDetails: <http://janzen.sas.upenn.edu>; recordedBy: D.H. Janzen, W. Hallwachs and gusaneros; otherCatalogNumbers: ASTAT050-06, 93-SRNP-6894.; identifiedBy: AJ Fleming; dateIdentified: 2017; language: en; institutionCode: CNC; collectionCode: Insects; basisOfRecord: Pinned Specimen

Paratypes:

- a. scientificName: *Hyphantrophaga hazelcambroneroae*; phylum: Arthropoda; class: Insecta; order: Diptera; family: Tachinidae; genus: *Hyphantrophaga*; specificEpithet: *hazelcambroneroae*; scientificNameAuthorship: Fleming & Wood, 2017; continent: Central America; country: Costa Rica; countryCode: CR; stateProvince: Guanacaste; county: Sector Santa Rosa; locality: Area de Conservacion Guanacaste; verbatimLocality: Area Administrativa; verbatimElevation: 295; verbatimLatitude: 10.8376; verbatimLongitude: -85.6187; verbatimCoordinateSystem: Decimal; decimalLatitude: 10.8376; decimalLongitude: -85.6187; samplingProtocol: Reared from the larva of the Crambidae, *Portentomorpha xanthialis*; verbatimEventDate: 20-Aug-2013; individualID: DHJPAR0052525; individualCount: 1; sex: male; lifeStage: adult; preparations: pinned; catalogNumber: DHJPAR0052525; occurrenceDetails: <http://janzen.sas.upenn.edu>; recordedBy: D.H. Janzen, W. Hallwachs and Guillermo Pereira; otherCatalogNumbers: ASHYM1879-13, 13-SRNP-19665, BOLD:ACJ4813; identifiedBy: AJ Fleming; datedIdentified: 2017; language: en; institutionCode: CNC; collectionCode: Insects; basisOfRecord: Pinned Specimen
- b. scientificName: *Hyphantrophaga hazelcambroneroae*; phylum: Arthropoda; class: Insecta; order: Diptera; family: Tachinidae; genus: *Hyphantrophaga*; specificEpithet: *hazelcambroneroae*; scientificNameAuthorship: Fleming & Wood, 2017; continent: Central America; country: Costa Rica; countryCode: CR; stateProvince: Guanacaste; county: Sector Santa Rosa; locality: Area de Conservacion Guanacaste; verbatimLocality: Area Administrativa; verbatimElevation: 295; verbatimLatitude: 10.8376; verbatimLongitude: -85.6187; verbatimCoordinateSystem: Decimal; decimalLatitude: 10.8376; decimalLongitude: -85.6187; samplingProtocol: Reared from the larva of the Crambidae, *Portentomorpha xanthialis*; verbatimEventDate: 14-Aug-2013; individualID: DHJPAR0052653; individualCount: 1; sex: male; lifeStage: adult; preparations: pinned; catalogNumber: DHJPAR0052653; occurrenceDetails: <http://janzen.sas.upenn.edu>; recordedBy: D.H. Janzen, W. Hallwachs and Johan Vargas; otherCatalogNumbers: ASHYM2007-13, 13-SRNP-19649, BOLD:ACJ4813; identifiedBy: AJ Fleming; datedIdentified: 2017; language: en; institutionCode: CNC; collectionCode: Insects; basisOfRecord: Pinned Specimen
- c. scientificName: *Hyphantrophaga hazelcambroneroae*; phylum: Arthropoda; class: Insecta; order: Diptera; family: Tachinidae; genus: *Hyphantrophaga*; specificEpithet: *hazelcambroneroae*; scientificNameAuthorship: Fleming & Wood, 2017; continent: Central America; country: Costa Rica; countryCode: CR; stateProvince: Guanacaste; county: Sector Santa Rosa; locality: Area de Conservacion Guanacaste; verbatimLocality: Area Administrativa; verbatimElevation: 295; verbatimLatitude: 10.8376; verbatimLongitude: -85.6187; verbatimCoordinateSystem: Decimal; decimalLatitude: 10.8376; decimalLongitude: -85.6187; samplingProtocol: Reared from the larva of the Crambidae, *Portentomorpha xanthialis*; verbatimEventDate: 20-Aug-2013; individualID: DHJPAR0052531; individualCount: 1; sex: male; lifeStage: adult; preparations: pinned; catalogNumber: DHJPAR0052531; occurrenceDetails: <http://janzen.sas.upenn.edu>; recordedBy: D.H. Janzen, W. Hallwachs and Guillermo Pereira; otherCatalogNumbers: ASHYM1885-13, 13-SRNP-19667, BOLD:ACJ4813; identifiedBy: AJ Fleming; datedIdentified: 2017; language: en; institutionCode: CNC; collectionCode: Insects; basisOfRecord: Pinned Specimen
- d. scientificName: *Hyphantrophaga hazelcambroneroae*; phylum: Arthropoda; class: Insecta; order: Diptera; family: Tachinidae; genus: *Hyphantrophaga*; specificEpithet: *hazelcambroneroae*; scientificNameAuthorship: Fleming & Wood, 2017; continent: Central America; country: Costa Rica; countryCode: CR; stateProvince: Guanacaste;

county: Sector Santa Rosa; locality: Area de Conservacion Guanacaste; verbatimLocality: Area Administrativa; verbatimElevation: 295; verbatimLatitude: 10.8376; verbatimLongitude: -85.6187; verbatimCoordinateSystem: Decimal; decimalLatitude: 10.8376; decimalLongitude: -85.6187; samplingProtocol: Reared from the larva of the Crambidae, *Portentomorpha xanthialis*; verbatimEventDate: 20-Aug-2013; individualID: DHJPAR0052540; individualCount: 1; sex: male; lifeStage: adult; preparations: pinned; catalogNumber: DHJPAR0052540; occurrenceDetails: <http://janzen.sas.upenn.edu>; recordedBy: D.H. Janzen, W. Hallwachs and Guillermo Pereira; otherCatalogNumbers: ASHYM1894-13, 13-SRNP-19685, BOLD:ACJ4813; identifiedBy: AJ Fleming; dateIdentified: 2017; language: en; institutionCode: CNC; collectionCode: Insects; basisOfRecord: Pinned Specimen

Description

Male (Fig. 17). Length: 5–8 mm. **Head** (Fig. 17b): vertex $\frac{1}{4}$ of head width; two strong reclinate upper orbital setae, these not in line with frontal row (one aberrant male displaying one proclinate orbital seta in addition to the two reclinate pairs, was initially confused as female); ocellar setae arising behind anterior ocellus; ocellar triangle gold, concolorous with upper half of fronto-orbital plate; fronto-orbital plate gold over 50% of surface, sparsely setulose, setulae not extending beyond lowest frontal seta; parafacial shiny silver and bare; facial ridge haired up to $\frac{1}{2}$ its surface, these being strong and widely spaced; pedicel dark brown, slightly lighter than postpedicel; arista brown, very minutely pubescent, distinctly thickened on basal $\frac{1}{3}$ – $\frac{1}{4}$; palpus yellow and haired, not clubbed. **Thorax** (Fig. 17a, c): brassy-gold tomentose dorsally, grey tomentose laterally; four prominent dorsal vittae, outermost two broken across suture, innermost pair slightly broken across suture, not reaching beyond 2nd postsutural dorsocentral seta; postpronotum with three setae arranged in a triangle; chaetotaxy: acrostichal setae 3:3; dorsocentral setae 3:4 (second postsutural seta often reduced and weaker than the other three); intra-alar setae 2:3; supra-alar setae 2:3; two katepisternal setae; lateral scutellar setae $\frac{2}{3}$ as long as basal scutellar setae, lateral scutellar setae $\frac{1}{2}$ as thick as both basal and subapical scutellar setae; subapical scutellar setae strongest and longest of marginal scutellar setae, strongly divergent; apical scutellar setae shorter than basal scutellar setae crossed apically; one pair of discal scutellar setae; scutellum concolorous with scutum, very slightly darker than thorax along basal 50%. **Legs** (Fig. 17c): reddish-black in ground colour with dense covering of black hairs, making them appear darker; fore femur with dense silver tomentum on posterodorsal surface; hind coxa bare. **Wing** (Fig. 17a): pale translucent; vein R_{4+5} with 2–3 setulae at base. **Abdomen** (Fig. 17a, c): ground colour black; middorsal depression on ST1+2 reaching hind margin; median marginal setae present on ST1+2 and T3; a complete row of marginal setae present on T4; discal setae on T3–T5; sex patch absent; distinct brassy-gold tomentose bands dorsally along anterior $\frac{2}{3}$ of T3 and T4; T5 with brassy-gold tomentum covering entire tergite; T3–T5 silver tomentose ventrally. **Terminalia**: anterior margin of sternite 5 (Fig. 17f) with a deep curved medial depression, posterior margin with a deeply excavated median cleft, two pyramid-shaped lobes; posterior lobes of sternite slightly pointed apically, 1–2 longer setae surrounded by shorter setulae, inner margins of cleft straight with a slight undulation, round cylindrical basally;

unsclerotised "window" anterior to median cleft convex, with slender "arms" extending 3X as wide as median cleft with a short rectangular stalk. Cerci (Fig. 17d) in posterior view almost rectangular and subequal in length to surstyli, blunt and rounded off towards apices, separate medially on anterior 1/3, straight and slightly divergent when viewed dorsally, remaining 2/3 fused medially; in lateral view (Fig. 17e), almost parallel-sided along entire length, anterior 1/3 with a strong downward curve; densely setulose dorsally up to curve point, apparently bare ventrally (visible in lateral view). Surstyli in lateral view parallel-sided along their entire length, with rounded apices, strongly curved along anterior 1/3; when viewed dorsally, surstyli appearing not divergent. Pregonite broad and well-developed, slightly bent; basal 2/3 slightly cinched, giving it a very slightly clubbed appearance, apically rounded, few fine setulae along its edge. Postgonite elongate, parallel-sided along its length, with a slight curve at tip, subequal in length to pregonite. Distiphallus sail-shaped, with a very strong apical flare, a slender median longitudinal sclerotised reinforcement on its posterior surface and a broad, anterolateral, sclerotised acrophallus, joined as a plate on anterior surface near apex.

Female. Unknown at this time.

Diagnosis

Hyphantrophaga hazelcambroneroae **sp. n.** can be distinguished from all other *Hyphantrophaga* species by the following combination of traits: facial ridge with setae along half its length, four dorsocentral setae, two katepisternal setae, hind coxa bare, both abdomen and thorax brassy tomentose throughout, abdominal ground color black and median marginal setae present on ST1+2.

Etymology

Hyphantrophaga hazelcambroneroae **sp. n.** is named in recognition of Hazel Cambronero Romero's dedication and work in finding and rearing the ACG caterpillars that contained tachinid larvae.

Distribution

Costa Rica, ACG, Guanacaste Province, 295–300 m elevation.

Ecology

Hyphantrophaga hazelcambroneroae **sp. n.** has been reared five times from two species of Lepidoptera in the family Crambidae, *Hoterodes ausonia* Cramer, 1777 and *Portentomorpha xanthialis* (Guenée, 1854), in dry forest.




Figure 17.

Hyphantrophaga hazelcambroneroae sp. n.; a–c: habitus; holotype male, voucher n. DHJPAR0007278; d–f: terminalia; male paratype, voucher n. DHJPAR0052653.

Hyphantrophaga luciarisae Fleming & Wood, sp. n.

- ZooBank [urn:lsid:zoobank.org:act:1DBE5C00-14E2-41B9-B9CF-7E7ED59CD497](https://doi.org/10.3896/abx-1142-21-000)

Materials

Holotype:

- scientificName: *Hyphantrophaga luciarisae*; phylum: Arthropoda; class: Insecta; order: Diptera; family: Tachinidae; genus: *Hyphantrophaga*; specificEpithet: *luciarisae*; scientificNameAuthorship: Fleming & Wood, 2018; continent: Central America; country: Costa Rica; countryCode: CR; stateProvince: Guanacaste; county: Sector Orosi; locality: Area de Conservacion Guanacaste; verbatimLocality: Sendero Orosi; verbatimElevation: 620; verbatimLatitude: 10.9937; verbatimLongitude: -85.4639;

verbatimCoordinateSystem: Decimal; decimalLatitude: 10.9937; decimalLongitude: -85.4639; samplingProtocol: Reared from the larva of the Sphingidae, *Xylophanes juanita*; verbatimEventDate: 26-Jul-2001; individualID: DHJPAR0008095; individualCount: 1; sex: male; lifeStage: adult; preparations: pinned; catalogNumber: DHJPAR0008095; occurrenceDetails: <http://janzen.sas.upenn.edu>; recordedBy: D.H. Janzen, W. Hallwachs & Roster Moraga; otherCatalogNumbers: ASTAT867-06, 01-SRNP-9682, BOLD:AAF3892; identifiedBy: AJ Fleming; dateIdentified: 2017; language: en; institutionCode: CNC; collectionCode: Insects; basisOfRecord: Pinned Specimen

Paratypes:

- a. scientificName: *Hyphantrophaga luciariosae*; phylum: Arthropoda; class: Insecta; order: Diptera; family: Tachinidae; genus: *Hyphantrophaga*; specificEpithet: *luciariosae*; scientificNameAuthorship: Fleming & Wood, 2018; continent: Central America; country: Costa Rica; countryCode: CR; stateProvince: Guanacaste; county: Sector Orosi; locality: Area de Conservacion Guanacaste; verbatimLocality: Sendero Orosi; verbatimElevation: 620; verbatimLatitude: 10.9937; verbatimLongitude: -85.4639; verbatimCoordinateSystem: Decimal; decimalLatitude: 10.9937; decimalLongitude: -85.4639; samplingProtocol: Reared from the larva of the Sphingidae, *Xylophanes juanita*; verbatimEventDate: 29-Jul-2001; individualID: DHJPAR0008061; individualCount: 1; sex: female; lifeStage: adult; preparations: pinned; catalogNumber: DHJPAR0008061; occurrenceDetails: <http://janzen.sas.upenn.edu>; recordedBy: D.H. Janzen, W. Hallwachs & Roster Moraga; otherCatalogNumbers: ASTAT833-06, 01-SRNP-9654, BOLD:AAF3892; identifiedBy: AJ Fleming; dateIdentified: 2017; language: en; institutionCode: CNC; collectionCode: Insects; basisOfRecord: Pinned Specimen
- b. scientificName: *Hyphantrophaga luciariosae*; phylum: Arthropoda; class: Insecta; order: Diptera; family: Tachinidae; genus: *Hyphantrophaga*; specificEpithet: *luciariosae*; scientificNameAuthorship: Fleming & Wood, 2018; continent: Central America; country: Costa Rica; countryCode: CR; stateProvince: Guanacaste; county: Sector Orosi; locality: Area de Conservacion Guanacaste; verbatimLocality: Sendero Orosi; verbatimElevation: 620; verbatimLatitude: 10.9937; verbatimLongitude: -85.4639; verbatimCoordinateSystem: Decimal; decimalLatitude: 10.9937; decimalLongitude: -85.4639; samplingProtocol: Reared from the larva of the Sphingidae, *Xylophanes juanita*; verbatimEventDate: 16-Jul-2001; individualID: DHJPAR0008097; individualCount: 1; sex: male; lifeStage: adult; preparations: pinned; catalogNumber: DHJPAR0008097; occurrenceDetails: <http://janzen.sas.upenn.edu>; recordedBy: D.H. Janzen, W. Hallwachs & Roster Moraga; otherCatalogNumbers: ASTAT869-06, 01-SRNP-9680, BOLD:AAF3892; identifiedBy: AJ Fleming; dateIdentified: 2017; language: en; institutionCode: CNC; collectionCode: Insects; basisOfRecord: Pinned Specimen
- c. scientificName: *Hyphantrophaga luciariosae*; phylum: Arthropoda; class: Insecta; order: Diptera; family: Tachinidae; genus: *Hyphantrophaga*; specificEpithet: *luciariosae*; scientificNameAuthorship: Fleming & Wood, 2018; continent: Central America; country: Costa Rica; countryCode: CR; stateProvince: Guanacaste; county: Sector Rincon Rain Forest; locality: Area de Conservacion Guanacaste; verbatimLocality: Malaguena; verbatimElevation: 221; verbatimLatitude: 10.9555; verbatimLongitude: -85.2838; verbatimCoordinateSystem: Decimal; decimalLatitude: 10.9555; decimalLongitude: -85.2838; samplingProtocol: Reared from the larva of the Sphingidae, *Xylophanes adalia*; verbatimEventDate: 04-Feb-2016; individualID: DHJPAR0058396;

individualCount: 1; sex: male; lifeStage: adult; preparations: pinned; catalogNumber: DHJPAR0058396; occurrenceDetails: <http://janzen.sas.upenn.edu>; recordedBy: D.H. Janzen, W. Hallwachs & Kemberly Villalobos; otherCatalogNumbers: MHMYN7996-16, 16-SRNP-45023, BOLD:AAF3892; identifiedBy: AJ Fleming; dateIdentified: 2017; language: en; institutionCode: CNC; collectionCode: Insects; basisOfRecord: Pinned Specimen

- d. scientificName: *Hyphantrophaga luciarosae*; phylum: Arthropoda; class: Insecta; order: Diptera; family: Tachinidae; genus: *Hyphantrophaga*; specificEpithet: *luciarosae*; scientificNameAuthorship: Fleming & Wood, 2018; continent: Central America; country: Costa Rica; countryCode: CR; stateProvince: Guanacaste; county: Sector Pitilla; locality: Area de Conservacion Guanacaste; verbatimLocality: Sendero Naciente; verbatimElevation: 700; verbatimLatitude: 10.9871; verbatimLongitude: -85.4282; verbatimCoordinateSystem: Decimal; decimalLatitude: 10.9871; decimalLongitude: -85.4282; samplingProtocol: Reared from the larva of the Sphingidae, *Xylophanes adalia*; verbatimEventDate: Jan-19-2014; individualID: DHJPAR0054189; individualCount: 1; sex: male; lifeStage: adult; preparations: pinned; catalogNumber: DHJPAR0054189; occurrenceDetails: <http://janzen.sas.upenn.edu>; recordedBy: D.H. Janzen, W. Hallwachs & Freddy Quesada; identifiedBy: AJ Fleming; dateIdentified: 2017; language: en; institutionCode: CNC; collectionCode: Insects; basisOfRecord: Pinned Specimen

Description

Male (Fig. 18). Length: 7–10 mm. **Head** (Fig. 18b): vertex 1/4 of head width; two reclinate upper orbital setae; ocellar setae arising beside anterior ocellus; ocellar triangle slightly gold, changing to concolorous with fronto-orbital plate; fronto-orbital plate dark brassy-silver over 90% of surface, densely setulose, setulae not extending beyond lowest frontal seta; parafacial dull silver and bare; facial ridge bare; pedicel dark brown, slightly lighter than postpedicel; arista brown, very minutely pubescent, distinctly thickened on basal 1/3–1/4; palpus yellow, haired and oar-shaped. **Thorax** (Fig. 18a, c): pale brassy-gold tomentose dorsally, grey tomentose laterally; four prominent dorsal vittae, outermost two broken across suture, innermost pair unbroken across suture, reaching 3rd postsutural dorsocentral seta; postpronotum with five setae arranged in a triangle; chaetotaxy: acrostichal setae 3:3; dorsocentral setae 3:4; intra-alar setae 3:3; supra-alar setae 2:3; two katepisternal setae; basal scutellar setae as long as scutellar setae; two pairs of lateral scutellar setae, 1/2 as long as basal scutellar setae; subapical scutellar setae straight and divergent, 2X as thick as lateral scutellar setae; apical scutellar setae 1/3 basal scutellar setae, slightly shorter than lateral scutellar setae, crossed apically; one pair of discal scutellar setae more widely set than subapical scutellar setae; scutellum darkened over basal 1/3, remainder concolorous with scutum. **Legs** (Fig. 18c): reddish-brown ground colour; fore femur with dense silver tomentum on posterodorsal surface; hind coxa setose. **Wing** (Fig. 18a): pale translucent, hyaline, not distinctly infuscate; veins reddish; vein R_{4+5} with only 2–3 setulae at base. **Abdomen** (Fig. 18a, c): ground colour reddish-brown; mid-dorsal depression on ST1+2 almost reaching hind margin; median marginal setae present on ST1+2–T3; a complete row of marginal setae present on T4; discal setae only on T5; sex patch covering ventrolateral surfaces of T4–T5; distinct brassy

tomentose bands along anterior edge of T3 and T4, broken medially by a dorsocentral stripe and covering almost 80% of tergites; T5 with brassy tomentum throughout. **Terminalia:** sternite 5 (Fig. 18f) with a deeply excavated median cleft, slightly rounded V-shaped, margins covered in dense tomentum. Lateral lobes of sternite rounded apically, with 2–3 strong setae surrounded by many shorter, weaker setulae. Anterior plate of sternite 5 from subequal to slightly shorter than apical lobes, unsclerotised "window" weak, only very slightly unsclerotised, as wide as median cleft and flat. Cerci in posterior view (Fig. 18d) subrectangular, duck-billed and slightly longer than surstyli, blunt and rounded at apex, completely separate medially, appearing slightly divergent; in lateral view with a strong downward curve in apical 1/3; densely setulose along basal 2/3, setulose ventrally along entire length. Surstylus in lateral view (Fig. 18e) almost parallel-sided along its entire length, ending in a slightly downcurved apex, making the structure appear slightly bladelikey; surstylus appearing to be fused with epandrium; when viewed dorsally, surstyli appearing to point inward and strongly convergent, laterally covered in short stout setulae. Pregonite short and stout, well-developed, 1/3 times as long as distiphallus, squared-off apically, with a few short marginal setulae. Postgonite slightly narrow, 1/3 as wide as pregonite, sharply pointed and curved at apex. Distiphallus rectangular, with a very slight apical flare, a slender median longitudinal sclerotised reinforcement on its posterior surface and a broad, anterolateral, sclerotised acrophallus, joined as a plate on anterior surface near apex.

Female. Length: 8–11 mm. As male, differing only by the presence of two pairs of proclinate orbital setae.

Diagnosis

Hyphantrophaga luciariosae **sp. n.** can be distinguished from all other *Hyphantrophaga* species by the following combination of traits: thorax with four postsutural dorsocentral setae and two katepisternal setae, hind coxa setose, median marginal setae present on ST1+2, discal setae absent from T3 and T4.

Etymology

Hyphantrophaga luciariosae **sp. n.** is named in recognition of Lucia Rios Castro's dedication and work in finding and rearing the ACG caterpillars that contained tachinid larvae.

Distribution

Costa Rica, ACG, Guanacaste Province, 10–480 m elevation.

Ecology

Hyphantrophaga luciariosae **sp. n.** has been reared four times from two species of Lepidoptera in the family Sphingidae, *Xylophanes juanita* Rothschild & Jordan, 1903 and *Xylophanes adalia* (Druce, 1881), in dry forest and dry-rain lowland intergrades.




Figure 18.

Hyphantrophaga luciariosae sp. n.; a–c: habitus; holotype male, voucher n. DHJPAR0008095; d–f: terminalia; male paratype, voucher n. DHJPAR0008097.

a: dorsal view [doi](#)

b: frontal view [doi](#)

c: lateral view [doi](#)

d: dorsal view [doi](#)

e: lateral view [doi](#)

f: sternite 5, ventral view [doi](#)

***Hyphantrophaga manuelriosi* Fleming & Wood, sp. n.**

- ZooBank [urn:lsid:zoobank.org:act:5ED9EBB0-36C2-4227-81CD-3712EA8697BB](https://doi.org/10.3896/abx-5ED9EBB0-36C2-4227-81CD-3712EA8697BB)

Materials**Holotype:**

- a. scientificName: *Hyphantrophaga manuelriosi*; phylum: Arthropoda; class: Insecta; order: Diptera; family: Tachinidae; genus: *Hyphantrophaga*; specificEpithet: *manuelriosi*; scientificNameAuthorship: Fleming & Wood, 2018; continent: Central America; country: Costa Rica; countryCode: CR; stateProvince: Guanacaste; county: Sector Santa Rosa; locality: Area de Conservacion Guanacaste; verbatimLocality: Cafetal; verbatimElevation: 280; verbatimLatitude: 10.8583; verbatimLongitude: -85.6109; verbatimCoordinateSystem: Decimal; decimalLatitude: 10.8583; decimalLongitude: -85.6109; samplingProtocol: Reared from the larva of the Crambidae, *Syllepte belialis*; verbatimEventDate: 06-Jul-1994; individualID: DHJPAR0007340; individualCount: 1; sex: male; lifeStage: adult; preparations: pinned; catalogNumber: DHJPAR0007340; occurrenceDetails: <http://janzen.sas.upenn.edu>; recordedBy: D.H. Janzen, W. Hallwachs & gusaneros; otherCatalogNumbers: ASTAT112-06, 94-SRNP-2057, BOLD:AAA8930; identifiedBy: AJ Fleming; dateIdentified: 2017; language: en; institutionCode: CNC; collectionCode: Insects; basisOfRecord: Pinned Specimen

Paratypes:

- a. scientificName: *Hyphantrophaga manuelriosi*; phylum: Arthropoda; class: Insecta; order: Diptera; family: Tachinidae; genus: *Hyphantrophaga*; specificEpithet: *manuelriosi*; scientificNameAuthorship: Fleming & Wood, 2018; continent: Central America; country: Costa Rica; countryCode: CR; stateProvince: Guanacaste; county: Sector Santa Rosa; locality: Area de Conservacion Guanacaste; verbatimLocality: Sendero Natural; verbatimElevation: 290; verbatimLatitude: 10.8357; verbatimLongitude: -85.6125; verbatimCoordinateSystem: Decimal; decimalLatitude: 10.8357; decimalLongitude: -85.6125; samplingProtocol: Reared from the larva of the Crambidae, *Syllepte belialis*; verbatimEventDate: 10-May-2002; individualID: DHJPAR0007331; individualCount: 1; sex: male; lifeStage: adult; preparations: pinned; catalogNumber: DHJPAR0007331; occurrenceDetails: <http://janzen.sas.upenn.edu>; recordedBy: D.H. Janzen, W. Hallwachs & gusaneros; otherCatalogNumbers: ASTAT103-06, 01-SRNP-13266, BOLD:AAA8930; identifiedBy: AJ Fleming; dateIdentified: 2017; language: en; institutionCode: CNC; collectionCode: Insects; basisOfRecord: Pinned Specimen
- b. scientificName: *Hyphantrophaga manuelriosi*; phylum: Arthropoda; class: Insecta; order: Diptera; family: Tachinidae; genus: *Hyphantrophaga*; specificEpithet: *manuelriosi*; scientificNameAuthorship: Fleming & Wood, 2018; continent: Central America; country: Costa Rica; countryCode: CR; stateProvince: Guanacaste; county: Sector Santa Rosa; locality: Area de Conservacion Guanacaste; verbatimLocality: Sendero Natural; verbatimElevation: 290; verbatimLatitude: 10.8357; verbatimLongitude: -85.6125; verbatimCoordinateSystem: Decimal; decimalLatitude: 10.8357; decimalLongitude: -85.6125; samplingProtocol: Reared from the larva of the Crambidae, *Syllepte belialis*; verbatimEventDate: 01-May-2002; individualID: DHJPAR0007332; individualCount: 1; sex: male; lifeStage: adult; preparations: pinned; catalogNumber: DHJPAR0007332; occurrenceDetails: <http://janzen.sas.upenn.edu>; recordedBy: D.H. Janzen, W. Hallwachs & gusaneros; otherCatalogNumbers:

- ASTAT104-06, 01-SRNP-13278, BOLD:AAA8930; identifiedBy: AJ Fleming; dateIdentified: 2017; language: en; institutionCode: CNC; collectionCode: Insects; basisOfRecord: Pinned Specimen
- c. scientificName: *Hyphantrophaga manuelriosi*; phylum: Arthropoda; class: Insecta; order: Diptera; family: Tachinidae; genus: *Hyphantrophaga*; specificEpithet: *manuelriosi*; scientificNameAuthorship: Fleming & Wood, 2018; continent: Central America; country: Costa Rica; countryCode: CR; stateProvince: Guanacaste; county: Sector Santa Rosa; locality: Area de Conservacion Guanacaste; verbatimLocality: Sendero Natural; verbatimElevation: 290; verbatimLatitude: 10.8357; verbatimLongitude: -85.6125; verbatimCoordinateSystem: Decimal; decimalLatitude: 10.8357; decimalLongitude: -85.6125; samplingProtocol: Reared from the larva of the Crambidae, *Syllepte belialis*; verbatimEventDate: 01-May-2002; individualID: DHJPAR0007333; individualCount: 1; sex: male; lifeStage: adult; preparations: pinned; catalogNumber: DHJPAR0007333; occurrenceDetails: <http://janzen.sas.upenn.edu>; recordedBy: D.H. Janzen, W. Hallwachs & gusaneros; otherCatalogNumbers: ASTAT105-06, 01-SRNP-13253, BOLD:AAA8930; identifiedBy: AJ Fleming; dateIdentified: 2017; language: en; institutionCode: CNC; collectionCode: Insects; basisOfRecord: Pinned Specimen
- d. scientificName: *Hyphantrophaga manuelriosi*; phylum: Arthropoda; class: Insecta; order: Diptera; family: Tachinidae; genus: *Hyphantrophaga*; specificEpithet: *manuelriosi*; scientificNameAuthorship: Fleming & Wood, 2018; continent: Central America; country: Costa Rica; countryCode: CR; stateProvince: Guanacaste; county: Sector Santa Rosa; locality: Area de Conservacion Guanacaste; verbatimLocality: Bosque Humedo; verbatimElevation: 290; verbatimLatitude: 10.8514; verbatimLongitude: -85.608; verbatimCoordinateSystem: Decimal; decimalLatitude: 10.8514; decimalLongitude: -85.608; samplingProtocol: Reared from the larva of the Crambidae, *Syllepte belialis*; verbatimEventDate: 28-May-1993; individualID: DHJPAR0007334; individualCount: 1; sex: male; lifeStage: adult; preparations: pinned; catalogNumber: DHJPAR0007334; occurrenceDetails: <http://janzen.sas.upenn.edu>; recordedBy: D.H. Janzen, W. Hallwachs & gusaneros; otherCatalogNumbers: ASTAT106-06, 93-SRNP-69, BOLD:AAA8930; identifiedBy: AJ Fleming; dateIdentified: 2017; language: en; institutionCode: CNC; collectionCode: Insects; basisOfRecord: Pinned Specimen
- e. scientificName: *Hyphantrophaga manuelriosi*; phylum: Arthropoda; class: Insecta; order: Diptera; family: Tachinidae; genus: *Hyphantrophaga*; specificEpithet: *manuelriosi*; scientificNameAuthorship: Fleming & Wood, 2018; continent: Central America; country: Costa Rica; countryCode: CR; stateProvince: Guanacaste; county: Sector Santa Rosa; locality: Area de Conservacion Guanacaste; verbatimLocality: Cafetal; verbatimElevation: 280; verbatimLatitude: 10.8583; verbatimLongitude: -85.6109; verbatimCoordinateSystem: Decimal; decimalLatitude: 10.8583; decimalLongitude: -85.6109; samplingProtocol: Reared from the larva of the Crambidae, *Syllepte belialis*; verbatimEventDate: 06-Aug-1994; individualID: DHJPAR0007336; individualCount: 1; sex: male; lifeStage: adult; preparations: pinned; catalogNumber: DHJPAR0007336; occurrenceDetails: <http://janzen.sas.upenn.edu>; recordedBy: D.H. Janzen, W. Hallwachs & gusaneros; otherCatalogNumbers: ASTAT108-06, 94-SRNP-2061, BOLD:AAA8930; identifiedBy: AJ Fleming; dateIdentified: 2017; language: en; institutionCode: CNC; collectionCode: Insects; basisOfRecord: Pinned Specimen
- f. scientificName: *Hyphantrophaga manuelriosi*; phylum: Arthropoda; class: Insecta; order: Diptera; family: Tachinidae; genus: *Hyphantrophaga*; specificEpithet:

- manuelriosi*; scientificNameAuthorship: Fleming & Wood, 2018; continent: Central America; country: Costa Rica; countryCode: CR; stateProvince: Guanacaste; county: Sector Santa Rosa; locality: Area de Conservacion Guanacaste; verbatimLocality: Bosque Humedo; verbatimElevation: 290; verbatimLatitude: 10.8514; verbatimLongitude: -85.608; verbatimCoordinateSystem: Decimal; decimalLatitude: 10.8514; decimalLongitude: -85.608; samplingProtocol: Reared from the larva of the Crambidae, *Syllepte belialis*; verbatimEventDate: 06-May-1993; individualID: DHJPAR0007337; individualCount: 1; sex: female; lifeStage: adult; preparations: pinned; catalogNumber: DHJPAR0007337; occurrenceDetails: <http://janzen.sas.upenn.edu>; recordedBy: D.H. Janzen, W. Hallwachs & gusaneros; otherCatalogNumbers: ASTAT109-06, 93-SRNP-71, BOLD:AAA8930; identifiedBy: AJ Fleming; dateIdentified: 2017; language: en; institutionCode: CNC; collectionCode: Insects; basisOfRecord: Pinned Specimen
- g. scientificName: *Hyphantrophaga manuelriosi*; phylum: Arthropoda; class: Insecta; order: Diptera; family: Tachinidae; genus: *Hyphantrophaga*; specificEpithet: *manuelriosi*; scientificNameAuthorship: Fleming & Wood, 2018; continent: Central America; country: Costa Rica; countryCode: CR; stateProvince: Guanacaste; county: Sector Santa Rosa; locality: Area de Conservacion Guanacaste; verbatimLocality: Sendero Natural; verbatimElevation: 290; verbatimLatitude: 10.8357; verbatimLongitude: -85.6125; verbatimCoordinateSystem: Decimal; decimalLatitude: 10.8357; decimalLongitude: -85.6125; samplingProtocol: Reared from the larva of the Crambidae, *Syllepte belialis*; verbatimEventDate: 02-May-2002; individualID: DHJPAR0007338; individualCount: 1; sex: male; lifeStage: adult; preparations: pinned; catalogNumber: DHJPAR0007338; occurrenceDetails: <http://janzen.sas.upenn.edu>; recordedBy: D.H. Janzen, W. Hallwachs & gusaneros; otherCatalogNumbers: ASTAT110-06, 01-SRNP-13021, BOLD:AAA8930; identifiedBy: AJ Fleming; dateIdentified: 2017; language: en; institutionCode: CNC; collectionCode: Insects; basisOfRecord: Pinned Specimen
- h. scientificName: *Hyphantrophaga manuelriosi*; phylum: Arthropoda; class: Insecta; order: Diptera; family: Tachinidae; genus: *Hyphantrophaga*; specificEpithet: *manuelriosi*; scientificNameAuthorship: Fleming & Wood, 2018; continent: Central America; country: Costa Rica; countryCode: CR; stateProvince: Guanacaste; county: Sector Santa Rosa; locality: Area de Conservacion Guanacaste; verbatimLocality: Cafetal; verbatimElevation: 280; verbatimLatitude: 10.8583; verbatimLongitude: -85.6109; verbatimCoordinateSystem: Decimal; decimalLatitude: 10.8583; decimalLongitude: -85.6109; samplingProtocol: Reared from the larva of the Crambidae, *Syllepte belialis*; verbatimEventDate: 17-Mar-1989; individualID: DHJPAR0007339; individualCount: 1; sex: male; lifeStage: adult; preparations: pinned; catalogNumber: DHJPAR0007339; occurrenceDetails: <http://janzen.sas.upenn.edu>; recordedBy: D.H. Janzen, W. Hallwachs & gusaneros; otherCatalogNumbers: ASTAT111-06, 88-SRNP-58.2, BOLD:AAA8930; identifiedBy: AJ Fleming; dateIdentified: 2017; language: en; institutionCode: CNC; collectionCode: Insects; basisOfRecord: Pinned Specimen
- i. scientificName: *Hyphantrophaga manuelriosi*; phylum: Arthropoda; class: Insecta; order: Diptera; family: Tachinidae; genus: *Hyphantrophaga*; specificEpithet: *manuelriosi*; scientificNameAuthorship: Fleming & Wood, 2018; continent: Central America; country: Costa Rica; countryCode: CR; stateProvince: Guanacaste; county: Sector Santa Rosa; locality: Area de Conservacion Guanacaste; verbatimLocality: Sendero Natural; verbatimElevation: 290; verbatimLatitude: 10.8357; verbatimLongitude: -85.6125; verbatimCoordinateSystem: Decimal; decimalLatitude:

- 10.8357; decimalLongitude: -85.6125; samplingProtocol: Reared from the larva of the Crambidae, *Syllepte belialis*; verbatimEventDate: 28-Apr-2002; individualID: DHJPAR0007330; individualCount: 1; sex: male; lifeStage: adult; preparations: pinned; catalogNumber: DHJPAR0007330; occurrenceDetails: <http://janzen.sas.upenn.edu>; recordedBy: D.H. Janzen, W. Hallwachs & gusaneros; otherCatalogNumbers: ASTAT102-06, 01-SRNP-13276, BOLD:AAA8930; identifiedBy: AJ Fleming; dateIdentified: 2017; language: en; institutionCode: CNC; collectionCode: Insects; basisOfRecord: Pinned Specimen
- j. scientificName: *Hyphantrophaga manuelriosi*; phylum: Arthropoda; class: Insecta; order: Diptera; family: Tachinidae; genus: *Hyphantrophaga*; specificEpithet: *manuelriosi*; scientificNameAuthorship: Fleming & Wood, 2018; continent: Central America; country: Costa Rica; countryCode: CR; stateProvince: Guanacaste; county: Sector Santa Rosa; locality: Area de Conservacion Guanacaste; verbatimLocality: Cafetal; verbatimElevation: 280; verbatimLatitude: 10.8583; verbatimLongitude: -85.6109; verbatimCoordinateSystem: Decimal; decimalLatitude: 10.8583; decimalLongitude: -85.6109; samplingProtocol: Reared from the larva of the Crambidae, *Syllepte belialis*; verbatimEventDate: 24-Apr-1995; individualID: DHJPAR0007341; individualCount: 1; sex: female; lifeStage: adult; preparations: pinned; catalogNumber: DHJPAR0007341; occurrenceDetails: <http://janzen.sas.upenn.edu>; recordedBy: D.H. Janzen, W. Hallwachs & gusaneros; otherCatalogNumbers: ASTAT113-06, 94-SRNP-1892, BOLD:AAA8930; identifiedBy: AJ Fleming; dateIdentified: 2017; language: en; institutionCode: CNC; collectionCode: Insects; basisOfRecord: Pinned Specimen
- k. scientificName: *Hyphantrophaga manuelriosi*; phylum: Arthropoda; class: Insecta; order: Diptera; family: Tachinidae; genus: *Hyphantrophaga*; specificEpithet: *manuelriosi*; scientificNameAuthorship: Fleming & Wood, 2018; continent: Central America; country: Costa Rica; countryCode: CR; stateProvince: Guanacaste; county: Sector Santa Rosa; locality: Area de Conservacion Guanacaste; verbatimLocality: Cafetal; verbatimElevation: 280; verbatimLatitude: 10.8583; verbatimLongitude: -85.6109; verbatimCoordinateSystem: Decimal; decimalLatitude: 10.8583; decimalLongitude: -85.6109; samplingProtocol: Reared from the larva of the Crambidae, *Syllepte belialis*; verbatimEventDate: 06-Sep-1994; individualID: DHJPAR0007344; individualCount: 1; sex: male; lifeStage: adult; preparations: pinned; catalogNumber: DHJPAR0007344; occurrenceDetails: <http://janzen.sas.upenn.edu>; recordedBy: D.H. Janzen, W. Hallwachs & gusaneros; otherCatalogNumbers: ASTAT116-06, 94-SRNP-2054, BOLD:AAA8930; identifiedBy: AJ Fleming; dateIdentified: 2017; language: en; institutionCode: CNC; collectionCode: Insects; basisOfRecord: Pinned Specimen
- l. scientificName: *Hyphantrophaga manuelriosi*; phylum: Arthropoda; class: Insecta; order: Diptera; family: Tachinidae; genus: *Hyphantrophaga*; specificEpithet: *manuelriosi*; scientificNameAuthorship: Fleming & Wood, 2018; continent: Central America; country: Costa Rica; countryCode: CR; stateProvince: Guanacaste; county: Sector Santa Rosa; locality: Area de Conservacion Guanacaste; verbatimLocality: Cafetal; verbatimElevation: 280; verbatimLatitude: 10.8583; verbatimLongitude: -85.6109; verbatimCoordinateSystem: Decimal; decimalLatitude: 10.8583; decimalLongitude: -85.6109; samplingProtocol: Reared from the larva of the Crambidae, *Syllepte belialis*; verbatimEventDate: 16-Apr-1995; individualID: DHJPAR0007345; individualCount: 1; sex: male; lifeStage: adult; preparations: pinned; catalogNumber: DHJPAR0007345; occurrenceDetails: <http://janzen.sas.upenn.edu>; recordedBy: D.H. Janzen, W. Hallwachs & gusaneros; otherCatalogNumbers:

- ASTAT117-06, 94-SRNP-1890, BOLD:AAA8930; identifiedBy: AJ Fleming; dateIdentified: 2017; language: en; institutionCode: CNC; collectionCode: Insects; basisOfRecord: Pinned Specimen
- m. scientificName: *Hyphantrophaga manuelriosi*; phylum: Arthropoda; class: Insecta; order: Diptera; family: Tachinidae; genus: *Hyphantrophaga*; specificEpithet: *manuelriosi*; scientificNameAuthorship: Fleming & Wood, 2018; continent: Central America; country: Costa Rica; countryCode: CR; stateProvince: Guanacaste; county: Sector Santa Rosa; locality: Area de Conservacion Guanacaste; verbatimLocality: Mirador Naranjo; verbatimElevation: 240; verbatimLatitude: 10.8064; verbatimLongitude: -85.6433; verbatimCoordinateSystem: Decimal; decimalLatitude: 10.8064; decimalLongitude: -85.6433; samplingProtocol: Reared from the larva of the Crambidae, *Syllepte belialis*; verbatimEventDate: 25-Apr-2005; individualID: DHJPAR0007346; individualCount: 1; sex: male; lifeStage: adult; preparations: pinned; catalogNumber: DHJPAR0007346; occurrenceDetails: <http://janzen.sas.upenn.edu>; recordedBy: D.H. Janzen, W. Hallwachs & Freddy Quesada; otherCatalogNumbers: ASTAT118-06, 04-SRNP-10778, BOLD:AAA8930; identifiedBy: AJ Fleming; dateIdentified: 2017; language: en; institutionCode: CNC; collectionCode: Insects; basisOfRecord: Pinned Specimen
- n. scientificName: *Hyphantrophaga manuelriosi*; phylum: Arthropoda; class: Insecta; order: Diptera; family: Tachinidae; genus: *Hyphantrophaga*; specificEpithet: *manuelriosi*; scientificNameAuthorship: Fleming & Wood, 2018; continent: Central America; country: Costa Rica; countryCode: CR; stateProvince: Guanacaste; county: Sector Santa Rosa; locality: Area de Conservacion Guanacaste; verbatimLocality: Cafetal; verbatimElevation: 280; verbatimLatitude: 10.8583; verbatimLongitude: -85.6109; verbatimCoordinateSystem: Decimal; decimalLatitude: 10.8583; decimalLongitude: -85.6109; samplingProtocol: Reared from the larva of the Crambidae, *Syllepte belialis*; verbatimEventDate: 19-Apr-1995; individualID: DHJPAR0007347; individualCount: 1; sex: male; lifeStage: adult; preparations: pinned; catalogNumber: DHJPAR0007347; occurrenceDetails: <http://janzen.sas.upenn.edu>; recordedBy: D.H. Janzen, W. Hallwachs & gusaneros; otherCatalogNumbers: ASTAT119-06, 94-SRNP-2059, BOLD:AAA8930; identifiedBy: AJ Fleming; dateIdentified: 2017; language: en; institutionCode: CNC; collectionCode: Insects; basisOfRecord: Pinned Specimen
- o. scientificName: *Hyphantrophaga manuelriosi*; phylum: Arthropoda; class: Insecta; order: Diptera; family: Tachinidae; genus: *Hyphantrophaga*; specificEpithet: *manuelriosi*; scientificNameAuthorship: Fleming & Wood, 2018; continent: Central America; country: Costa Rica; countryCode: CR; stateProvince: Guanacaste; county: Sector Santa Rosa; locality: Area de Conservacion Guanacaste; verbatimLocality: Cafetal; verbatimElevation: 280; verbatimLatitude: 10.8583; verbatimLongitude: -85.6109; verbatimCoordinateSystem: Decimal; decimalLatitude: 10.8583; decimalLongitude: -85.6109; samplingProtocol: Reared from the larva of the Crambidae, *Syllepte belialis*; verbatimEventDate: 04-Aug-1995; individualID: DHJPAR0007348; individualCount: 1; sex: female; lifeStage: adult; preparations: pinned; catalogNumber: DHJPAR0007348; occurrenceDetails: <http://janzen.sas.upenn.edu>; recordedBy: D.H. Janzen, W. Hallwachs & gusaneros; otherCatalogNumbers: ASTAT120-06, 94-SRNP-2044, BOLD:AAA8930; identifiedBy: AJ Fleming; dateIdentified: 2017; language: en; institutionCode: CNC; collectionCode: Insects; basisOfRecord: Pinned Specimen
- p. scientificName: *Hyphantrophaga manuelriosi*; phylum: Arthropoda; class: Insecta; order: Diptera; family: Tachinidae; genus: *Hyphantrophaga*; specificEpithet:

- manuelriosi*; scientificNameAuthorship: Fleming & Wood, 2018; continent: Central America; country: Costa Rica; countryCode: CR; stateProvince: Guanacaste; county: Sector Mundo Nuevo; locality: Area de Conservacion Guanacaste; verbatimLocality: Sendero Mora; verbatimElevation: 480; verbatimLatitude: 10.7683; verbatimLongitude: -85.4257; verbatimCoordinateSystem: Decimal; decimalLatitude: 10.7683; decimalLongitude: -85.4257; samplingProtocol: Reared from the larva of the Crambidae, *Syllepte belialis*; verbatimEventDate: 28-May-2007; individualID: DHJPAR0019677; individualCount: 1; sex: male; lifeStage: adult; preparations: pinned; catalogNumber: DHJPAR0019677; occurrenceDetails: <http://janzen.sas.upenn.edu>; recordedBy: D.H. Janzen, W. Hallwachs & Jose Alberto Sanchez; otherCatalogNumbers: ASTAB225-07, 07-SRNP-56154, BOLD:AAA8930; identifiedBy: AJ Fleming; dateIdentified: 2017; language: en; institutionCode: CNC; collectionCode: Insects; basisOfRecord: Pinned Specimen
- q. scientificName: *Hyphantrophaga manuelriosi*; phylum: Arthropoda; class: Insecta; order: Diptera; family: Tachinidae; genus: *Hyphantrophaga*; specificEpithet: *manuelriosi*; scientificNameAuthorship: Fleming & Wood, 2018; continent: Central America; country: Costa Rica; countryCode: CR; stateProvince: Guanacaste; county: Sector Mundo Nuevo; locality: Area de Conservacion Guanacaste; verbatimLocality: Sendero Mora; verbatimElevation: 480; verbatimLatitude: 10.7683; verbatimLongitude: -85.4257; verbatimCoordinateSystem: Decimal; decimalLatitude: 10.7683; decimalLongitude: -85.4257; samplingProtocol: Reared from the larva of the Crambidae, *Syllepte belialis*; verbatimEventDate: 25-May-2007; individualID: DHJPAR0019679; individualCount: 1; sex: male; lifeStage: adult; preparations: pinned; catalogNumber: DHJPAR0019679; occurrenceDetails: <http://janzen.sas.upenn.edu>; recordedBy: D.H. Janzen, W. Hallwachs & Jose Alberto Sanchez; otherCatalogNumbers: ASTAB227-07, 07-SRNP-56157, BOLD:AAA8930; identifiedBy: AJ Fleming; dateIdentified: 2017; language: en; institutionCode: CNC; collectionCode: Insects; basisOfRecord: Pinned Specimen
- r. scientificName: *Hyphantrophaga manuelriosi*; phylum: Arthropoda; class: Insecta; order: Diptera; family: Tachinidae; genus: *Hyphantrophaga*; specificEpithet: *manuelriosi*; scientificNameAuthorship: Fleming & Wood, 2018; continent: Central America; country: Costa Rica; countryCode: CR; stateProvince: Guanacaste; county: Sector Santa Rosa; locality: Area de Conservacion Guanacaste; verbatimLocality: Sendero Natural; verbatimElevation: 290; verbatimLatitude: 10.8357; verbatimLongitude: -85.6125; verbatimCoordinateSystem: Decimal; decimalLatitude: 10.8357; decimalLongitude: -85.6125; samplingProtocol: Reared from the larva of the Crambidae, *Syllepte belialis*; verbatimEventDate: 09-Apr-2009; individualID: DHJPAR0030460; individualCount: 1; sex: male; lifeStage: adult; preparations: pinned; catalogNumber: DHJPAR0030460; occurrenceDetails: <http://janzen.sas.upenn.edu>; recordedBy: D.H. Janzen, W. Hallwachs & Lucia Vargas; otherCatalogNumbers: ASHYB1203-09, 08-SRNP-12948, BOLD:AAA8930; identifiedBy: AJ Fleming; dateIdentified: 2017; language: en; institutionCode: CNC; collectionCode: Insects; basisOfRecord: Pinned Specimen
- s. scientificName: *Hyphantrophaga manuelriosi*; phylum: Arthropoda; class: Insecta; order: Diptera; family: Tachinidae; genus: *Hyphantrophaga*; specificEpithet: *manuelriosi*; scientificNameAuthorship: Fleming & Wood, 2018; continent: Central America; country: Costa Rica; countryCode: CR; stateProvince: Guanacaste; county: Sector Mundo Nuevo; locality: Area de Conservacion Guanacaste; verbatimLocality: Estacion La Perla; verbatimElevation: 325; verbatimLatitude: 10.7674; verbatimLongitude: -85.4331; verbatimCoordinateSystem: Decimal; decimalLatitude:

- 10.7674; decimalLongitude: -85.4331; samplingProtocol: Reared from the larva of the Crambidae, *Syllepte belialis*; verbatimEventDate: 13-Jun-2010; individualID: DHJPAR0039306; individualCount: 1; sex: female; lifeStage: adult; preparations: pinned; catalogNumber: DHJPAR0039306; occurrenceDetails: <http://janzen.sas.upenn.edu>; recordedBy: D.H. Janzen, W. Hallwachs & Mariano Pereira; otherCatalogNumbers: ASTAV869-10, 10-SRNP-55351, BOLD:AAA8930; identifiedBy: AJ Fleming; dateIdentified: 2017; language: en; institutionCode: CNC; collectionCode: Insects; basisOfRecord: Pinned Specimen
- t. scientificName: *Hyphantrophaga manuelriosi*; phylum: Arthropoda; class: Insecta; order: Diptera; family: Tachinidae; genus: *Hyphantrophaga*; specificEpithet: *manuelriosi*; scientificNameAuthorship: Fleming & Wood, 2018; continent: Central America; country: Costa Rica; countryCode: CR; stateProvince: Guanacaste; county: Sector Mundo Nuevo; locality: Area de Conservacion Guanacaste; verbatimLocality: Sendero Aguacate; verbatimElevation: 335; verbatimLatitude: 10.769; verbatimLongitude: -85.4346; verbatimCoordinateSystem: Decimal; decimalLatitude: 10.769; decimalLongitude: -85.4346; samplingProtocol: Reared from the larva of the Crambidae, *Syllepte belialis*; verbatimEventDate: 11-Sep-2014; individualID: DHJPAR0056209; individualCount: 1; sex: male; lifeStage: adult; preparations: pinned; catalogNumber: DHJPAR0056209; occurrenceDetails: <http://janzen.sas.upenn.edu>; recordedBy: D.H. Janzen, W. Hallwachs & Jose Cortez; otherCatalogNumbers: ASHYH2466-14, 14-SRNP-55897, BOLD:AAA8930; identifiedBy: AJ Fleming; dateIdentified: 2017; language: en; institutionCode: CNC; collectionCode: Insects; basisOfRecord: Pinned Specimen
- u. scientificName: *Hyphantrophaga manuelriosi*; phylum: Arthropoda; class: Insecta; order: Diptera; family: Tachinidae; genus: *Hyphantrophaga*; specificEpithet: *manuelriosi*; scientificNameAuthorship: Fleming & Wood, 2018; continent: Central America; country: Costa Rica; countryCode: CR; stateProvince: Guanacaste; county: Sector Mundo Nuevo; locality: Area de Conservacion Guanacaste; verbatimLocality: Sendero Aguacate; verbatimElevation: 335; verbatimLatitude: 10.769; verbatimLongitude: -85.4346; verbatimCoordinateSystem: Decimal; decimalLatitude: 10.769; decimalLongitude: -85.4346; samplingProtocol: Reared from the larva of the Crambidae, *Syllepte belialis*; verbatimEventDate: 10-Sep-2014; individualID: DHJPAR0056220; individualCount: 1; sex: female; lifeStage: adult; preparations: pinned; catalogNumber: DHJPAR0056220; occurrenceDetails: <http://janzen.sas.upenn.edu>; recordedBy: D.H. Janzen, W. Hallwachs & Jose Cortez; otherCatalogNumbers: ASHYH2477-14, 14-SRNP-55899, BOLD:AAA8930; identifiedBy: AJ Fleming; dateIdentified: 2017; language: en; institutionCode: CNC; collectionCode: Insects; basisOfRecord: Pinned Specimen
- v. scientificName: *Hyphantrophaga manuelriosi*; phylum: Arthropoda; class: Insecta; order: Diptera; family: Tachinidae; genus: *Hyphantrophaga*; specificEpithet: *manuelriosi*; scientificNameAuthorship: Fleming & Wood, 2018; continent: Central America; country: Costa Rica; countryCode: CR; stateProvince: Guanacaste; county: Sector Mundo Nuevo; locality: Area de Conservacion Guanacaste; verbatimLocality: Punta Plancha; verbatimElevation: 420; verbatimLatitude: 10.7416; verbatimLongitude: -85.4273; verbatimCoordinateSystem: Decimal; decimalLatitude: 10.7416; decimalLongitude: -85.4273; samplingProtocol: Reared from the larva of the Crambidae, *Syllepte belialis*; verbatimEventDate: 05-Aug-2014; individualID: DHJPAR0055853; individualCount: 1; sex: female; lifeStage: adult; preparations: pinned; catalogNumber: DHJPAR0055853; occurrenceDetails: <http://janzen.sas.upenn.edu>; recordedBy: D.H. Janzen, W. Hallwachs & Jose Cortez;

- otherCatalogNumbers: ASHYH2585-14, 14-SRNP-55853, BOLD:AAA8930; identifiedBy: AJ Fleming; dateIdentified: 2017; language: en; institutionCode: CNC; collectionCode: Insects; basisOfRecord: Pinned Specimen
- w. scientificName: *Hyphantrophaga manuelriosi*; phylum: Arthropoda; class: Insecta; order: Diptera; family: Tachinidae; genus: *Hyphantrophaga*; specificEpithet: *manuelriosi*; scientificNameAuthorship: Fleming & Wood, 2018; continent: Central America; country: Costa Rica; countryCode: CR; stateProvince: Guanacaste; county: Sector Mundo Nuevo; locality: Area de Conservacion Guanacaste; verbatimLocality: Sendero Aguacate; verbatimElevation: 335; verbatimLatitude: 10.769; verbatimLongitude: -85.4346; verbatimCoordinateSystem: Decimal; decimalLatitude: 10.769; decimalLongitude: -85.4346; samplingProtocol: Reared from the larva of the Crambidae, *Syllepte belialis*; verbatimEventDate: 26-Jul-2014; individualID: DHJPAR0055855; individualCount: 1; sex: male; lifeStage: adult; preparations: pinned; catalogNumber: DHJPAR0055855; occurrenceDetails: <http://janzen.sas.upenn.edu>; recordedBy: D.H. Janzen, W. Hallwachs & Jose Cortez; otherCatalogNumbers: ASHYH2587-14, 14-SRNP-55890, BOLD:AAA8930; identifiedBy: AJ Fleming; dateIdentified: 2017; language: en; institutionCode: CNC; collectionCode: Insects; basisOfRecord: Pinned Specimen
- x. scientificName: *Hyphantrophaga manuelriosi*; phylum: Arthropoda; class: Insecta; order: Diptera; family: Tachinidae; genus: *Hyphantrophaga*; specificEpithet: *manuelriosi*; scientificNameAuthorship: Fleming & Wood, 2018; continent: Central America; country: Costa Rica; countryCode: CR; stateProvince: Guanacaste; county: Sector Mundo Nuevo; locality: Area de Conservacion Guanacaste; verbatimLocality: Sendero Aguacate; verbatimElevation: 335; verbatimLatitude: 10.769; verbatimLongitude: -85.4346; verbatimCoordinateSystem: Decimal; decimalLatitude: 10.769; decimalLongitude: -85.4346; samplingProtocol: Reared from the larva of the Crambidae, *Syllepte belialis*; verbatimEventDate: 15-Jul-2014; individualID: DHJPAR0055857; individualCount: 1; sex: male; lifeStage: adult; preparations: pinned; catalogNumber: DHJPAR0055857; occurrenceDetails: <http://janzen.sas.upenn.edu>; recordedBy: D.H. Janzen, W. Hallwachs & Jose Cortez; otherCatalogNumbers: ASHYH2589-14, 14-SRNP-55898, BOLD:AAA8930; identifiedBy: AJ Fleming; dateIdentified: 2017; language: en; institutionCode: CNC; collectionCode: Insects; basisOfRecord: Pinned Specimen

Other materials:

- a. scientificName: *Hyphantrophaga manuelriosi*; phylum: Arthropoda; class: Insecta; order: Diptera; family: Tachinidae; genus: *Hyphantrophaga*; specificEpithet: *manuelriosi*; scientificNameAuthorship: Fleming & Wood, 2018; continent: Central America; country: Costa Rica; countryCode: CR; stateProvince: Guanacaste; county: Sector Santa Rosa; locality: Area de Conservacion Guanacaste; verbatimLocality: Sendero Natural; verbatimElevation: 290; verbatimLatitude: 10.8357; verbatimLongitude: -85.6125; verbatimCoordinateSystem: Decimal; decimalLatitude: 10.8357; decimalLongitude: -85.6125; samplingProtocol: Reared from the larva of the Crambidae, *Syllepte belialis*; verbatimEventDate: 09-Apr-2009; individualID: DHJPAR0034334; individualCount: 1; lifeStage: adult; preparations: pinned; catalogNumber: DHJPAR0034334; occurrenceDetails: <http://janzen.sas.upenn.edu>; recordedBy: D.H. Janzen, W. Hallwachs & Lucia Vargas; otherCatalogNumbers: ASHYB1627-09, 08-SRNP-12941, BOLD:AAA8930; identifiedBy: AJ Fleming; dateIdentified: 2017; language: en; institutionCode: CNC; collectionCode: Insects; basisOfRecord: Pinned Specimen

- b. scientificName: *Hyphantrophaga manuelriosi*; phylum: Arthropoda; class: Insecta; order: Diptera; family: Tachinidae; genus: *Hyphantrophaga*; specificEpithet: *manuelriosi*; scientificNameAuthorship: Fleming & Wood, 2018; continent: Central America; country: Costa Rica; countryCode: CR; stateProvince: Guanacaste; county: Sector Santa Rosa; locality: Area de Conservacion Guanacaste; verbatimLocality: Area Administrativa; verbatimElevation: 295; verbatimLatitude: 10.8376; verbatimLongitude: -85.6187; verbatimCoordinateSystem: Decimal; decimalLatitude: 10.8376; decimalLongitude: -85.6187; samplingProtocol: Reared from the larva of the Crambidae, *Syllepte belialis*; verbatimEventDate: 17-May-2009; individualID: DHJPAR0035565; individualCount: 1; lifeStage: adult; preparations: pinned; catalogNumber: DHJPAR0035565; occurrenceDetails: <http://janzen.sas.upenn.edu>; recordedBy: D.H. Janzen, W. Hallwachs & Lucia Vargas; otherCatalogNumbers: ASHYC1770-09, 08-SRNP-12897, BOLD:AAA8930; identifiedBy: AJ Fleming; dateIdentified: 2017; language: en; institutionCode: CNC; collectionCode: Insects; basisOfRecord: Pinned Specimen
- c. scientificName: *Hyphantrophaga manuelriosi*; phylum: Arthropoda; class: Insecta; order: Diptera; family: Tachinidae; genus: *Hyphantrophaga*; specificEpithet: *manuelriosi*; scientificNameAuthorship: Fleming & Wood, 2018; continent: Central America; country: Costa Rica; countryCode: CR; stateProvince: Guanacaste; county: Sector Santa Rosa; locality: Area de Conservacion Guanacaste; verbatimLocality: Area Administrativa; verbatimElevation: 295; verbatimLatitude: 10.8376; verbatimLongitude: -85.6187; verbatimCoordinateSystem: Decimal; decimalLatitude: 10.8376; decimalLongitude: -85.6187; samplingProtocol: Reared from the larva of the Crambidae, *Syllepte belialis*; verbatimEventDate: 29-Apr-2009; individualID: DHJPAR0035567; individualCount: 1; lifeStage: adult; preparations: pinned; catalogNumber: DHJPAR0035567; occurrenceDetails: <http://janzen.sas.upenn.edu>; recordedBy: D.H. Janzen, W. Hallwachs & Lucia Vargas; otherCatalogNumbers: ASHYC1772-09, 08-SRNP-12900, BOLD:AAA8930; identifiedBy: AJ Fleming; dateIdentified: 2017; language: en; institutionCode: CNC; collectionCode: Insects; basisOfRecord: Pinned Specimen
- d. scientificName: *Hyphantrophaga manuelriosi*; phylum: Arthropoda; class: Insecta; order: Diptera; family: Tachinidae; genus: *Hyphantrophaga*; specificEpithet: *manuelriosi*; scientificNameAuthorship: Fleming & Wood, 2018; continent: Central America; country: Costa Rica; countryCode: CR; stateProvince: Guanacaste; county: Sector Santa Rosa; locality: Area de Conservacion Guanacaste; verbatimLocality: Area Administrativa; verbatimElevation: 295; verbatimLatitude: 10.8376; verbatimLongitude: -85.6187; verbatimCoordinateSystem: Decimal; decimalLatitude: 10.8376; decimalLongitude: -85.6187; samplingProtocol: Reared from the larva of the Crambidae, *Syllepte belialis*; verbatimEventDate: 14-Apr-2009; individualID: DHJPAR0035568; individualCount: 1; lifeStage: adult; preparations: pinned; catalogNumber: DHJPAR0035568; occurrenceDetails: <http://janzen.sas.upenn.edu>; recordedBy: D.H. Janzen, W. Hallwachs & Lucia Vargas; otherCatalogNumbers: ASHYC1773-09, 08-SRNP-12905, BOLD:AAA8930; identifiedBy: AJ Fleming; dateIdentified: 2017; language: en; institutionCode: CNC; collectionCode: Insects; basisOfRecord: Pinned Specimen
- e. scientificName: *Hyphantrophaga manuelriosi*; phylum: Arthropoda; class: Insecta; order: Diptera; family: Tachinidae; genus: *Hyphantrophaga*; specificEpithet: *manuelriosi*; scientificNameAuthorship: Fleming & Wood, 2018; continent: Central America; country: Costa Rica; countryCode: CR; stateProvince: Guanacaste; county: Sector Santa Rosa; locality: Area de Conservacion Guanacaste; verbatimLocality:

- Sendero Natural; verbatimElevation: 290; verbatimLatitude: 10.8357; verbatimLongitude: -85.6125; verbatimCoordinateSystem: Decimal; decimalLatitude: 10.8357; decimalLongitude: -85.6125; samplingProtocol: Reared from the larva of the Crambidae, *Syllepte belialis*; verbatimEventDate: 14-May-2009; individualID: DHJPAR0035570; individualCount: 1; lifeStage: adult; preparations: pinned; catalogNumber: DHJPAR0035570; occurrenceDetails: <http://janzen.sas.upenn.edu>; recordedBy: D.H. Janzen, W. Hallwachs & Lucia Vargas; otherCatalogNumbers: ASHYC1775-09, 08-SRNP-12940, BOLD:AAA8930; identifiedBy: AJ Fleming; dateIdentified: 2017; language: en; institutionCode: CNC; collectionCode: Insects; basisOfRecord: Pinned Specimen
- f. scientificName: *Hyphantrophaga manuelriosi*; phylum: Arthropoda; class: Insecta; order: Diptera; family: Tachinidae; genus: *Hyphantrophaga*; specificEpithet: *manuelriosi*; scientificNameAuthorship: Fleming & Wood, 2018; continent: Central America; country: Costa Rica; countryCode: CR; stateProvince: Guanacaste; county: Sector Santa Rosa; locality: Area de Conservacion Guanacaste; verbatimLocality: Sendero Natural; verbatimElevation: 290; verbatimLatitude: 10.8357; verbatimLongitude: -85.6125; verbatimCoordinateSystem: Decimal; decimalLatitude: 10.8357; decimalLongitude: -85.6125; samplingProtocol: Reared from the larva of the Crambidae, *Syllepte belialis*; verbatimEventDate: 12-May-2009; individualID: DHJPAR0035571; individualCount: 1; lifeStage: adult; preparations: pinned; catalogNumber: DHJPAR0035571; occurrenceDetails: <http://janzen.sas.upenn.edu>; recordedBy: D.H. Janzen, W. Hallwachs & Guillermo Pereira; otherCatalogNumbers: ASHYC1776-09, 08-SRNP-13153, BOLD:AAA8930; identifiedBy: AJ Fleming; dateIdentified: 2017; language: en; institutionCode: CNC; collectionCode: Insects; basisOfRecord: Pinned Specimen
- g. scientificName: *Hyphantrophaga manuelriosi*; phylum: Arthropoda; class: Insecta; order: Diptera; family: Tachinidae; genus: *Hyphantrophaga*; specificEpithet: *manuelriosi*; scientificNameAuthorship: Fleming & Wood, 2018; continent: Central America; country: Costa Rica; countryCode: CR; stateProvince: Guanacaste; county: Sector Santa Rosa; locality: Area de Conservacion Guanacaste; verbatimLocality: Sendero Natural; verbatimElevation: 290; verbatimLatitude: 10.8357; verbatimLongitude: -85.6125; verbatimCoordinateSystem: Decimal; decimalLatitude: 10.8357; decimalLongitude: -85.6125; samplingProtocol: Reared from the larva of the Crambidae, *Syllepte belialis*; verbatimEventDate: 09-May-2009; individualID: DHJPAR0035572; individualCount: 1; lifeStage: adult; preparations: pinned; catalogNumber: DHJPAR0035572; occurrenceDetails: <http://janzen.sas.upenn.edu>; recordedBy: D.H. Janzen, W. Hallwachs & Guillermo Pereira; otherCatalogNumbers: ASHYC1777-09, 08-SRNP-13170, BOLD:AAA8930; identifiedBy: AJ Fleming; dateIdentified: 2017; language: en; institutionCode: CNC; collectionCode: Insects; basisOfRecord: Pinned Specimen
- h. scientificName: *Hyphantrophaga manuelriosi*; phylum: Arthropoda; class: Insecta; order: Diptera; family: Tachinidae; genus: *Hyphantrophaga*; specificEpithet: *manuelriosi*; scientificNameAuthorship: Fleming & Wood, 2018; continent: Central America; country: Costa Rica; countryCode: CR; stateProvince: Guanacaste; county: Sector Santa Rosa; locality: Area de Conservacion Guanacaste; verbatimLocality: Area Administrativa; verbatimElevation: 295; verbatimLatitude: 10.8376; verbatimLongitude: -85.6187; verbatimCoordinateSystem: Decimal; decimalLatitude: 10.8376; decimalLongitude: -85.6187; samplingProtocol: Reared from the larva of the Crambidae, *Syllepte belialis*; verbatimEventDate: 14-May-2009; individualID: DHJPAR0035573; individualCount: 1; lifeStage: adult; preparations: pinned;

catalogNumber: DHJPAR0035573; occurrenceDetails: <http://janzen.sas.upenn.edu>;
 recordedBy: D.H. Janzen, W. Hallwachs & Lucia Vargas; otherCatalogNumbers:
 ASHYC1778-09, 08-SRNP-12902, BOLD:AAA8930; identifiedBy: AJ Fleming;
 dateIdentified: 2017; language: en; institutionCode: CNC; collectionCode: Insects;
 basisOfRecord: Pinned Specimen

- i. scientificName: *Hyphantrophaga manuelriosi*; phylum: Arthropoda; class: Insecta;
 order: Diptera; family: Tachinidae; genus: *Hyphantrophaga*; specificEpithet:
manuelriosi; scientificNameAuthorship: Fleming & Wood, 2018; continent: Central
 America; country: Costa Rica; countryCode: CR; stateProvince: Guanacaste; county:
 Sector Santa Rosa; locality: Area de Conservacion Guanacaste; verbatimLocality:
 Area Administrativa; verbatimElevation: 295; verbatimLatitude: 10.8376;
 verbatimLongitude: -85.6187; verbatimCoordinateSystem: Decimal; decimalLatitude:
 10.8376; decimalLongitude: -85.6187; samplingProtocol: Reared from the larva of the
 Crambidae, *Syllepte belialis*; verbatimEventDate: 14-Apr-2009; individualID:
 DHJPAR0035576; individualCount: 1; lifeStage: adult; preparations: pinned;
 catalogNumber: DHJPAR0035576; occurrenceDetails: <http://janzen.sas.upenn.edu>;
 recordedBy: D.H. Janzen, W. Hallwachs & Lucia Vargas; otherCatalogNumbers:
 ASHYC1781-09, 08-SRNP-12906, BOLD:AAA8930; identifiedBy: AJ Fleming;
 dateIdentified: 2017; language: en; institutionCode: CNC; collectionCode: Insects;
 basisOfRecord: Pinned Specimen
- j. scientificName: *Hyphantrophaga manuelriosi*; phylum: Arthropoda; class: Insecta;
 order: Diptera; family: Tachinidae; genus: *Hyphantrophaga*; specificEpithet:
manuelriosi; scientificNameAuthorship: Fleming & Wood, 2018; continent: Central
 America; country: Costa Rica; countryCode: CR; stateProvince: Guanacaste; county:
 Sector Santa Rosa; locality: Area de Conservacion Guanacaste; verbatimLocality:
 Area Administrativa; verbatimElevation: 295; verbatimLatitude: 10.8376;
 verbatimLongitude: -85.6187; verbatimCoordinateSystem: Decimal; decimalLatitude:
 10.8376; decimalLongitude: -85.6187; samplingProtocol: Reared from the larva of the
 Crambidae, *Syllepte belialis*; verbatimEventDate: 17-May-2009; individualID:
 DHJPAR0035577; individualCount: 1; lifeStage: adult; preparations: pinned;
 catalogNumber: DHJPAR0035577; occurrenceDetails: <http://janzen.sas.upenn.edu>;
 recordedBy: D.H. Janzen, W. Hallwachs & Lucia Vargas; otherCatalogNumbers:
 ASHYC1782-09, 08-SRNP-12912, BOLD:AAA8930; identifiedBy: AJ Fleming;
 dateIdentified: 2017; language: en; institutionCode: CNC; collectionCode: Insects;
 basisOfRecord: Pinned Specimen
- k. scientificName: *Hyphantrophaga manuelriosi*; phylum: Arthropoda; class: Insecta;
 order: Diptera; family: Tachinidae; genus: *Hyphantrophaga*; specificEpithet:
manuelriosi; scientificNameAuthorship: Fleming & Wood, 2018; continent: Central
 America; country: Costa Rica; countryCode: CR; stateProvince: Guanacaste; county:
 Sector Santa Rosa; locality: Area de Conservacion Guanacaste; verbatimLocality:
 Area Administrativa; verbatimElevation: 295; verbatimLatitude: 10.8376;
 verbatimLongitude: -85.6187; verbatimCoordinateSystem: Decimal; decimalLatitude:
 10.8376; decimalLongitude: -85.6187; samplingProtocol: Reared from the larva of the
 Crambidae, *Syllepte belialis*; verbatimEventDate: 17-Apr-2009; individualID:
 DHJPAR0035578; individualCount: 1; lifeStage: adult; preparations: pinned;
 catalogNumber: DHJPAR0035578; occurrenceDetails: <http://janzen.sas.upenn.edu>;
 recordedBy: D.H. Janzen, W. Hallwachs & Lucia Vargas; otherCatalogNumbers:
 ASHYC1783-09, 08-SRNP-12915, BOLD:AAA8930; identifiedBy: AJ Fleming;
 dateIdentified: 2017; language: en; institutionCode: CNC; collectionCode: Insects;
 basisOfRecord: Pinned Specimen

- l. scientificName: *Hyphantrophaga manuelriosi*; phylum: Arthropoda; class: Insecta; order: Diptera; family: Tachinidae; genus: *Hyphantrophaga*; specificEpithet: *manuelriosi*; scientificNameAuthorship: Fleming & Wood, 2018; continent: Central America; country: Costa Rica; countryCode: CR; stateProvince: Guanacaste; county: Sector Santa Rosa; locality: Area de Conservacion Guanacaste; verbatimLocality: Area Administrativa; verbatimElevation: 295; verbatimLatitude: 10.8376; verbatimLongitude: -85.6187; verbatimCoordinateSystem: Decimal; decimalLatitude: 10.8376; decimalLongitude: -85.6187; samplingProtocol: Reared from the larva of the Crambidae, *Syllepte belialis*; verbatimEventDate: 14-May-2009; individualID: DHJPAR0036440; individualCount: 1; lifeStage: adult; preparations: pinned; catalogNumber: DHJPAR0036440; occurrenceDetails: <http://janzen.sas.upenn.edu>; recordedBy: D.H. Janzen, W. Hallwachs & Lucia Vargas; otherCatalogNumbers: ASHYD1631-09, 08-SRNP-12914, BOLD:AAA8930; identifiedBy: AJ Fleming; dateIdentified: 2017; language: en; institutionCode: CNC; collectionCode: Insects; basisOfRecord: Pinned Specimen
- m. scientificName: *Hyphantrophaga manuelriosi*; phylum: Arthropoda; class: Insecta; order: Diptera; family: Tachinidae; genus: *Hyphantrophaga*; specificEpithet: *manuelriosi*; scientificNameAuthorship: Fleming & Wood, 2018; continent: Central America; country: Costa Rica; countryCode: CR; stateProvince: Guanacaste; county: Sector Santa Rosa; locality: Area de Conservacion Guanacaste; verbatimLocality: Sendero Natural; verbatimElevation: 290; verbatimLatitude: 10.8357; verbatimLongitude: -85.6125; verbatimCoordinateSystem: Decimal; decimalLatitude: 10.8357; decimalLongitude: -85.6125; samplingProtocol: Reared from the larva of the Crambidae, *Syllepte belialis*; verbatimEventDate: 09-May-2009; individualID: DHJPAR0036445; individualCount: 1; lifeStage: adult; preparations: pinned; catalogNumber: DHJPAR0036445; occurrenceDetails: <http://janzen.sas.upenn.edu>; recordedBy: D.H. Janzen, W. Hallwachs & Guillermo Pereira; otherCatalogNumbers: ASHYD1636-09, 08-SRNP-13159, BOLD:AAA8930; identifiedBy: AJ Fleming; dateIdentified: 2017; language: en; institutionCode: CNC; collectionCode: Insects; basisOfRecord: Pinned Specimen
- n. scientificName: *Hyphantrophaga manuelriosi*; phylum: Arthropoda; class: Insecta; order: Diptera; family: Tachinidae; genus: *Hyphantrophaga*; specificEpithet: *manuelriosi*; scientificNameAuthorship: Fleming & Wood, 2018; continent: Central America; country: Costa Rica; countryCode: CR; stateProvince: Guanacaste; county: Sector Santa Rosa; locality: Area de Conservacion Guanacaste; verbatimLocality: Sendero Natural; verbatimElevation: 290; verbatimLatitude: 10.8357; verbatimLongitude: -85.6125; verbatimCoordinateSystem: Decimal; decimalLatitude: 10.8357; decimalLongitude: -85.6125; samplingProtocol: Reared from the larva of the Crambidae, *Syllepte belialis*; verbatimEventDate: 24-Apr-2009; individualID: DHJPAR0036447; individualCount: 1; lifeStage: adult; preparations: pinned; catalogNumber: DHJPAR0036447; occurrenceDetails: <http://janzen.sas.upenn.edu>; recordedBy: D.H. Janzen, W. Hallwachs & Guillermo Pereira; otherCatalogNumbers: ASHYD1638-09, 08-SRNP-13162, BOLD:AAA8930; identifiedBy: AJ Fleming; dateIdentified: 2017; language: en; institutionCode: CNC; collectionCode: Insects; basisOfRecord: Pinned Specimen
- o. scientificName: *Hyphantrophaga manuelriosi*; phylum: Arthropoda; class: Insecta; order: Diptera; family: Tachinidae; genus: *Hyphantrophaga*; specificEpithet: *manuelriosi*; scientificNameAuthorship: Fleming & Wood, 2018; continent: Central America; country: Costa Rica; countryCode: CR; stateProvince: Guanacaste; county: Sector Santa Rosa; locality: Area de Conservacion Guanacaste; verbatimLocality:

Area Administrativa; verbatimElevation: 295; verbatimLatitude: 10.8376; verbatimLongitude: -85.6187; verbatimCoordinateSystem: Decimal; decimalLatitude: 10.8376; decimalLongitude: -85.6187; samplingProtocol: Reared from the larva of the Crambidae, *Syllepte belialis*; verbatimEventDate: 17-May-2009; individualID: DHJPAR0036448; individualCount: 1; lifeStage: adult; preparations: pinned; catalogNumber: DHJPAR0036448; occurrenceDetails: <http://janzen.sas.upenn.edu>; recordedBy: D.H. Janzen, W. Hallwachs & Lucia Vargas; otherCatalogNumbers: ASHYD1639-09, 08-SRNP-12928, BOLD:AAA8930; identifiedBy: AJ Fleming; dateIdentified: 2017; language: en; institutionCode: CNC; collectionCode: Insects; basisOfRecord: Pinned Specimen

- p. scientificName: *Hyphantrophaga manuelriosi*; phylum: Arthropoda; class: Insecta; order: Diptera; family: Tachinidae; genus: *Hyphantrophaga*; specificEpithet: *manuelriosi*; scientificNameAuthorship: Fleming & Wood, 2018; continent: Central America; country: Costa Rica; countryCode: CR; stateProvince: Guanacaste; county: Sector Santa Rosa; locality: Area de Conservacion Guanacaste; verbatimLocality: Area Administrativa; verbatimElevation: 295; verbatimLatitude: 10.8376; verbatimLongitude: -85.6187; verbatimCoordinateSystem: Decimal; decimalLatitude: 10.8376; decimalLongitude: -85.6187; samplingProtocol: Reared from the larva of the Crambidae, *Syllepte belialis*; verbatimEventDate: 15-Apr-2009; individualID: DHJPAR0036449; individualCount: 1; lifeStage: adult; preparations: pinned; catalogNumber: DHJPAR0036449; occurrenceDetails: <http://janzen.sas.upenn.edu>; recordedBy: D.H. Janzen, W. Hallwachs & Lucia Vargas; otherCatalogNumbers: ASHYD1640-09, 08-SRNP-12916, BOLD:AAA8930; identifiedBy: AJ Fleming; dateIdentified: 2017; language: en; institutionCode: CNC; collectionCode: Insects; basisOfRecord: Pinned Specimen
- q. scientificName: *Hyphantrophaga manuelriosi*; phylum: Arthropoda; class: Insecta; order: Diptera; family: Tachinidae; genus: *Hyphantrophaga*; specificEpithet: *manuelriosi*; scientificNameAuthorship: Fleming & Wood, 2018; continent: Central America; country: Costa Rica; countryCode: CR; stateProvince: Guanacaste; county: Sector Santa Rosa; locality: Area de Conservacion Guanacaste; verbatimLocality: Area Administrativa; verbatimElevation: 295; verbatimLatitude: 10.8376; verbatimLongitude: -85.6187; verbatimCoordinateSystem: Decimal; decimalLatitude: 10.8376; decimalLongitude: -85.6187; samplingProtocol: Reared from the larva of the Crambidae, *Syllepte belialis*; verbatimEventDate: 21-Apr-2009; individualID: DHJPAR0036450; individualCount: 1; lifeStage: adult; preparations: pinned; catalogNumber: DHJPAR0036450; occurrenceDetails: <http://janzen.sas.upenn.edu>; recordedBy: D.H. Janzen, W. Hallwachs & Lucia Vargas; otherCatalogNumbers: ASHYD1641-09, 08-SRNP-12929, BOLD:AAA8930; identifiedBy: AJ Fleming; dateIdentified: 2017; language: en; institutionCode: CNC; collectionCode: Insects; basisOfRecord: Pinned Specimen
- r. scientificName: *Hyphantrophaga manuelriosi*; phylum: Arthropoda; class: Insecta; order: Diptera; family: Tachinidae; genus: *Hyphantrophaga*; specificEpithet: *manuelriosi*; scientificNameAuthorship: Fleming & Wood, 2018; continent: Central America; country: Costa Rica; countryCode: CR; stateProvince: Guanacaste; county: Sector Santa Rosa; locality: Area de Conservacion Guanacaste; verbatimLocality: Sendero Natural; verbatimElevation: 290; verbatimLatitude: 10.8357; verbatimLongitude: -85.6125; verbatimCoordinateSystem: Decimal; decimalLatitude: 10.8357; decimalLongitude: -85.6125; samplingProtocol: Reared from the larva of the Crambidae, *Syllepte belialis*; verbatimEventDate: 24-Apr-2009; individualID: DHJPAR0036452; individualCount: 1; lifeStage: adult; preparations: pinned;

catalogNumber: DHJPARG0036452; occurrenceDetails: <http://janzen.sas.upenn.edu>;
 recordedBy: D.H. Janzen, W. Hallwachs & Guillermo Pereira; otherCatalogNumbers:
 ASHYD1643-09, 08-SRNP-13158, BOLD:AAA8930; identifiedBy: AJ Fleming;
 dateIdentified: 2017; language: en; institutionCode: CNC; collectionCode: Insects;
 basisOfRecord: Pinned Specimen

- s. scientificName: *Hyphantrophaga manuelriosi*; phylum: Arthropoda; class: Insecta;
 order: Diptera; family: Tachinidae; genus: *Hyphantrophaga*; specificEpithet:
manuelriosi; scientificNameAuthorship: Fleming & Wood, 2018; continent: Central
 America; country: Costa Rica; countryCode: CR; stateProvince: Guanacaste; county:
 Sector Santa Rosa; locality: Area de Conservacion Guanacaste; verbatimLocality:
 Sendero Natural; verbatimElevation: 290; verbatimLatitude: 10.8357;
 verbatimLongitude: -85.6125; verbatimCoordinateSystem: Decimal; decimalLatitude:
 10.8357; decimalLongitude: -85.6125; samplingProtocol: Reared from the larva of the
 Crambidae, *Syllepte belialis*; verbatimEventDate: 24-Apr-2009; individualID:
 DHJPARG0036453; individualCount: 1; lifeStage: adult; preparations: pinned;
 catalogNumber: DHJPARG0036453; occurrenceDetails: <http://janzen.sas.upenn.edu>;
 recordedBy: D.H. Janzen, W. Hallwachs & Guillermo Pereira; otherCatalogNumbers:
 ASHYD1644-09, 08-SRNP-13157, BOLD:AAA8930; identifiedBy: AJ Fleming;
 dateIdentified: 2017; language: en; institutionCode: CNC; collectionCode: Insects;
 basisOfRecord: Pinned Specimen

Description

Male (Fig. 19). Length: 5–8 mm. **Head** (Fig. 19b): vertex 1/3 of head width; two pairs of reclinate upper orbital setae; ocellar setae arising beside anterior ocellus; ocellar triangle silver (slight gold tinge present but overall concolorous with fronto-orbital plate); eye densely haired; parafacial bare; fronto-orbital plate sparsely setulose, hairs not extending below upper 1/3; fronto-orbital plate shiny silver; facial ridge bare; pedicel light brown-orange, lighter than black postpedicel; arista brown, very minutely pubescent, distinctly thickened on basal 1/3–1/4. **Thorax** (Fig. 19a, c): pale grey tomentose dorsally and laterally; four prominent dorsal vittae broken across suture, innermost pair not reaching 2nd postsutural dorsocentral seta; postpronotum with three setae arranged in a triangle; chaetotaxy: acrostichal setae 3:3; dorsocentral setae 3:4; intra-alar setae 2:3; supra-alar setae 2:3; three katepisternal setae; basal scutellar setae as long as scutellar setae; two pairs of lateral scutellar setae 2/3 as long as basal scutellar setae; subapical scutellar setae straight and divergent, 2X as thick as lateral scutellar setae; apical scutellar setae 1/4 length of basal scutellar setae crossed apically; one pair of discal scutellar setae set as widely apart as subapical scutellar setae; scutellum concolorous with scutum. **Legs** (Fig. 19c): yellow in ground colour, densely covered in black hairs making them appear almost black; fore femur with dense silver tomentum on posterodorsal surface; hind coxa setose. **Wing** (Fig. 19a, c): pale translucent, hyaline, not distinctly infusate; vein R₄₊₅ with only 2–3 setulae at base. **Abdomen** (Fig. 19a, c): ground colour black; mid-dorsal depression on ST1+2 almost reaching hind margin; entire abdomen covered in silver tomentum with brown tones towards tergal edges; median marginal setae present on ST1+2–T3; a complete row of marginal setae present on T4; discal setae only on T5; sex patch absent. **Terminalia**: sternite 5 (Fig. 19f) with a deeply excavated median cleft, slightly rounded

V-shaped, margins covered in dense tomentum. Lateral lobes of sternite rounded apically, with 2–3 strong setae surrounded by many shorter, weaker setulae. Anterior plate of sternite 5 from subequal to slightly shorter than apical lobes, unsclerotised "window" weak, only very slightly unsclerotised, as wide as median cleft and flat. Cerci in posterior view (Fig. 19d) subrectangular, duck-billed and slightly longer than surstyli, blunt and rounded at apex, slightly divergent over apical 1/3; basal 2/3 fused; in lateral view rounded at tip, making them appear slightly downturned; densely setulose along basal 2/3, setulose ventrally along entire length. Surstylus in lateral view (Fig. 19e) almost parallel-sided along its entire length, ending in a slightly downcurved apex, making the structure appear slightly blade-like; surstylus appearing to be fused with epandrium; when viewed dorsally, surstyli appearing to point inwards and strongly convergent, laterally covered in short stout setulae. Pregonite short and stout, well-developed, 0.3 times as long as distiphallus, squared-off apically, with a few short marginal setulae. Postgonite slightly narrow, 1/3 as wide as pregonite, sharply pointed and curved at apex. Distiphallus rectangular, with a very slight apical flare, a slender median longitudinal sclerotised reinforcement on its posterior surface and a broad, anterolateral, sclerotised acrophallus, joined as a plate on anterior surface near apex.

Female. Length: 5–7 mm. As male, differing only by the presence of two pairs of proclinate orbital setae.

Diagnosis

Hyphantrophaga manuelriosi **sp. n.** can be distinguished from all other *Hyphantrophaga* species by the following combination of traits: ocellar triangle silver, fronto-orbital plate setulose throughout, pedicel light brown-orange, three katepisternal setae, hind coxa setose, median marginal setae present on ST1+2, discal setae absent from T3 and T4, sex patch absent, abdominal tomentum silver with brown tones at tergal edges.

Etymology

Hyphantrophaga manuelriosi **sp. n.** is named in recognition of Manuel Rios Castro's dedication and work in finding and rearing the ACG caterpillars that contained tachinid larvae.

Distribution

Costa Rica, ACG, Guanacaste Province, 10–480 m elevation.

Ecology

Hyphantrophaga manuelriosi **sp. n.** has been reared 58 times from one species of Lepidoptera in the family Crambidae, *Syllepte belialis* (Walker, 1859), in dry forest and dry-rain lowland intergrades.




Figure 19.

Hyphantrophaga manuelriosi sp. n.; a–c: habitus; holotype male, voucher n. DHJPAR0007340; d–f: terminalia; male paratype, voucher n. 01-SRNP-13278.

a: dorsal view [doi](#)

b: frontal view [doi](#)

c: lateral view [doi](#)

d: dorsal view [doi](#)

e: lateral view [doi](#)

f: sternite 5, ventral view [doi](#)

Hyphantrophaga morphophaga Fleming & Wood, sp. n.

- ZooBank urn:lsid:zoobank.org:act:F3E79C06-F806-4C34-A03B-58D7163280E8

Materials

Holotype:

- a. scientificName: *Hyphantrophaga morphophaga*; phylum: Arthropoda; class: Insecta; order: Diptera; family: Tachinidae; genus: *Hyphantrophaga*; specificEpithet: *morphophaga*; scientificNameAuthorship: Fleming & Wood, 2018; continent: Central America; country: Costa Rica; countryCode: CR; stateProvince: Guanacaste; county: Sector Pailas; locality: Area de Conservacion Guanacaste; verbatimLocality: Gemelos; verbatimElevation: 1276; verbatimLatitude: 10.7693; verbatimLongitude: -85.3466; verbatimCoordinateSystem: Decimal; decimalLatitude: 10.7693; decimalLongitude: -85.3466; samplingProtocol: Reared from the larva of the Nymphalidae, *Morpho catalina*; verbatimEventDate: 07-Jan-1995; individualID: DHJPAR0007354; individualCount: 1; sex: male; lifeStage: adult; preparations: pinned; catalogNumber: DHJPAR0007354; occurrenceDetails: <http://janzen.sas.upenn.edu>; recordedBy: D.H. Janzen, W. Hallwachs & gusaneros; otherCatalogNumbers: ASTAT126-06, 95-SRNP-4612, BOLD:AAA5134; identifiedBy: AJ Fleming; dateIdentified: 2017; language: en; institutionCode: CNC; collectionCode: Insects; basisOfRecord: Pinned Specimen

Paratypes:

- a. scientificName: *Hyphantrophaga morphophaga*; phylum: Arthropoda; class: Insecta; order: Diptera; family: Tachinidae; genus: *Hyphantrophaga*; specificEpithet: *morphophaga*; scientificNameAuthorship: Fleming & Wood, 2018; continent: Central America; country: Costa Rica; countryCode: CR; stateProvince: Guanacaste; county: Sector Cacao; locality: Area de Conservacion Guanacaste; verbatimLocality: Estacion Gongora; verbatimElevation: 570; verbatimLatitude: 10.887; verbatimLongitude: -85.4744; verbatimCoordinateSystem: Decimal; decimalLatitude: 10.887; decimalLongitude: -85.4744; samplingProtocol: Reared from the larva of the Nymphalidae, *Morpho helenor*; verbatimEventDate: 15-Nov-2005; individualID: DHJPAR0005457; individualCount: 1; sex: male; lifeStage: adult; preparations: pinned; catalogNumber: DHJPAR0005457; occurrenceDetails: <http://janzen.sas.upenn.edu>; recordedBy: D.H. Janzen, W. Hallwachs & Manuel Pereira; otherCatalogNumbers: ASTA577-06, 05-SRNP-47682; identifiedBy: AJ Fleming; dateIdentified: 2017; language: en; institutionCode: CNC; collectionCode: Insects; basisOfRecord: Pinned Specimen
- b. scientificName: *Hyphantrophaga morphophaga*; phylum: Arthropoda; class: Insecta; order: Diptera; family: Tachinidae; genus: *Hyphantrophaga*; specificEpithet: *morphophaga*; scientificNameAuthorship: Fleming & Wood, 2018; continent: Central America; country: Costa Rica; countryCode: CR; stateProvince: Guanacaste; county: Sector Santa Rosa; locality: Area de Conservacion Guanacaste; verbatimLocality: Bosque San Emilio; verbatimElevation: 300; verbatimLatitude: 10.8439; verbatimLongitude: -85.6138; verbatimCoordinateSystem: Decimal; decimalLatitude: 10.8439; decimalLongitude: -85.6138; samplingProtocol: Reared from the larva of the Nymphalidae, *Morpho helenor*; verbatimEventDate: Unavailable, 1984; individualID: DHJPAR0007350; individualCount: 1; sex: male; lifeStage: adult; preparations: pinned; catalogNumber: DHJPAR0007350; occurrenceDetails: <http://janzen.sas.upenn.edu>; recordedBy: D.H. Janzen, W. Hallwachs & Daniel H. Janzen; otherCatalogNumbers:

- ASTAT122-06, 84-SRNP-837, BOLD:AAA5134; identifiedBy: AJ Fleming; dateIdentified: 2017; language: en; institutionCode: CNC; collectionCode: Insects; basisOfRecord: Pinned Specimen
- c. scientificName: *Hyphantrophaga morphophaga*; phylum: Arthropoda; class: Insecta; order: Diptera; family: Tachinidae; genus: *Hyphantrophaga*; specificEpithet: *morphophaga*; scientificNameAuthorship: Fleming & Wood, 2018; continent: Central America; country: Costa Rica; countryCode: CR; stateProvince: Guanacaste; county: Sector Cacao; locality: Area de Conservacion Guanacaste; verbatimLocality: Estacion Cacao; verbatimElevation: 1150; verbatimLatitude: 10.9269; verbatimLongitude: -85.4682; verbatimCoordinateSystem: Decimal; decimalLatitude: 10.9269; decimalLongitude: -85.4682; samplingProtocol: Reared from the larva of the Nymphalidae, *Morpho helenor*; verbatimEventDate: 27-Jan-1998; individualID: DHJPAR0007351; individualCount: 1; sex: male; lifeStage: adult; preparations: pinned; catalogNumber: DHJPAR0007351; occurrenceDetails: <http://janzen.sas.upenn.edu>; recordedBy: D.H. Janzen, W. Hallwachs & Ruth Franco; otherCatalogNumbers: ASTAT123-06, 97-SRNP-11139, BOLD:AAA5134; identifiedBy: AJ Fleming; dateIdentified: 2017; language: en; institutionCode: CNC; collectionCode: Insects; basisOfRecord: Pinned Specimen
- d. scientificName: *Hyphantrophaga morphophaga*; phylum: Arthropoda; class: Insecta; order: Diptera; family: Tachinidae; genus: *Hyphantrophaga*; specificEpithet: *morphophaga*; scientificNameAuthorship: Fleming & Wood, 2018; continent: Central America; country: Costa Rica; countryCode: CR; stateProvince: Guanacaste; county: Sector Cacao; locality: Area de Conservacion Guanacaste; verbatimLocality: Sendero Arenales; verbatimElevation: 1080; verbatimLatitude: 10.9247; verbatimLongitude: -85.4674; verbatimCoordinateSystem: Decimal; decimalLatitude: 10.9247; decimalLongitude: -85.4674; samplingProtocol: Reared from the larva of the Nymphalidae, *Morpho helenor*; verbatimEventDate: 08-Sep-2002; individualID: DHJPAR0007352; individualCount: 1; sex: male; lifeStage: adult; preparations: pinned; catalogNumber: DHJPAR0007352; occurrenceDetails: <http://janzen.sas.upenn.edu>; recordedBy: D.H. Janzen, W. Hallwachs & Harry Ramirez; otherCatalogNumbers: ASTAT124-06, 02-SRNP-23408, BOLD:AAA5134; identifiedBy: AJ Fleming; dateIdentified: 2017; language: en; institutionCode: CNC; collectionCode: Insects; basisOfRecord: Pinned Specimen
- e. scientificName: *Hyphantrophaga morphophaga*; phylum: Arthropoda; class: Insecta; order: Diptera; family: Tachinidae; genus: *Hyphantrophaga*; specificEpithet: *morphophaga*; scientificNameAuthorship: Fleming & Wood, 2018; continent: Central America; country: Costa Rica; countryCode: CR; stateProvince: Guanacaste; county: Sector Pailas; locality: Area de Conservacion Guanacaste; verbatimLocality: Gemelos; verbatimElevation: 1276; verbatimLatitude: 10.7693; verbatimLongitude: -85.3466; verbatimCoordinateSystem: Decimal; decimalLatitude: 10.7693; decimalLongitude: -85.3466; samplingProtocol: Reared from the larva of the Nymphalidae, *Morpho catalina*; verbatimEventDate: 07-Jan-1995; individualID: DHJPAR0007353; individualCount: 1; sex: male; lifeStage: adult; preparations: pinned; catalogNumber: DHJPAR0007353; occurrenceDetails: <http://janzen.sas.upenn.edu>; recordedBy: D.H. Janzen, W. Hallwachs & gusaneros; otherCatalogNumbers: ASTAT125-06, 95-SRNP-4613, BOLD:AAA5134; identifiedBy: AJ Fleming; dateIdentified: 2017; language: en; institutionCode: CNC; collectionCode: Insects; basisOfRecord: Pinned Specimen
- f. scientificName: *Hyphantrophaga morphophaga*; phylum: Arthropoda; class: Insecta; order: Diptera; family: Tachinidae; genus: *Hyphantrophaga*; specificEpithet:

- morphophaga*; scientificNameAuthorship: Fleming & Wood, 2018; continent: Central America; country: Costa Rica; countryCode: CR; stateProvince: Guanacaste; county: Sector Cacao; locality: Area de Conservacion Guanacaste; verbatimLocality: Sendero Abajo; verbatimElevation: 1020; verbatimLatitude: 10.9255; verbatimLongitude: -85.4716; verbatimCoordinateSystem: Decimal; decimalLatitude: 10.9255; decimalLongitude: -85.4716; samplingProtocol: Reared from the larva of the Nymphalidae, *Morpho catalina*; verbatimEventDate: 25-Feb-2004; individualID: DHJPAR0007357; individualCount: 1; sex: male; lifeStage: adult; preparations: pinned; catalogNumber: DHJPAR0007357; occurrenceDetails: <http://janzen.sas.upenn.edu>; recordedBy: D.H. Janzen, W. Hallwachs & Mariano Pereira; otherCatalogNumbers: ASTAT129-06, 04-SRNP-35010, BOLD:AAA5134; identifiedBy: AJ Fleming; dateIdentified: 2017; language: en; institutionCode: CNC; collectionCode: Insects; basisOfRecord: Pinned Specimen
- g. scientificName: *Hyphantrophaga morphophaga*; phylum: Arthropoda; class: Insecta; order: Diptera; family: Tachinidae; genus: *Hyphantrophaga*; specificEpithet: *morphophaga*; scientificNameAuthorship: Fleming & Wood, 2018; continent: Central America; country: Costa Rica; countryCode: CR; stateProvince: Guanacaste; county: Sector Del Oro; locality: Area de Conservacion Guanacaste; verbatimLocality: Quebrada Romero; verbatimElevation: 490; verbatimLatitude: 11.0052; verbatimLongitude: -85.474; verbatimCoordinateSystem: Decimal; decimalLatitude: 11.0052; decimalLongitude: -85.474; samplingProtocol: Reared from the larva of the Nymphalidae, *Morpho helenor*; verbatimEventDate: 22-Oct-2005; individualID: DHJPAR0007361; individualCount: 1; sex: male; lifeStage: adult; preparations: pinned; catalogNumber: DHJPAR0007361; occurrenceDetails: <http://janzen.sas.upenn.edu>; recordedBy: D.H. Janzen, W. Hallwachs & Elieth Cantillano; otherCatalogNumbers: ASTAT133-06, 05-SRNP-23929, BOLD:AAA5134; identifiedBy: AJ Fleming; dateIdentified: 2017; language: en; institutionCode: CNC; collectionCode: Insects; basisOfRecord: Pinned Specimen
- h. scientificName: *Hyphantrophaga morphophaga*; phylum: Arthropoda; class: Insecta; order: Diptera; family: Tachinidae; genus: *Hyphantrophaga*; specificEpithet: *morphophaga*; scientificNameAuthorship: Fleming & Wood, 2018; continent: Central America; country: Costa Rica; countryCode: CR; stateProvince: Guanacaste; county: Sector Del Oro; locality: Area de Conservacion Guanacaste; verbatimLocality: Quebrada Trival; verbatimElevation: 290; verbatimLatitude: 11.0268; verbatimLongitude: -85.4955; verbatimCoordinateSystem: Decimal; decimalLatitude: 11.0268; decimalLongitude: -85.4955; samplingProtocol: Reared from the larva of the Nymphalidae, *Morpho helenor*; verbatimEventDate: 25-Oct-2005; individualID: DHJPAR0007364; individualCount: 1; sex: male; lifeStage: adult; preparations: pinned; catalogNumber: DHJPAR0007364; occurrenceDetails: <http://janzen.sas.upenn.edu>; recordedBy: D.H. Janzen, W. Hallwachs & Lucia Rios; otherCatalogNumbers: ASTAT136-06, 05-SRNP-24089, BOLD:AAA5134; identifiedBy: AJ Fleming; dateIdentified: 2017; language: en; institutionCode: CNC; collectionCode: Insects; basisOfRecord: Pinned Specimen
- i. scientificName: *Hyphantrophaga morphophaga*; phylum: Arthropoda; class: Insecta; order: Diptera; family: Tachinidae; genus: *Hyphantrophaga*; specificEpithet: *morphophaga*; scientificNameAuthorship: Fleming & Wood, 2018; continent: Central America; country: Costa Rica; countryCode: CR; stateProvince: Guanacaste; county: Sector Cacao; locality: Area de Conservacion Guanacaste; verbatimLocality: Sendero Circular; verbatimElevation: 1185; verbatimLatitude: 10.9271; verbatimLongitude: -85.4668; verbatimCoordinateSystem: Decimal; decimalLatitude: 10.9271;

- decimalLongitude: -85.4668; samplingProtocol: Reared from the larva of the Nymphalidae, *Morpho helenor*; verbatimEventDate: 29-Dec-2002; individualID: DHJPAR0007366; individualCount: 1; sex: male; lifeStage: adult; preparations: pinned; catalogNumber: DHJPAR0007366; occurrenceDetails: <http://janzen.sas.upenn.edu>; recordedBy: D.H. Janzen, W. Hallwachs & Freddy Quesada; otherCatalogNumbers: ASTAT138-06, 02-SRNP-24447, BOLD:AAA5134; identifiedBy: AJ Fleming; dateIdentified: 2017; language: en; institutionCode: CNC; collectionCode: Insects; basisOfRecord: Pinned Specimen
- j. scientificName: *Hyphantrophaga morphophaga*; phylum: Arthropoda; class: Insecta; order: Diptera; family: Tachinidae; genus: *Hyphantrophaga*; specificEpithet: *morphophaga*; scientificNameAuthorship: Fleming & Wood, 2018; continent: Central America; country: Costa Rica; countryCode: CR; stateProvince: Guanacaste; county: Sector Del Oro; locality: Area de Conservacion Guanacaste; verbatimLocality: Quebrada Raiz; verbatimElevation: 280; verbatimLatitude: 11.0287; verbatimLongitude: -85.4867; verbatimCoordinateSystem: Decimal; decimalLatitude: 11.0287; decimalLongitude: -85.4867; samplingProtocol: Reared from the larva of the Nymphalidae, *Morpho helenor*; verbatimEventDate: 20-Oct-2002; individualID: DHJPAR0007368; individualCount: 1; sex: male; lifeStage: adult; preparations: pinned; catalogNumber: DHJPAR0007368; occurrenceDetails: <http://janzen.sas.upenn.edu>; recordedBy: D.H. Janzen, W. Hallwachs & Manuel Pereira; otherCatalogNumbers: ASTAT140-06, 02-SRNP-29899, BOLD:AAA5134; identifiedBy: AJ Fleming; dateIdentified: 2017; language: en; institutionCode: CNC; collectionCode: Insects; basisOfRecord: Pinned Specimen
- k. scientificName: *Hyphantrophaga morphophaga*; phylum: Arthropoda; class: Insecta; order: Diptera; family: Tachinidae; genus: *Hyphantrophaga*; specificEpithet: *morphophaga*; scientificNameAuthorship: Fleming & Wood, 2018; continent: Central America; country: Costa Rica; countryCode: CR; stateProvince: Guanacaste; county: Sector Del Oro; locality: Area de Conservacion Guanacaste; verbatimLocality: Quebrada Salazar; verbatimElevation: 560; verbatimLatitude: 11.0022; verbatimLongitude: -85.4634; verbatimCoordinateSystem: Decimal; decimalLatitude: 11.0022; decimalLongitude: -85.4634; samplingProtocol: Reared from the larva of the Nymphalidae, *Morpho helenor*; verbatimEventDate: 02-Oct-2007; individualID: DHJPAR0021984; individualCount: 1; sex: male; lifeStage: adult; preparations: pinned; catalogNumber: DHJPAR0021984; occurrenceDetails: <http://janzen.sas.upenn.edu>; recordedBy: D.H. Janzen, W. Hallwachs & Lucia Rios; otherCatalogNumbers: ASTAT1122-07, 07-SRNP-23642, BOLD:AAA5134; identifiedBy: AJ Fleming; dateIdentified: 2017; language: en; institutionCode: CNC; collectionCode: Insects; basisOfRecord: Pinned Specimen
- l. scientificName: *Hyphantrophaga morphophaga*; phylum: Arthropoda; class: Insecta; order: Diptera; family: Tachinidae; genus: *Hyphantrophaga*; specificEpithet: *morphophaga*; scientificNameAuthorship: Fleming & Wood, 2018; continent: Central America; country: Costa Rica; countryCode: CR; stateProvince: Guanacaste; county: Sector Del Oro; locality: Area de Conservacion Guanacaste; verbatimLocality: Quebrada Trigal; verbatimElevation: 290; verbatimLatitude: 11.0268; verbatimLongitude: -85.4955; verbatimCoordinateSystem: Decimal; decimalLatitude: 11.0268; decimalLongitude: -85.4955; samplingProtocol: Reared from the larva of the Nymphalidae, *Morpho helenor*; verbatimEventDate: 02-Aug-2004; individualID: DHJPAR0006269; individualCount: 1; sex: female; lifeStage: adult; preparations: pinned; catalogNumber: DHJPAR0006269; occurrenceDetails: <http://janzen.sas.upenn.edu>; recordedBy: D.H. Janzen, W. Hallwachs & Lucia Rios;

- otherCatalogNumbers: ASTAI697-06, 04-SRNP-22553, BOLD:AAA5134; identifiedBy: AJ Fleming; dateIdentified: 2017; language: en; institutionCode: CNC; collectionCode: Insects; basisOfRecord: Pinned Specimen
- m. scientificName: *Hyphantrophaga morphophaga*; phylum: Arthropoda; class: Insecta; order: Diptera; family: Tachinidae; genus: *Hyphantrophaga*; specificEpithet: *morphophaga*; scientificNameAuthorship: Fleming & Wood, 2018; continent: Central America; country: Costa Rica; countryCode: CR; stateProvince: Guanacaste; county: Sector Del Oro; locality: Area de Conservacion Guanacaste; verbatimLocality: Quebrada Raiz; verbatimElevation: 280; verbatimLatitude: 11.0287; verbatimLongitude: -85.4867; verbatimCoordinateSystem: Decimal; decimalLatitude: 11.0287; decimalLongitude: -85.4867; samplingProtocol: Reared from the larva of the Nymphalidae, *Morpho helenor*; verbatimEventDate: 30-Jul-2016; individualID: DHJPAR0059547; individualCount: 1; sex: female; lifeStage: adult; preparations: pinned; catalogNumber: DHJPAR0059547; occurrenceDetails: <http://janzen.sas.upenn.edu>; recordedBy: D.H. Janzen, W. Hallwachs & Lucia Rios; otherCatalogNumbers: ACGBA5964-16, 16-SRNP-20807, BOLD:AAA5134; identifiedBy: AJ Fleming; dateIdentified: 2017; language: en; institutionCode: CNC; collectionCode: Insects; basisOfRecord: Pinned Specimen
- n. scientificName: *Hyphantrophaga morphophaga*; phylum: Arthropoda; class: Insecta; order: Diptera; family: Tachinidae; genus: *Hyphantrophaga*; specificEpithet: *morphophaga*; scientificNameAuthorship: Fleming & Wood, 2018; continent: Central America; country: Costa Rica; countryCode: CR; stateProvince: Guanacaste; county: Sector Del Oro; locality: Area de Conservacion Guanacaste; verbatimLocality: Quebrada Trigal; verbatimElevation: 290; verbatimLatitude: 11.0268; verbatimLongitude: -85.4955; verbatimCoordinateSystem: Decimal; decimalLatitude: 11.0268; decimalLongitude: -85.4955; samplingProtocol: Reared from the larva of the Nymphalidae, *Morpho helenor*; verbatimEventDate: 17-Nov-2005; individualID: DHJPAR0005521; individualCount: 1; sex: female; lifeStage: adult; preparations: pinned; catalogNumber: DHJPAR0005521; occurrenceDetails: <http://janzen.sas.upenn.edu>; recordedBy: D.H. Janzen, W. Hallwachs & Elieth Cantillano; otherCatalogNumbers: ASTA640-06, 05-SRNP-24423, BOLD:AAA5134; identifiedBy: AJ Fleming; dateIdentified: 2017; language: en; institutionCode: CNC; collectionCode: Insects; basisOfRecord: Pinned Specimen
- o. scientificName: *Hyphantrophaga morphophaga*; phylum: Arthropoda; class: Insecta; order: Diptera; family: Tachinidae; genus: *Hyphantrophaga*; specificEpithet: *morphophaga*; scientificNameAuthorship: Fleming & Wood, 2018; continent: Central America; country: Costa Rica; countryCode: CR; stateProvince: Guanacaste; county: Sector El Hacha; locality: Area de Conservacion Guanacaste; verbatimLocality: Finca Araya; verbatimElevation: 295; verbatimLatitude: 11.0154; verbatimLongitude: -85.5113; verbatimCoordinateSystem: Decimal; decimalLatitude: 11.0154; decimalLongitude: -85.5113; samplingProtocol: Reared from the larva of the Nymphalidae, *Morpho helenor*; verbatimEventDate: 14-Nov-2002; individualID: DHJPAR0007365; individualCount: 1; sex: female; lifeStage: adult; preparations: pinned; catalogNumber: DHJPAR0007365; occurrenceDetails: <http://janzen.sas.upenn.edu>; recordedBy: D.H. Janzen, W. Hallwachs & Manuel Pereira; otherCatalogNumbers: ASTAT137-06, 02-SRNP-30058, BOLD:AAA5134; identifiedBy: AJ Fleming; dateIdentified: 2017; language: en; institutionCode: CNC; collectionCode: Insects; basisOfRecord: Pinned Specimen
- p. scientificName: *Hyphantrophaga morphophaga*; phylum: Arthropoda; class: Insecta; order: Diptera; family: Tachinidae; genus: *Hyphantrophaga*; specificEpithet:

- morphophaga*; scientificNameAuthorship: Fleming & Wood, 2018; continent: Central America; country: Costa Rica; countryCode: CR; stateProvince: Guanacaste; county: Sector Santa Elena; locality: Area de Conservacion Guanacaste; verbatimLocality: Casa Potrero Grande; verbatimElevation: 17; verbatimLatitude: 10.8492; verbatimLongitude: -85.7731; verbatimCoordinateSystem: Decimal; decimalLatitude: 10.8492; decimalLongitude: -85.7731; samplingProtocol: Reared from the larva of the Nymphalidae, *Morpho helenor*; verbatimEventDate: 31-Oct-2004; individualID: DHJPAR0011459; individualCount: 1; sex: female; lifeStage: adult; preparations: pinned; catalogNumber: DHJPAR0011459; occurrenceDetails: <http://janzen.sas.upenn.edu>; recordedBy: D.H. Janzen, W. Hallwachs & Guillermo Pereira; otherCatalogNumbers: ASTAQ846-06, 04-SRNP-14345; identifiedBy: AJ Fleming; dateIdentified: 2017; language: en; institutionCode: CNC; collectionCode: Insects; basisOfRecord: Pinned Specimen
- q. scientificName: *Hyphantrophaga morphophaga*; phylum: Arthropoda; class: Insecta; order: Diptera; family: Tachinidae; genus: *Hyphantrophaga*; specificEpithet: *morphophaga*; scientificNameAuthorship: Fleming & Wood, 2018; continent: Central America; country: Costa Rica; countryCode: CR; stateProvince: Guanacaste; county: Sector Mundo Nuevo; locality: Area de Conservacion Guanacaste; verbatimLocality: Vado Miramonte; verbatimElevation: 305; verbatimLatitude: 10.7718; verbatimLongitude: -85.434; verbatimCoordinateSystem: Decimal; decimalLatitude: 10.7718; decimalLongitude: -85.434; samplingProtocol: Reared from the larva of the Nymphalidae, *Morpho helenor*; verbatimEventDate: 27-Dec-2007; individualID: DHJPAR0023229; individualCount: 1; sex: female; lifeStage: adult; preparations: pinned; catalogNumber: DHJPAR0023229; occurrenceDetails: <http://janzen.sas.upenn.edu>; recordedBy: D.H. Janzen, W. Hallwachs & Jose Cortez; otherCatalogNumbers: ASTAW390-08, 07-SRNP-60840, BOLD:AAA5134; identifiedBy: AJ Fleming; dateIdentified: 2017; language: en; institutionCode: CNC; collectionCode: Insects; basisOfRecord: Pinned Specimen
- r. scientificName: *Hyphantrophaga morphophaga*; phylum: Arthropoda; class: Insecta; order: Diptera; family: Tachinidae; genus: *Hyphantrophaga*; specificEpithet: *morphophaga*; scientificNameAuthorship: Fleming & Wood, 2018; continent: Central America; country: Costa Rica; countryCode: CR; stateProvince: Guanacaste; county: Sector El Hacha; locality: Area de Conservacion Guanacaste; verbatimLocality: Finca Araya; verbatimElevation: 295; verbatimLatitude: 11.0154; verbatimLongitude: -85.5113; verbatimCoordinateSystem: Decimal; decimalLatitude: 11.0154; decimalLongitude: -85.5113; samplingProtocol: Reared from the larva of the Nymphalidae, *Morpho helenor*; verbatimEventDate: 24-Oct-2002; individualID: DHJPAR0006278; individualCount: 1; sex: female; lifeStage: adult; preparations: pinned; catalogNumber: DHJPAR0006278; occurrenceDetails: <http://janzen.sas.upenn.edu>; recordedBy: D.H. Janzen, W. Hallwachs & Manuel Pereira; otherCatalogNumbers: ASTAI706-06, 02-SRNP-29986, BOLD:AAA5134; identifiedBy: AJ Fleming; dateIdentified: 2017; language: en; institutionCode: CNC; collectionCode: Insects; basisOfRecord: Pinned Specimen
- s. scientificName: *Hyphantrophaga morphophaga*; phylum: Arthropoda; class: Insecta; order: Diptera; family: Tachinidae; genus: *Hyphantrophaga*; specificEpithet: *morphophaga*; scientificNameAuthorship: Fleming & Wood, 2018; continent: Central America; country: Costa Rica; countryCode: CR; stateProvince: Guanacaste; county: Sector Cacao; locality: Area de Conservacion Guanacaste; verbatimLocality: Sendero Segundo; verbatimElevation: 1180; verbatimLatitude: 10.9268; verbatimLongitude: -85.4533; verbatimCoordinateSystem: Decimal; decimalLatitude: 10.9268;

- decimalLongitude: -85.4533; samplingProtocol: Reared from the larva of the Nymphalidae, *Morpho helenor*; verbatimEventDate: 25-Jul-2004; individualID: DHJPAR0006289; individualCount: 1; sex: female; lifeStage: adult; preparations: pinned; catalogNumber: DHJPAR0006289; occurrenceDetails: <http://janzen.sas.upenn.edu>; recordedBy: D.H. Janzen, W. Hallwachs & Harry Ramirez; otherCatalogNumbers: ASTAI717-06, 04-SRNP-35577, BOLD:AAA5134; identifiedBy: AJ Fleming; dateIdentified: 2017; language: en; institutionCode: CNC; collectionCode: Insects; basisOfRecord: Pinned Specimen
- t. scientificName: *Hyphantrophaga morphophaga*; phylum: Arthropoda; class: Insecta; order: Diptera; family: Tachinidae; genus: *Hyphantrophaga*; specificEpithet: *morphophaga*; scientificNameAuthorship: Fleming & Wood, 2018; continent: Central America; country: Costa Rica; countryCode: CR; stateProvince: Guanacaste; county: Sector Cacao; locality: Area de Conservacion Guanacaste; verbatimLocality: Estacion Gongora; verbatimElevation: 570; verbatimLatitude: 10.887; verbatimLongitude: -85.4744; verbatimCoordinateSystem: Decimal; decimalLatitude: 10.887; decimalLongitude: -85.4744; samplingProtocol: Reared from the larva of the Nymphalidae, *Morpho helenor*; verbatimEventDate: 02-Nov-2005; individualID: DHJPAR0005474; individualCount: 1; sex: female; lifeStage: adult; preparations: pinned; catalogNumber: DHJPAR0005474; occurrenceDetails: <http://janzen.sas.upenn.edu>; recordedBy: D.H. Janzen, W. Hallwachs & Manuel Pereira; otherCatalogNumbers: ASTA594-06, 05-SRNP-47688, BOLD:AAA5134; identifiedBy: AJ Fleming; dateIdentified: 2017; language: en; institutionCode: CNC; collectionCode: Insects; basisOfRecord: Pinned Specimen
- u. scientificName: *Hyphantrophaga morphophaga*; phylum: Arthropoda; class: Insecta; order: Diptera; family: Tachinidae; genus: *Hyphantrophaga*; specificEpithet: *morphophaga*; scientificNameAuthorship: Fleming & Wood, 2018; continent: Central America; country: Costa Rica; countryCode: CR; stateProvince: Guanacaste; county: Sector Cacao; locality: Area de Conservacion Guanacaste; verbatimLocality: Sendero Arenales; verbatimElevation: 1080; verbatimLatitude: 10.9247; verbatimLongitude: -85.4674; verbatimCoordinateSystem: Decimal; decimalLatitude: 10.9247; decimalLongitude: -85.4674; samplingProtocol: Reared from the larva of the Nymphalidae, *Morpho catalina*; verbatimEventDate: 22-Mar-2002; individualID: DHJPAR0007356; individualCount: 1; sex: female; lifeStage: adult; preparations: pinned; catalogNumber: DHJPAR0007356; occurrenceDetails: <http://janzen.sas.upenn.edu>; recordedBy: D.H. Janzen, W. Hallwachs & Harry Ramirez; otherCatalogNumbers: ASTAT128-06, 02-SRNP-8033, BOLD:AAA5134; identifiedBy: AJ Fleming; dateIdentified: 2017; language: en; institutionCode: CNC; collectionCode: Insects; basisOfRecord: Pinned Specimen
- v. scientificName: *Hyphantrophaga morphophaga*; phylum: Arthropoda; class: Insecta; order: Diptera; family: Tachinidae; genus: *Hyphantrophaga*; specificEpithet: *morphophaga*; scientificNameAuthorship: Fleming & Wood, 2018; continent: Central America; country: Costa Rica; countryCode: CR; stateProvince: Guanacaste; county: Sector Del Oro; locality: Area de Conservacion Guanacaste; verbatimLocality: Quebrada Romero; verbatimElevation: 490; verbatimLatitude: 11.0052; verbatimLongitude: -85.474; verbatimCoordinateSystem: Decimal; decimalLatitude: 11.0052; decimalLongitude: -85.474; samplingProtocol: Reared from the larva of the Nymphalidae, *Morpho helenor*; verbatimEventDate: 22-Oct-2005; individualID: DHJPAR0007358; individualCount: 1; sex: female; lifeStage: adult; preparations: pinned; catalogNumber: DHJPAR0007358; occurrenceDetails: <http://janzen.sas.upenn.edu>; recordedBy: D.H. Janzen, W. Hallwachs & Elieth Cantillano;

- otherCatalogNumbers: ASTAT130-06, 05-SRNP-23929, BOLD:AAA5134; identifiedBy: AJ Fleming; dateIdentified: 2017; language: en; institutionCode: CNC; collectionCode: Insects; basisOfRecord: Pinned Specimen
- w. scientificName: *Hyphantrophaga morphophaga*; phylum: Arthropoda; class: Insecta; order: Diptera; family: Tachinidae; genus: *Hyphantrophaga*; specificEpithet: *morphophaga*; scientificNameAuthorship: Fleming & Wood, 2018; continent: Central America; country: Costa Rica; countryCode: CR; stateProvince: Guanacaste; county: Sector Santa Elena; locality: Area de Conservacion Guanacaste; verbatimLocality: Quebrada Megalopyge; verbatimElevation: 20; verbatimLatitude: 10.8471; verbatimLongitude: -85.7714; verbatimCoordinateSystem: Decimal; decimalLatitude: 10.8471; decimalLongitude: -85.7714; samplingProtocol: Reared from the larva of the Nymphalidae, *Morpho helenor*; verbatimEventDate: 13-Mar-2003; individualID: DHJPAR0007359; individualCount: 1; sex: female; lifeStage: adult; preparations: pinned; catalogNumber: DHJPAR0007359; occurrenceDetails: <http://janzen.sas.upenn.edu>; recordedBy: D.H. Janzen, W. Hallwachs & Dunia Garcia; otherCatalogNumbers: ASTAT131-06, 03-SRNP-392, BOLD:AAA5134; identifiedBy: AJ Fleming; dateIdentified: 2017; language: en; institutionCode: CNC; collectionCode: Insects; basisOfRecord: Pinned Specimen
- x. scientificName: *Hyphantrophaga morphophaga*; phylum: Arthropoda; class: Insecta; order: Diptera; family: Tachinidae; genus: *Hyphantrophaga*; specificEpithet: *morphophaga*; scientificNameAuthorship: Fleming & Wood, 2018; continent: Central America; country: Costa Rica; countryCode: CR; stateProvince: Guanacaste; county: Sector El Hacha; locality: Area de Conservacion Guanacaste; verbatimLocality: Finca Araya; verbatimElevation: 295; verbatimLatitude: 11.0154; verbatimLongitude: -85.5113; verbatimCoordinateSystem: Decimal; decimalLatitude: 11.0154; decimalLongitude: -85.5113; samplingProtocol: Reared from the larva of the Nymphalidae, *Morpho helenor*; verbatimEventDate: 04-Nov-2002; individualID: DHJPAR0007360; individualCount: 1; sex: female; lifeStage: adult; preparations: pinned; catalogNumber: DHJPAR0007360; occurrenceDetails: <http://janzen.sas.upenn.edu>; recordedBy: D.H. Janzen, W. Hallwachs & Ruth Franco; otherCatalogNumbers: ASTAT132-06, 02-SRNP-30652, BOLD:AAA5134; identifiedBy: AJ Fleming; dateIdentified: 2017; language: en; institutionCode: CNC; collectionCode: Insects; basisOfRecord: Pinned Specimen
- y. scientificName: *Hyphantrophaga morphophaga*; phylum: Arthropoda; class: Insecta; order: Diptera; family: Tachinidae; genus: *Hyphantrophaga*; specificEpithet: *morphophaga*; scientificNameAuthorship: Fleming & Wood, 2018; continent: Central America; country: Costa Rica; countryCode: CR; stateProvince: Guanacaste; county: Sector Cacao; locality: Area de Conservacion Guanacaste; verbatimLocality: Sendero Abajo; verbatimElevation: 1020; verbatimLatitude: 10.9255; verbatimLongitude: -85.4716; verbatimCoordinateSystem: Decimal; decimalLatitude: 10.9255; decimalLongitude: -85.4716; samplingProtocol: Reared from the larva of the Nymphalidae, *Morpho helenor*; verbatimEventDate: 06-Aug-2005; individualID: DHJPAR0007362; individualCount: 1; sex: female; lifeStage: adult; preparations: pinned; catalogNumber: DHJPAR0007362; occurrenceDetails: <http://janzen.sas.upenn.edu>; recordedBy: D.H. Janzen, W. Hallwachs & Harry Ramirez; otherCatalogNumbers: ASTAT134-06, 05-SRNP-35404, BOLD:AAA5134; identifiedBy: AJ Fleming; dateIdentified: 2017; language: en; institutionCode: CNC; collectionCode: Insects; basisOfRecord: Pinned Specimen
- z. scientificName: *Hyphantrophaga morphophaga*; phylum: Arthropoda; class: Insecta; order: Diptera; family: Tachinidae; genus: *Hyphantrophaga*; specificEpithet:

morphophaga; scientificNameAuthorship: Fleming & Wood, 2018; continent: Central America; country: Costa Rica; countryCode: CR; stateProvince: Guanacaste; county: Sector Del Oro; locality: Area de Conservacion Guanacaste; verbatimLocality: Quebrada Romero; verbatimElevation: 490; verbatimLatitude: 11.0052; verbatimLongitude: -85.474; verbatimCoordinateSystem: Decimal; decimalLatitude: 11.0052; decimalLongitude: -85.474; samplingProtocol: Reared from the larva of the Nymphalidae, *Morpho helenor*; verbatimEventDate: 27-Oct-2005; individualID: DHJPAR0007363; individualCount: 1; sex: female; lifeStage: adult; preparations: pinned; catalogNumber: DHJPAR0007363; occurrenceDetails: <http://janzen.sas.upenn.edu>; recordedBy: D.H. Janzen, W. Hallwachs & Elieth Cantillano; otherCatalogNumbers: ASTAT135-06, 05-SRNP-23927, BOLD:AAA5134; identifiedBy: AJ Fleming; dateIdentified: 2017; language: en; institutionCode: CNC; collectionCode: Insects; basisOfRecord: Pinned Specimen

- aa. scientificName: *Hyphantrophaga morphophaga*; phylum: Arthropoda; class: Insecta; order: Diptera; family: Tachinidae; genus: *Hyphantrophaga*; specificEpithet: *morphophaga*; scientificNameAuthorship: Fleming & Wood, 2018; continent: Central America; country: Costa Rica; countryCode: CR; stateProvince: Guanacaste; county: Sector El Hacha; locality: Area de Conservacion Guanacaste; verbatimLocality: Finca Araya; verbatimElevation: 295; verbatimLatitude: 11.0154; verbatimLongitude: -85.5113; verbatimCoordinateSystem: Decimal; decimalLatitude: 11.0154; decimalLongitude: -85.5113; samplingProtocol: Reared from the larva of the Nymphalidae, *Morpho helenor*; verbatimEventDate: 22-Nov-2002; individualID: DHJPAR0007367; individualCount: 1; sex: female; lifeStage: adult; preparations: pinned; catalogNumber: DHJPAR0007367; occurrenceDetails: <http://janzen.sas.upenn.edu>; recordedBy: D.H. Janzen, W. Hallwachs & Lucia Rios; otherCatalogNumbers: ASTAT139-06, 02-SRNP-31434, BOLD:AAA5134; identifiedBy: AJ Fleming; dateIdentified: 2017; language: en; institutionCode: CNC; collectionCode: Insects; basisOfRecord: Pinned Specimen

Other materials:

- a. scientificName: *Hyphantrophaga morphophaga*; phylum: Arthropoda; class: Insecta; order: Diptera; family: Tachinidae; genus: *Hyphantrophaga*; specificEpithet: *morphophaga*; scientificNameAuthorship: Fleming & Wood, 2018; continent: Central America; country: Costa Rica; countryCode: CR; stateProvince: Alajuela; county: Sector San Cristobal; locality: Area de Conservacion Guanacaste; verbatimLocality: Quebrada Garcia; verbatimElevation: 495; verbatimLatitude: 10.8607; verbatimLongitude: -85.4256; verbatimCoordinateSystem: Decimal; decimalLatitude: 10.8607; decimalLongitude: -85.4256; samplingProtocol: Reared from the larva of the Nymphalidae, *Morpho helenor*; verbatimEventDate: 20-Oct-2008; individualID: DHJPAR0029643; individualCount: 1; sex: male; lifeStage: adult; preparations: pinned; catalogNumber: DHJPAR0029643; occurrenceDetails: <http://janzen.sas.upenn.edu>; recordedBy: D.H. Janzen, W. Hallwachs & Elda Araya; otherCatalogNumbers: ASHYM1064-09, 08-SRNP-5341, BOLD:AAA5134; identifiedBy: AJ Fleming; dateIdentified: 2017; language: en; institutionCode: CNC; collectionCode: Insects; basisOfRecord: Pinned Specimen
- b. scientificName: *Hyphantrophaga morphophaga*; phylum: Arthropoda; class: Insecta; order: Diptera; family: Tachinidae; genus: *Hyphantrophaga*; specificEpithet: *morphophaga*; scientificNameAuthorship: Fleming & Wood, 2018; continent: Central America; country: Costa Rica; countryCode: CR; stateProvince: Guanacaste; county: Sector Mundo Nuevo; locality: Area de Conservacion Guanacaste; verbatimLocality:

Vado Zanja Tapada; verbatimElevation: 550; verbatimLatitude: 10.7648; verbatimLongitude: -85.3845; verbatimCoordinateSystem: Decimal; decimalLatitude: 10.7648; decimalLongitude: -85.3845; samplingProtocol: Reared from the larva of the Nymphalidae, *Morpho helenor*; verbatimEventDate: 02-Jan-2009; individualID: DHJPAR0030122; individualCount: 1; sex: male; lifeStage: adult; preparations: pinned; catalogNumber: DHJPAR0030122; occurrenceDetails: <http://janzen.sas.upenn.edu>; recordedBy: D.H. Janzen, W. Hallwachs & Jose Cortez; otherCatalogNumbers: ASHYB866-09, 08-SRNP-58574, BOLD:AAA5134; identifiedBy: AJ Fleming; dateIdentified: 2017; language: en; institutionCode: CNC; collectionCode: Insects; basisOfRecord: Pinned Specimen

- c. scientificName: *Hyphantrophaga morphophaga*; phylum: Arthropoda; class: Insecta; order: Diptera; family: Tachinidae; genus: *Hyphantrophaga*; specificEpithet: *morphophaga*; scientificNameAuthorship: Fleming & Wood, 2018; continent: Central America; country: Costa Rica; countryCode: CR; stateProvince: Guanacaste; county: Sector Del Oro; locality: Area de Conservacion Guanacaste; verbatimLocality: Quebrada Trigal; verbatimElevation: 290; verbatimLatitude: 11.0268; verbatimLongitude: -85.4955; verbatimCoordinateSystem: Decimal; decimalLatitude: 11.0268; decimalLongitude: -85.4955; samplingProtocol: Reared from the larva of the Nymphalidae, *Morpho helenor*; verbatimEventDate: 24-Dec-2012; individualID: DHJPAR0050520; individualCount: 1; sex: male; lifeStage: adult; preparations: pinned; catalogNumber: DHJPAR0050520; occurrenceDetails: <http://janzen.sas.upenn.edu>; recordedBy: D.H. Janzen, W. Hallwachs & Lucia Rios; otherCatalogNumbers: ACGBA3112-13, 12-SRNP-21848, BOLD:AAA5134; identifiedBy: AJ Fleming; dateIdentified: 2017; language: en; institutionCode: CNC; collectionCode: Insects; basisOfRecord: Pinned Specimen
- d. scientificName: *Hyphantrophaga morphophaga*; phylum: Arthropoda; class: Insecta; order: Diptera; family: Tachinidae; genus: *Hyphantrophaga*; specificEpithet: *morphophaga*; scientificNameAuthorship: Fleming & Wood, 2018; continent: Central America; country: Costa Rica; countryCode: CR; stateProvince: Guanacaste; county: Sector Cacao; locality: Area de Conservacion Guanacaste; verbatimLocality: Sendero Abajo; verbatimElevation: 1020; verbatimLatitude: 10.9255; verbatimLongitude: -85.4716; verbatimCoordinateSystem: Decimal; decimalLatitude: 10.9255; decimalLongitude: -85.4716; samplingProtocol: Reared from the larva of the Nymphalidae, *Morpho catalina*; verbatimEventDate: 13-Sep-2001; individualID: DHJPAR0007355; individualCount: 1; sex: male; lifeStage: adult; preparations: pinned; catalogNumber: DHJPAR0007355; occurrenceDetails: <http://janzen.sas.upenn.edu>; recordedBy: D.H. Janzen, W. Hallwachs & Harry Ramirez; otherCatalogNumbers: ASTAT127-06, 01-SRNP-7320.; identifiedBy: AJ Fleming; dateIdentified: 2017; language: en; institutionCode: CNC; collectionCode: Insects; basisOfRecord: Pinned Specimen
- e. scientificName: *Hyphantrophaga morphophaga*; phylum: Arthropoda; class: Insecta; order: Diptera; family: Tachinidae; genus: *Hyphantrophaga*; specificEpithet: *morphophaga*; scientificNameAuthorship: Fleming & Wood, 2018; continent: Central America; country: Costa Rica; countryCode: CR; stateProvince: Guanacaste; county: Sector Del Oro; locality: Area de Conservacion Guanacaste; verbatimLocality: Finca Araya; verbatimElevation: 295; verbatimLatitude: 11.0154; verbatimLongitude: -85.5113; verbatimCoordinateSystem: Decimal; decimalLatitude: 11.0154; decimalLongitude: -85.5113; samplingProtocol: Reared from the larva of the Nymphalidae, *Morpho helenor*; verbatimEventDate: 27-Oct-2014; individualID: DHJPAR0057239; individualCount: 1; sex: male; lifeStage: adult; preparations: pinned;

- catalogNumber: DHJPAR0057239; occurrenceDetails: <http://janzen.sas.upenn.edu>;
 recordedBy: D.H. Janzen, W. Hallwachs & Manuel Rios; otherCatalogNumbers:
 ACGBA5149-15, 14-SRNP-20990, BOLD:AAA5134; identifiedBy: AJ Fleming;
 dateIdentified: 2017; language: en; institutionCode: CNC; collectionCode: Insects;
 basisOfRecord: Pinned Specimen
- f. scientificName: *Hyphantrophaga morphophaga*; phylum: Arthropoda; class: Insecta;
 order: Diptera; family: Tachinidae; genus: *Hyphantrophaga*; specificEpithet:
morphophaga; scientificNameAuthorship: Fleming & Wood, 2018; continent: Central
 America; country: Costa Rica; countryCode: CR; stateProvince: Guanacaste; county:
 Sector Santa Elena; locality: Area de Conservacion Guanacaste; verbatimLocality:
 Casa Potrero Grande; verbatimElevation: 17; verbatimLatitude: 10.8492;
 verbatimLongitude: -85.7731; verbatimCoordinateSystem: Decimal; decimalLatitude:
 10.8492; decimalLongitude: -85.7731; samplingProtocol: Reared from the larva of the
 Nymphalidae, *Morpho helenor*; verbatimEventDate: 11-Nov-2004; individualID:
 DHJPAR0007370; individualCount: 1; sex: male; lifeStage: adult; preparations: pinned;
 catalogNumber: DHJPAR0007370; occurrenceDetails: <http://janzen.sas.upenn.edu>;
 recordedBy: D.H. Janzen, W. Hallwachs & Freddy Quesada; otherCatalogNumbers:
 ASTAT142-06, 04-SRNP-14946, BOLD:AAA5134; identifiedBy: AJ Fleming;
 dateIdentified: 2017; language: en; institutionCode: CNC; collectionCode: Insects;
 basisOfRecord: Pinned Specimen
- g. scientificName: *Hyphantrophaga morphophaga*; phylum: Arthropoda; class: Insecta;
 order: Diptera; family: Tachinidae; genus: *Hyphantrophaga*; specificEpithet:
morphophaga; scientificNameAuthorship: Fleming & Wood, 2018; continent: Central
 America; country: Costa Rica; countryCode: CR; stateProvince: Guanacaste; county:
 Sector Cacao; locality: Area de Conservacion Guanacaste; verbatimLocality:
 Quebrada Otilio; verbatimElevation: 550; verbatimLatitude: 10.89; verbatimLongitude:
 -85.4797; verbatimCoordinateSystem: Decimal; decimalLatitude: 10.89;
 decimalLongitude: -85.4797; samplingProtocol: Reared from the larva of the
 Nymphalidae, *Morpho helenor*; verbatimEventDate: 23-Nov-2004; individualID:
 DHJPAR0007371; individualCount: 1; sex: male; lifeStage: adult; preparations: pinned;
 catalogNumber: DHJPAR0007371; occurrenceDetails: <http://janzen.sas.upenn.edu>;
 recordedBy: D.H. Janzen, W. Hallwachs & Manuel Pereira; otherCatalogNumbers:
 ASTAT143-06, 04-SRNP-49474, BOLD:AAA5134; identifiedBy: AJ Fleming;
 dateIdentified: 2017; language: en; institutionCode: CNC; collectionCode: Insects;
 basisOfRecord: Pinned Specimen
- h. scientificName: *Hyphantrophaga morphophaga*; phylum: Arthropoda; class: Insecta;
 order: Diptera; family: Tachinidae; genus: *Hyphantrophaga*; specificEpithet:
morphophaga; scientificNameAuthorship: Fleming & Wood, 2018; continent: Central
 America; country: Costa Rica; countryCode: CR; stateProvince: Guanacaste; county:
 Sector Cacao; locality: Area de Conservacion Guanacaste; verbatimLocality: Sendero
 Abajo; verbatimElevation: 1020; verbatimLatitude: 10.9255; verbatimLongitude:
 -85.4716; verbatimCoordinateSystem: Decimal; decimalLatitude: 10.9255;
 decimalLongitude: -85.4716; samplingProtocol: Reared from the larva of the
 Nymphalidae, *Morpho helenor*; verbatimEventDate: 17-Dec-2004; individualID:
 DHJPAR0007373; individualCount: 1; sex: male; lifeStage: adult; preparations: pinned;
 catalogNumber: DHJPAR0007373; occurrenceDetails: <http://janzen.sas.upenn.edu>;
 recordedBy: D.H. Janzen, W. Hallwachs & Mariano Pereira; otherCatalogNumbers:
 ASTAT145-06, 04-SRNP-35959, BOLD:AAA5134; identifiedBy: AJ Fleming;
 dateIdentified: 2017; language: en; institutionCode: CNC; collectionCode: Insects;
 basisOfRecord: Pinned Specimen

- i. scientificName: *Hyphantrophaga morphophaga*; phylum: Arthropoda; class: Insecta; order: Diptera; family: Tachinidae; genus: *Hyphantrophaga*; specificEpithet: *morphophaga*; scientificNameAuthorship: Fleming & Wood, 2018; continent: Central America; country: Costa Rica; countryCode: CR; stateProvince: Guanacaste; county: Sector Santa Elena; locality: Area de Conservacion Guanacaste; verbatimLocality: Casa Potrero Grande; verbatimElevation: 17; verbatimLatitude: 10.8492; verbatimLongitude: -85.7731; verbatimCoordinateSystem: Decimal; decimalLatitude: 10.8492; decimalLongitude: -85.7731; samplingProtocol: Reared from the larva of the Nymphalidae, *Morpho helenor*; verbatimEventDate: 05-Oct-2004; individualID: DHJPAR0007377; individualCount: 1; sex: male; lifeStage: adult; preparations: pinned; catalogNumber: DHJPAR0007377; occurrenceDetails: <http://janzen.sas.upenn.edu>; recordedBy: D.H. Janzen, W. Hallwachs & Freddy Quesada; otherCatalogNumbers: ASTAT149-06, 04-SRNP-14354, BOLD:AAA5134; identifiedBy: AJ Fleming; dateIdentified: 2017; language: en; institutionCode: CNC; collectionCode: Insects; basisOfRecord: Pinned Specimen
- j. scientificName: *Hyphantrophaga morphophaga*; phylum: Arthropoda; class: Insecta; order: Diptera; family: Tachinidae; genus: *Hyphantrophaga*; specificEpithet: *morphophaga*; scientificNameAuthorship: Fleming & Wood, 2018; continent: Central America; country: Costa Rica; countryCode: CR; stateProvince: Guanacaste; county: Sector Santa Rosa; locality: Area de Conservacion Guanacaste; verbatimLocality: Bosque Humedo; verbatimElevation: 290; verbatimLatitude: 10.8514; verbatimLongitude: -85.608; verbatimCoordinateSystem: Decimal; decimalLatitude: 10.8514; decimalLongitude: -85.608; samplingProtocol: Reared from the larva of the Nymphalidae, *Morpho helenor*; verbatimEventDate: 28-Dec-2003; individualID: DHJPAR0007383; individualCount: 1; sex: male; lifeStage: adult; preparations: pinned; catalogNumber: DHJPAR0007383; occurrenceDetails: <http://janzen.sas.upenn.edu>; recordedBy: D.H. Janzen, W. Hallwachs & Ruth Franco; otherCatalogNumbers: ASTAT155-06, 03-SRNP-27782, BOLD:AAA5134; identifiedBy: AJ Fleming; dateIdentified: 2017; language: en; institutionCode: CNC; collectionCode: Insects; basisOfRecord: Pinned Specimen
- k. scientificName: *Hyphantrophaga morphophaga*; phylum: Arthropoda; class: Insecta; order: Diptera; family: Tachinidae; genus: *Hyphantrophaga*; specificEpithet: *morphophaga*; scientificNameAuthorship: Fleming & Wood, 2018; continent: Central America; country: Costa Rica; countryCode: CR; stateProvince: Guanacaste; county: Sector Cacao; locality: Area de Conservacion Guanacaste; verbatimLocality: Sendero Segundo; verbatimElevation: 1180; verbatimLatitude: 10.9268; verbatimLongitude: -85.4533; verbatimCoordinateSystem: Decimal; decimalLatitude: 10.9268; decimalLongitude: -85.4533; samplingProtocol: Reared from the larva of the Nymphalidae, *Morpho helenor*; verbatimEventDate: 06-Mar-2004; individualID: DHJPAR0007384; individualCount: 1; sex: male; lifeStage: adult; preparations: pinned; catalogNumber: DHJPAR0007384; occurrenceDetails: <http://janzen.sas.upenn.edu>; recordedBy: D.H. Janzen, W. Hallwachs & Dunia Garcia; otherCatalogNumbers: ASTAT156-06, 04-SRNP-35102, BOLD:AAA5134; identifiedBy: AJ Fleming; dateIdentified: 2017; language: en; institutionCode: CNC; collectionCode: Insects; basisOfRecord: Pinned Specimen
- l. scientificName: *Hyphantrophaga morphophaga*; phylum: Arthropoda; class: Insecta; order: Diptera; family: Tachinidae; genus: *Hyphantrophaga*; specificEpithet: *morphophaga*; scientificNameAuthorship: Fleming & Wood, 2018; continent: Central America; country: Costa Rica; countryCode: CR; stateProvince: Guanacaste; county: Sector Cacao; locality: Area de Conservacion Guanacaste; verbatimLocality: Estacion

Cacao; verbatimElevation: 1150; verbatimLatitude: 10.9269; verbatimLongitude: -85.4682; verbatimCoordinateSystem: Decimal; decimalLatitude: 10.9269; decimalLongitude: -85.4682; samplingProtocol: Reared from the larva of the Nymphalidae, *Morpho helenor*; verbatimEventDate: 23-Nov-2003; individualID: DHJPAR0007385; individualCount: 1; sex: male; lifeStage: adult; preparations: pinned; catalogNumber: DHJPAR0007385; occurrenceDetails: <http://janzen.sas.upenn.edu>; recordedBy: D.H. Janzen, W. Hallwachs & Harry Ramirez; otherCatalogNumbers: ASTAT157-06, 03-SRNP-22589,; identifiedBy: AJ Fleming; dateIdentified: 2017; language: en; institutionCode: CNC; collectionCode: Insects; basisOfRecord: Pinned Specimen

- m. scientificName: *Hyphantrophaga morphophaga*; phylum: Arthropoda; class: Insecta; order: Diptera; family: Tachinidae; genus: *Hyphantrophaga*; specificEpithet: *morphophaga*; scientificNameAuthorship: Fleming & Wood, 2018; continent: Central America; country: Costa Rica; countryCode: CR; stateProvince: Guanacaste; county: Sector Cacao; locality: Area de Conservacion Guanacaste; verbatimLocality: Cuesta Caimito; verbatimElevation: 640; verbatimLatitude: 10.8908; verbatimLongitude: -85.4719; verbatimCoordinateSystem: Decimal; decimalLatitude: 10.8908; decimalLongitude: -85.4719; samplingProtocol: Reared from the larva of the Nymphalidae, *Morpho helenor*; verbatimEventDate: 10-Dec-2002; individualID: DHJPAR0007386; individualCount: 1; sex: male; lifeStage: adult; preparations: pinned; catalogNumber: DHJPAR0007386; occurrenceDetails: <http://janzen.sas.upenn.edu>; recordedBy: D.H. Janzen, W. Hallwachs & Freddy Quesada; otherCatalogNumbers: ASTAT158-06, 02-SRNP-24360, BOLD:AAA5134; identifiedBy: AJ Fleming; dateIdentified: 2017; language: en; institutionCode: CNC; collectionCode: Insects; basisOfRecord: Pinned Specimen
- n. scientificName: *Hyphantrophaga morphophaga*; phylum: Arthropoda; class: Insecta; order: Diptera; family: Tachinidae; genus: *Hyphantrophaga*; specificEpithet: *morphophaga*; scientificNameAuthorship: Fleming & Wood, 2018; continent: Central America; country: Costa Rica; countryCode: CR; stateProvince: Guanacaste; county: Sector Cacao; locality: Area de Conservacion Guanacaste; verbatimLocality: Sendero Arenales; verbatimElevation: 1080; verbatimLatitude: 10.9247; verbatimLongitude: -85.4674; verbatimCoordinateSystem: Decimal; decimalLatitude: 10.9247; decimalLongitude: -85.4674; samplingProtocol: Reared from the larva of the Nymphalidae, *Morpho helenor*; verbatimEventDate: 04-Dec-2003; individualID: DHJPAR0007389; individualCount: 1; sex: male; lifeStage: adult; preparations: pinned; catalogNumber: DHJPAR0007389; occurrenceDetails: <http://janzen.sas.upenn.edu>; recordedBy: D.H. Janzen, W. Hallwachs & Harry Ramirez; otherCatalogNumbers: ASTAT161-06, 03-SRNP-23510, BOLD:AAA5134; identifiedBy: AJ Fleming; dateIdentified: 2017; language: en; institutionCode: CNC; collectionCode: Insects; basisOfRecord: Pinned Specimen
- o. scientificName: *Hyphantrophaga morphophaga*; phylum: Arthropoda; class: Insecta; order: Diptera; family: Tachinidae; genus: *Hyphantrophaga*; specificEpithet: *morphophaga*; scientificNameAuthorship: Fleming & Wood, 2018; continent: Central America; country: Costa Rica; countryCode: CR; stateProvince: Guanacaste; county: Sector Del Oro; locality: Area de Conservacion Guanacaste; verbatimLocality: Quebrada Trigal; verbatimElevation: 290; verbatimLatitude: 11.0268; verbatimLongitude: -85.4955; verbatimCoordinateSystem: Decimal; decimalLatitude: 11.0268; decimalLongitude: -85.4955; samplingProtocol: Reared from the larva of the Nymphalidae, *Morpho helenor*; verbatimEventDate: 21-Oct-2003; individualID: DHJPAR0007391; individualCount: 1; sex: male; lifeStage: adult; preparations: pinned;

- catalogNumber: DHJPAR0007391; occurrenceDetails: <http://janzen.sas.upenn.edu>;
 recordedBy: D.H. Janzen, W. Hallwachs & Dunia Garcia; otherCatalogNumbers:
 ASTAT163-06, 03-SRNP-19784, BOLD:AAA5134; identifiedBy: AJ Fleming;
 dateIdentified: 2017; language: en; institutionCode: CNC; collectionCode: Insects;
 basisOfRecord: Pinned Specimen
- p. scientificName: *Hyphantrophaga morphophaga*; phylum: Arthropoda; class: Insecta;
 order: Diptera; family: Tachinidae; genus: *Hyphantrophaga*; specificEpithet:
morphophaga; scientificNameAuthorship: Fleming & Wood, 2018; continent: Central
 America; country: Costa Rica; countryCode: CR; stateProvince: Guanacaste; county:
 Sector Cacao; locality: Area de Conservacion Guanacaste; verbatimLocality: Sendero
 Ponderosa; verbatimElevation: 1060; verbatimLatitude: 10.9146; verbatimLongitude:
 -85.4626; verbatimCoordinateSystem: Decimal; decimalLatitude: 10.9146;
 decimalLongitude: -85.4626; samplingProtocol: Reared from the larva of the
 Nymphalidae, *Morpho helenor*; verbatimEventDate: 01-Apr-2003; individualID:
 DHJPAR0007392; individualCount: 1; sex: male; lifeStage: adult; preparations: pinned;
 catalogNumber: DHJPAR0007392; occurrenceDetails: <http://janzen.sas.upenn.edu>;
 recordedBy: D.H. Janzen, W. Hallwachs & Mariano Pereira; otherCatalogNumbers:
 ASTAT164-06, 03-SRNP-3015, BOLD:AAA5134; identifiedBy: AJ Fleming;
 dateIdentified: 2017; language: en; institutionCode: CNC; collectionCode: Insects;
 basisOfRecord: Pinned Specimen
- q. scientificName: *Hyphantrophaga morphophaga*; phylum: Arthropoda; class: Insecta;
 order: Diptera; family: Tachinidae; genus: *Hyphantrophaga*; specificEpithet:
morphophaga; scientificNameAuthorship: Fleming & Wood, 2018; continent: Central
 America; country: Costa Rica; countryCode: CR; stateProvince: Guanacaste; county:
 Sector Cacao; locality: Area de Conservacion Guanacaste; verbatimLocality: Sendero
 Abajo; verbatimElevation: 1020; verbatimLatitude: 10.9255; verbatimLongitude:
 -85.4716; verbatimCoordinateSystem: Decimal; decimalLatitude: 10.9255;
 decimalLongitude: -85.4716; samplingProtocol: Reared from the larva of the
 Nymphalidae, *Morpho catalina*; verbatimEventDate: 13-Sep-2001; individualID:
 DHJPAR0007395; individualCount: 1; sex: male; lifeStage: adult; preparations: pinned;
 catalogNumber: DHJPAR0007395; occurrenceDetails: <http://janzen.sas.upenn.edu>;
 recordedBy: D.H. Janzen, W. Hallwachs & Harry Ramirez; otherCatalogNumbers:
 ASTAT167-06, 01-SRNP-7320,; identifiedBy: AJ Fleming; dateIdentified: 2017;
 language: en; institutionCode: CNC; collectionCode: Insects; basisOfRecord: Pinned
 Specimen
- r. scientificName: *Hyphantrophaga morphophaga*; phylum: Arthropoda; class: Insecta;
 order: Diptera; family: Tachinidae; genus: *Hyphantrophaga*; specificEpithet:
morphophaga; scientificNameAuthorship: Fleming & Wood, 2018; continent: Central
 America; country: Costa Rica; countryCode: CR; stateProvince: Guanacaste; county:
 Sector Cacao; locality: Area de Conservacion Guanacaste; verbatimLocality: Sendero
 Circular; verbatimElevation: 1185; verbatimLatitude: 10.9271; verbatimLongitude:
 -85.4668; verbatimCoordinateSystem: Decimal; decimalLatitude: 10.9271;
 decimalLongitude: -85.4668; samplingProtocol: Reared from the larva of the
 Nymphalidae, *Morpho helenor*; verbatimEventDate: 01-Jun-1999; individualID:
 DHJPAR0007399; individualCount: 1; sex: male; lifeStage: adult; preparations: pinned;
 catalogNumber: DHJPAR0007399; occurrenceDetails: <http://janzen.sas.upenn.edu>;
 recordedBy: D.H. Janzen, W. Hallwachs & Mariano Pereira; otherCatalogNumbers:
 ASTAT171-06, 98-SRNP-15802, BOLD:AAA5134; identifiedBy: AJ Fleming;
 dateIdentified: 2017; language: en; institutionCode: CNC; collectionCode: Insects;
 basisOfRecord: Pinned Specimen

- s. scientificName: *Hyphantrophaga morphophaga*; phylum: Arthropoda; class: Insecta; order: Diptera; family: Tachinidae; genus: *Hyphantrophaga*; specificEpithet: *morphophaga*; scientificNameAuthorship: Fleming & Wood, 2018; continent: Central America; country: Costa Rica; countryCode: CR; stateProvince: Guanacaste; county: Sector Cacao; locality: Area de Conservacion Guanacaste; verbatimLocality: Sendero Arenales; verbatimElevation: 1080; verbatimLatitude: 10.9247; verbatimLongitude: -85.4674; verbatimCoordinateSystem: Decimal; decimalLatitude: 10.9247; decimalLongitude: -85.4674; samplingProtocol: Reared from the larva of the Nymphalidae, *Morpho helenor*; verbatimEventDate: 09-Nov-2002; individualID: DHJPAR0007405; individualCount: 1; sex: male; lifeStage: adult; preparations: pinned; catalogNumber: DHJPAR0007405; occurrenceDetails: <http://janzen.sas.upenn.edu>; recordedBy: D.H. Janzen, W. Hallwachs & Mariano Pereira; otherCatalogNumbers: ASTAT177-06, 02-SRNP-23914, BOLD:AAA5134; identifiedBy: AJ Fleming; dateIdentified: 2017; language: en; institutionCode: CNC; collectionCode: Insects; basisOfRecord: Pinned Specimen
- t. scientificName: *Hyphantrophaga morphophaga*; phylum: Arthropoda; class: Insecta; order: Diptera; family: Tachinidae; genus: *Hyphantrophaga*; specificEpithet: *morphophaga*; scientificNameAuthorship: Fleming & Wood, 2018; continent: Central America; country: Costa Rica; countryCode: CR; stateProvince: Guanacaste; county: Sector Cacao; locality: Area de Conservacion Guanacaste; verbatimLocality: Sendero Arenales; verbatimElevation: 1080; verbatimLatitude: 10.9247; verbatimLongitude: -85.4674; verbatimCoordinateSystem: Decimal; decimalLatitude: 10.9247; decimalLongitude: -85.4674; samplingProtocol: Reared from the larva of the Nymphalidae, *Morpho helenor*; verbatimEventDate: 09-Nov-2002; individualID: DHJPAR0007406; individualCount: 1; sex: male; lifeStage: adult; preparations: pinned; catalogNumber: DHJPAR0007406; occurrenceDetails: <http://janzen.sas.upenn.edu>; recordedBy: D.H. Janzen, W. Hallwachs & Mariano Pereira; otherCatalogNumbers: ASTAT178-06, 02-SRNP-23915, BOLD:AAA5134; identifiedBy: AJ Fleming; dateIdentified: 2017; language: en; institutionCode: CNC; collectionCode: Insects; basisOfRecord: Pinned Specimen
- u. scientificName: *Hyphantrophaga morphophaga*; phylum: Arthropoda; class: Insecta; order: Diptera; family: Tachinidae; genus: *Hyphantrophaga*; specificEpithet: *morphophaga*; scientificNameAuthorship: Fleming & Wood, 2018; continent: Central America; country: Costa Rica; countryCode: CR; stateProvince: Guanacaste; county: Sector Cacao; locality: Area de Conservacion Guanacaste; verbatimLocality: Sendero Nayo; verbatimElevation: 1090; verbatimLatitude: 10.9245; verbatimLongitude: -85.4695; verbatimCoordinateSystem: Decimal; decimalLatitude: 10.9245; decimalLongitude: -85.4695; samplingProtocol: Reared from the larva of the Nymphalidae, *Morpho helenor*; verbatimEventDate: 19-Dec-2002; individualID: DHJPAR0007407; individualCount: 1; sex: male; lifeStage: adult; preparations: pinned; catalogNumber: DHJPAR0007407; occurrenceDetails: <http://janzen.sas.upenn.edu>; recordedBy: D.H. Janzen, W. Hallwachs & Freddy Quesada; otherCatalogNumbers: ASTAT179-06, 02-SRNP-24432, BOLD:AAA5134; identifiedBy: AJ Fleming; dateIdentified: 2017; language: en; institutionCode: CNC; collectionCode: Insects; basisOfRecord: Pinned Specimen
- v. scientificName: *Hyphantrophaga morphophaga*; phylum: Arthropoda; class: Insecta; order: Diptera; family: Tachinidae; genus: *Hyphantrophaga*; specificEpithet: *morphophaga*; scientificNameAuthorship: Fleming & Wood, 2018; continent: Central America; country: Costa Rica; countryCode: CR; stateProvince: Guanacaste; county: Sector Del Oro; locality: Area de Conservacion Guanacaste; verbatimLocality:

Quebrada Raiz; verbatimElevation: 280; verbatimLatitude: 11.0287; verbatimLongitude: -85.4867; verbatimCoordinateSystem: Decimal; decimalLatitude: 11.0287; decimalLongitude: -85.4867; samplingProtocol: Reared from the larva of the Nymphalidae, *Morpho helenor*; verbatimEventDate: 20-Oct-2002; individualID: DHJPAR0007408; individualCount: 1; sex: male; lifeStage: adult; preparations: pinned; catalogNumber: DHJPAR0007408; occurrenceDetails: <http://janzen.sas.upenn.edu>; recordedBy: D.H. Janzen, W. Hallwachs & Lucia Rios; otherCatalogNumbers: ASTAT180-06, 02-SRNP-29406, BOLD:AAA5134; identifiedBy: AJ Fleming; dateIdentified: 2017; language: en; institutionCode: CNC; collectionCode: Insects; basisOfRecord: Pinned Specimen

- w. scientificName: *Hyphantrophaga morphophaga*; phylum: Arthropoda; class: Insecta; order: Diptera; family: Tachinidae; genus: *Hyphantrophaga*; specificEpithet: *morphophaga*; scientificNameAuthorship: Fleming & Wood, 2018; continent: Central America; country: Costa Rica; countryCode: CR; stateProvince: Guanacaste; county: Sector Cacao; locality: Area de Conservacion Guanacaste; verbatimLocality: Gongora Bananal; verbatimElevation: 600; verbatimLatitude: 10.8892; verbatimLongitude: -85.4761; verbatimCoordinateSystem: Decimal; decimalLatitude: 10.8892; decimalLongitude: -85.4761; samplingProtocol: Reared from the larva of the Nymphalidae, *Morpho helenor*; verbatimEventDate: 08-Feb-1999; individualID: DHJPAR0007409; individualCount: 1; sex: male; lifeStage: adult; preparations: pinned; catalogNumber: DHJPAR0007409; occurrenceDetails: <http://janzen.sas.upenn.edu>; recordedBy: D.H. Janzen, W. Hallwachs & Bienvenida Chavarria; otherCatalogNumbers: ASTAT181-06, 99-SRNP-947, BOLD:AAA5134; identifiedBy: AJ Fleming; dateIdentified: 2017; language: en; institutionCode: CNC; collectionCode: Insects; basisOfRecord: Pinned Specimen
- x. scientificName: *Hyphantrophaga morphophaga*; phylum: Arthropoda; class: Insecta; order: Diptera; family: Tachinidae; genus: *Hyphantrophaga*; specificEpithet: *morphophaga*; scientificNameAuthorship: Fleming & Wood, 2018; continent: Central America; country: Costa Rica; countryCode: CR; stateProvince: Guanacaste; county: Sector Cacao; locality: Area de Conservacion Guanacaste; verbatimLocality: Sendero Circular; verbatimElevation: 1185; verbatimLatitude: 10.9271; verbatimLongitude: -85.4668; verbatimCoordinateSystem: Decimal; decimalLatitude: 10.9271; decimalLongitude: -85.4668; samplingProtocol: Reared from the larva of the Nymphalidae, *Morpho helenor*; verbatimEventDate: 08-Mar-1999; individualID: DHJPAR0007410; individualCount: 1; sex: male; lifeStage: adult; preparations: pinned; catalogNumber: DHJPAR0007410; occurrenceDetails: <http://janzen.sas.upenn.edu>; recordedBy: D.H. Janzen, W. Hallwachs & Mariano Pereira; otherCatalogNumbers: ASTAT182-06, 99-SRNP-863, BOLD:AAA5134; identifiedBy: AJ Fleming; dateIdentified: 2017; language: en; institutionCode: CNC; collectionCode: Insects; basisOfRecord: Pinned Specimen
- y. scientificName: *Hyphantrophaga morphophaga*; phylum: Arthropoda; class: Insecta; order: Diptera; family: Tachinidae; genus: *Hyphantrophaga*; specificEpithet: *morphophaga*; scientificNameAuthorship: Fleming & Wood, 2018; continent: Central America; country: Costa Rica; countryCode: CR; stateProvince: Guanacaste; county: Sector Cacao; locality: Area de Conservacion Guanacaste; verbatimLocality: Estacion Gongora; verbatimElevation: 570; verbatimLatitude: 10.887; verbatimLongitude: -85.4744; verbatimCoordinateSystem: Decimal; decimalLatitude: 10.887; decimalLongitude: -85.4744; samplingProtocol: Reared from the larva of the Nymphalidae, *Morpho helenor*; verbatimEventDate: 11-Nov-1996; individualID: DHJPAR0007411; individualCount: 1; sex: male; lifeStage: adult; preparations: pinned;

- catalogNumber: DHJPAR0007411; occurrenceDetails: <http://janzen.sas.upenn.edu>;
 recordedBy: D.H. Janzen, W. Hallwachs & gusaneros; otherCatalogNumbers:
 ASTAT183-06, 96-SRNP-11101, BOLD:AAA5134; identifiedBy: AJ Fleming;
 dateIdentified: 2017; language: en; institutionCode: CNC; collectionCode: Insects;
 basisOfRecord: Pinned Specimen
- z. scientificName: *Hyphantrophaga morphophaga*; phylum: Arthropoda; class: Insecta;
 order: Diptera; family: Tachinidae; genus: *Hyphantrophaga*; specificEpithet:
morphophaga; scientificNameAuthorship: Fleming & Wood, 2018; continent: Central
 America; country: Costa Rica; countryCode: CR; stateProvince: Guanacaste; county:
 Sector Pitilla; locality: Area de Conservacion Guanacaste; verbatimLocality: Sendero
 Evangelista; verbatimElevation: 660; verbatimLatitude: 10.9868; verbatimLongitude:
 -85.4208; verbatimCoordinateSystem: Decimal; decimalLatitude: 10.9868;
 decimalLongitude: -85.4208; samplingProtocol: Reared from the larva of the
 Nymphalidae, *Morpho amathonte*; verbatimEventDate: 12-Aug-2004; individualID:
 DHJPAR0011460; individualCount: 1; sex: male; lifeStage: adult; preparations: pinned;
 catalogNumber: DHJPAR0011460; occurrenceDetails: <http://janzen.sas.upenn.edu>;
 recordedBy: D.H. Janzen, W. Hallwachs & Calixto Moraga; otherCatalogNumbers:
 ASTAQ847-06, 04-SRNP-32851, BOLD:AAA5134; identifiedBy: AJ Fleming;
 dateIdentified: 2017; language: en; institutionCode: CNC; collectionCode: Insects;
 basisOfRecord: Pinned Specimen
- aa. scientificName: *Hyphantrophaga morphophaga*; phylum: Arthropoda; class: Insecta;
 order: Diptera; family: Tachinidae; genus: *Hyphantrophaga*; specificEpithet:
morphophaga; scientificNameAuthorship: Fleming & Wood, 2018; continent: Central
 America; country: Costa Rica; countryCode: CR; stateProvince: Guanacaste; county:
 Sector Cacao; locality: Area de Conservacion Guanacaste; verbatimLocality: Gongora
 Bananal; verbatimElevation: 600; verbatimLatitude: 10.8892; verbatimLongitude:
 -85.4761; verbatimCoordinateSystem: Decimal; decimalLatitude: 10.8892;
 decimalLongitude: -85.4761; samplingProtocol: Reared from the larva of the
 Nymphalidae, *Morpho helenor*; verbatimEventDate: 22-Oct-2004; individualID:
 DHJPAR0011462; individualCount: 1; sex: male; lifeStage: adult; preparations: pinned;
 catalogNumber: DHJPAR0011462; occurrenceDetails: <http://janzen.sas.upenn.edu>;
 recordedBy: D.H. Janzen, W. Hallwachs & Dunia Garcia; otherCatalogNumbers:
 ASTAQ849-06, 04-SRNP-48895, BOLD:AAA5134; identifiedBy: AJ Fleming;
 dateIdentified: 2017; language: en; institutionCode: CNC; collectionCode: Insects;
 basisOfRecord: Pinned Specimen
- ab. scientificName: *Hyphantrophaga morphophaga*; phylum: Arthropoda; class: Insecta;
 order: Diptera; family: Tachinidae; genus: *Hyphantrophaga*; specificEpithet:
morphophaga; scientificNameAuthorship: Fleming & Wood, 2018; continent: Central
 America; country: Costa Rica; countryCode: CR; stateProvince: Guanacaste; county:
 Sector Cacao; locality: Area de Conservacion Guanacaste; verbatimLocality: Estacion
 Cacao; verbatimElevation: 1150; verbatimLatitude: 10.9269; verbatimLongitude:
 -85.4682; verbatimCoordinateSystem: Decimal; decimalLatitude: 10.9269;
 decimalLongitude: -85.4682; samplingProtocol: Reared from the larva of the
 Nymphalidae, *Morpho helenor*; verbatimEventDate: 28-Nov-2006; individualID:
 DHJPAR0016681; individualCount: 1; sex: male; lifeStage: adult; preparations: pinned;
 catalogNumber: DHJPAR0016681; occurrenceDetails: <http://janzen.sas.upenn.edu>;
 recordedBy: D.H. Janzen, W. Hallwachs & Manuel Pereira; otherCatalogNumbers:
 ASTAP986-07, 06-SRNP-36610, BOLD:AAA5134; identifiedBy: AJ Fleming;
 dateIdentified: 2017; language: en; institutionCode: CNC; collectionCode: Insects;
 basisOfRecord: Pinned Specimen

- ac. scientificName: *Hyphantrophaga morphophaga*; phylum: Arthropoda; class: Insecta; order: Diptera; family: Tachinidae; genus: *Hyphantrophaga*; specificEpithet: *morphophaga*; scientificNameAuthorship: Fleming & Wood, 2018; continent: Central America; country: Costa Rica; countryCode: CR; stateProvince: Guanacaste; county: Sector Cacao; locality: Area de Conservacion Guanacaste; verbatimLocality: Sendero Arenales; verbatimElevation: 1080; verbatimLatitude: 10.9247; verbatimLongitude: -85.4674; verbatimCoordinateSystem: Decimal; decimalLatitude: 10.9247; decimalLongitude: -85.4674; samplingProtocol: Reared from the larva of the Nymphalidae, *Morpho helenor*; verbatimEventDate: 27-Dec-2006; individualID: DHJPAR0016682; individualCount: 1; sex: male; lifeStage: adult; preparations: pinned; catalogNumber: DHJPAR0016682; occurrenceDetails: <http://janzen.sas.upenn.edu>; recordedBy: D.H. Janzen, W. Hallwachs & Manuel Pereira; otherCatalogNumbers: ASTAP987-07, 06-SRNP-36868, BOLD:AAA5134; identifiedBy: AJ Fleming; dateIdentified: 2017; language: en; institutionCode: CNC; collectionCode: Insects; basisOfRecord: Pinned Specimen
- ad. scientificName: *Hyphantrophaga morphophaga*; phylum: Arthropoda; class: Insecta; order: Diptera; family: Tachinidae; genus: *Hyphantrophaga*; specificEpithet: *morphophaga*; scientificNameAuthorship: Fleming & Wood, 2018; continent: Central America; country: Costa Rica; countryCode: CR; stateProvince: Guanacaste; county: Sector Cacao; locality: Area de Conservacion Guanacaste; verbatimLocality: Sendero Derrumbe; verbatimElevation: 1220; verbatimLatitude: 10.9292; verbatimLongitude: -85.4643; verbatimCoordinateSystem: Decimal; decimalLatitude: 10.9292; decimalLongitude: -85.4643; samplingProtocol: Reared from the larva of the Nymphalidae, *Morpho helenor*; verbatimEventDate: 17-Aug-2007; individualID: DHJPAR0019956; individualCount: 1; sex: male; lifeStage: adult; preparations: pinned; catalogNumber: DHJPAR0019956; occurrenceDetails: <http://janzen.sas.upenn.edu>; recordedBy: D.H. Janzen, W. Hallwachs & Manuel Pereira; otherCatalogNumbers: ASTA1239-07, 07-SRNP-36054, BOLD:AAA5134; identifiedBy: AJ Fleming; dateIdentified: 2017; language: en; institutionCode: CNC; collectionCode: Insects; basisOfRecord: Pinned Specimen
- ae. scientificName: *Hyphantrophaga morphophaga*; phylum: Arthropoda; class: Insecta; order: Diptera; family: Tachinidae; genus: *Hyphantrophaga*; specificEpithet: *morphophaga*; scientificNameAuthorship: Fleming & Wood, 2018; continent: Central America; country: Costa Rica; countryCode: CR; stateProvince: Guanacaste; county: Sector Cacao; locality: Area de Conservacion Guanacaste; verbatimLocality: Sendero Abajo; verbatimElevation: 1020; verbatimLatitude: 10.9255; verbatimLongitude: -85.4716; verbatimCoordinateSystem: Decimal; decimalLatitude: 10.9255; decimalLongitude: -85.4716; samplingProtocol: Reared from the larva of the Nymphalidae, *Morpho helenor*; verbatimEventDate: 23-Dec-2004; individualID: DHJPAR0007369; individualCount: 1; sex: female; lifeStage: adult; preparations: pinned; catalogNumber: DHJPAR0007369; occurrenceDetails: <http://janzen.sas.upenn.edu>; recordedBy: D.H. Janzen, W. Hallwachs & Manuel Pereira; otherCatalogNumbers: ASTAT141-06, 04-SRNP-35956, BOLD:AAA5134; identifiedBy: AJ Fleming; dateIdentified: 2017; language: en; institutionCode: CNC; collectionCode: Insects; basisOfRecord: Pinned Specimen
- af. scientificName: *Hyphantrophaga morphophaga*; phylum: Arthropoda; class: Insecta; order: Diptera; family: Tachinidae; genus: *Hyphantrophaga*; specificEpithet: *morphophaga*; scientificNameAuthorship: Fleming & Wood, 2018; continent: Central America; country: Costa Rica; countryCode: CR; stateProvince: Guanacaste; county: Sector Cacao; locality: Area de Conservacion Guanacaste; verbatimLocality: Gongora

- Bananal; verbatimElevation: 600; verbatimLatitude: 10.8892; verbatimLongitude: -85.4761; verbatimCoordinateSystem: Decimal; decimalLatitude: 10.8892; decimalLongitude: -85.4761; samplingProtocol: Reared from the larva of the Nymphalidae, *Morpho helenor*; verbatimEventDate: 22-Oct-2004; individualID: DHJPAR0007372; individualCount: 1; sex: female; lifeStage: adult; preparations: pinned; catalogNumber: DHJPAR0007372; occurrenceDetails: <http://janzen.sas.upenn.edu>; recordedBy: D.H. Janzen, W. Hallwachs & Dunia Garcia; otherCatalogNumbers: ASTAT144-06, 04-SRNP-48895, BOLD:AAA5134; identifiedBy: AJ Fleming; dateIdentified: 2017; language: en; institutionCode: CNC; collectionCode: Insects; basisOfRecord: Pinned Specimen
- ag. scientificName: *Hyphantrophaga morphophaga*; phylum: Arthropoda; class: Insecta; order: Diptera; family: Tachinidae; genus: *Hyphantrophaga*; specificEpithet: *morphophaga*; scientificNameAuthorship: Fleming & Wood, 2018; continent: Central America; country: Costa Rica; countryCode: CR; stateProvince: Guanacaste; county: Sector Cacao; locality: Area de Conservacion Guanacaste; verbatimLocality: Gongora Bananal; verbatimElevation: 600; verbatimLatitude: 10.8892; verbatimLongitude: -85.4761; verbatimCoordinateSystem: Decimal; decimalLatitude: 10.8892; decimalLongitude: -85.4761; samplingProtocol: Reared from the larva of the Nymphalidae, *Morpho helenor*; verbatimEventDate: 30-Oct-2005; individualID: DHJPAR0007375; individualCount: 1; sex: female; lifeStage: adult; preparations: pinned; catalogNumber: DHJPAR0007375; occurrenceDetails: <http://janzen.sas.upenn.edu>; recordedBy: D.H. Janzen, W. Hallwachs & Harry Ramirez; otherCatalogNumbers: ASTAT147-06, 05-SRNP-48498, BOLD:AAA5134; identifiedBy: AJ Fleming; dateIdentified: 2017; language: en; institutionCode: CNC; collectionCode: Insects; basisOfRecord: Pinned Specimen
- ah. scientificName: *Hyphantrophaga morphophaga*; phylum: Arthropoda; class: Insecta; order: Diptera; family: Tachinidae; genus: *Hyphantrophaga*; specificEpithet: *morphophaga*; scientificNameAuthorship: Fleming & Wood, 2018; continent: Central America; country: Costa Rica; countryCode: CR; stateProvince: Guanacaste; county: Sector Cacao; locality: Area de Conservacion Guanacaste; verbatimLocality: Estacion Gongora; verbatimElevation: 570; verbatimLatitude: 10.887; verbatimLongitude: -85.4744; verbatimCoordinateSystem: Decimal; decimalLatitude: 10.887; decimalLongitude: -85.4744; samplingProtocol: Reared from the larva of the Nymphalidae, *Morpho helenor*; verbatimEventDate: 28-Oct-2005; individualID: DHJPAR0007376; individualCount: 1; sex: female; lifeStage: adult; preparations: pinned; catalogNumber: DHJPAR0007376; occurrenceDetails: <http://janzen.sas.upenn.edu>; recordedBy: D.H. Janzen, W. Hallwachs & Dunia Garcia; otherCatalogNumbers: ASTAT148-06, 05-SRNP-47741, BOLD:AAA5134; identifiedBy: AJ Fleming; dateIdentified: 2017; language: en; institutionCode: CNC; collectionCode: Insects; basisOfRecord: Pinned Specimen
- ai. scientificName: *Hyphantrophaga morphophaga*; phylum: Arthropoda; class: Insecta; order: Diptera; family: Tachinidae; genus: *Hyphantrophaga*; specificEpithet: *morphophaga*; scientificNameAuthorship: Fleming & Wood, 2018; continent: Central America; country: Costa Rica; countryCode: CR; stateProvince: Guanacaste; county: Sector Cacao; locality: Area de Conservacion Guanacaste; verbatimLocality: Gongora Bananal; verbatimElevation: 600; verbatimLatitude: 10.8892; verbatimLongitude: -85.4761; verbatimCoordinateSystem: Decimal; decimalLatitude: 10.8892; decimalLongitude: -85.4761; samplingProtocol: Reared from the larva of the Nymphalidae, *Morpho helenor*; verbatimEventDate: 19-Oct-2004; individualID: DHJPAR0007378; individualCount: 1; sex: female; lifeStage: adult; preparations:

- pinned; catalogNumber: DHJPAR0007378; occurrenceDetails: <http://janzen.sas.upenn.edu>; recordedBy: D.H. Janzen, W. Hallwachs & Dunia Garcia; otherCatalogNumbers: ASTAT150-06, 04-SRNP-48894, BOLD:AAA5134; identifiedBy: AJ Fleming; dateIdentified: 2017; language: en; institutionCode: CNC; collectionCode: Insects; basisOfRecord: Pinned Specimen
- aj. scientificName: *Hyphantrophaga morphophaga*; phylum: Arthropoda; class: Insecta; order: Diptera; family: Tachinidae; genus: *Hyphantrophaga*; specificEpithet: *morphophaga*; scientificNameAuthorship: Fleming & Wood, 2018; continent: Central America; country: Costa Rica; countryCode: CR; stateProvince: Guanacaste; county: Sector Cacao; locality: Area de Conservacion Guanacaste; verbatimLocality: Cuesta Caimito; verbatimElevation: 640; verbatimLatitude: 10.8908; verbatimLongitude: -85.4719; verbatimCoordinateSystem: Decimal; decimalLatitude: 10.8908; decimalLongitude: -85.4719; samplingProtocol: Reared from the larva of the Nymphalidae, *Morpho helenor*; verbatimEventDate: 10-Dec-2002; individualID: DHJPAR0007379; individualCount: 1; sex: female; lifeStage: adult; preparations: pinned; catalogNumber: DHJPAR0007379; occurrenceDetails: <http://janzen.sas.upenn.edu>; recordedBy: D.H. Janzen, W. Hallwachs & Freddy Quesada; otherCatalogNumbers: ASTAT151-06, 02-SRNP-24360, BOLD:AAA5134; identifiedBy: AJ Fleming; dateIdentified: 2017; language: en; institutionCode: CNC; collectionCode: Insects; basisOfRecord: Pinned Specimen
- ak. scientificName: *Hyphantrophaga morphophaga*; phylum: Arthropoda; class: Insecta; order: Diptera; family: Tachinidae; genus: *Hyphantrophaga*; specificEpithet: *morphophaga*; scientificNameAuthorship: Fleming & Wood, 2018; continent: Central America; country: Costa Rica; countryCode: CR; stateProvince: Guanacaste; county: Sector Cacao; locality: Area de Conservacion Guanacaste; verbatimLocality: Sendero Arenales; verbatimElevation: 1080; verbatimLatitude: 10.9247; verbatimLongitude: -85.4674; verbatimCoordinateSystem: Decimal; decimalLatitude: 10.9247; decimalLongitude: -85.4674; samplingProtocol: Reared from the larva of the Nymphalidae, *Morpho helenor*; verbatimEventDate: 24-Mar-2004; individualID: DHJPAR0007380; individualCount: 1; sex: female; lifeStage: adult; preparations: pinned; catalogNumber: DHJPAR0007380; occurrenceDetails: <http://janzen.sas.upenn.edu>; recordedBy: D.H. Janzen, W. Hallwachs & Dunia Garcia; otherCatalogNumbers: ASTAT152-06, 03-SRNP-23856, BOLD:AAA5134; identifiedBy: AJ Fleming; dateIdentified: 2017; language: en; institutionCode: CNC; collectionCode: Insects; basisOfRecord: Pinned Specimen
- al. scientificName: *Hyphantrophaga morphophaga*; phylum: Arthropoda; class: Insecta; order: Diptera; family: Tachinidae; genus: *Hyphantrophaga*; specificEpithet: *morphophaga*; scientificNameAuthorship: Fleming & Wood, 2018; continent: Central America; country: Costa Rica; countryCode: CR; stateProvince: Guanacaste; county: Sector Cacao; locality: Area de Conservacion Guanacaste; verbatimLocality: Sendero Derrumbe; verbatimElevation: 1220; verbatimLatitude: 10.9292; verbatimLongitude: -85.4643; verbatimCoordinateSystem: Decimal; decimalLatitude: 10.9292; decimalLongitude: -85.4643; samplingProtocol: Reared from the larva of the Nymphalidae, *Morpho helenor*; verbatimEventDate: 05-Dec-2002; individualID: DHJPAR0007381; individualCount: 1; sex: female; lifeStage: adult; preparations: pinned; catalogNumber: DHJPAR0007381; occurrenceDetails: <http://janzen.sas.upenn.edu>; recordedBy: D.H. Janzen, W. Hallwachs & Harry Ramirez; otherCatalogNumbers: ASTAT153-06, 02-SRNP-24376, BOLD:AAA5134; identifiedBy: AJ Fleming; dateIdentified: 2017; language: en; institutionCode: CNC; collectionCode: Insects; basisOfRecord: Pinned Specimen

- am. scientificName: *Hyphantrophaga morphophaga*; phylum: Arthropoda; class: Insecta; order: Diptera; family: Tachinidae; genus: *Hyphantrophaga*; specificEpithet: *morphophaga*; scientificNameAuthorship: Fleming & Wood, 2018; continent: Central America; country: Costa Rica; countryCode: CR; stateProvince: Guanacaste; county: Sector Cacao; locality: Area de Conservacion Guanacaste; verbatimLocality: Sendero Arenales; verbatimElevation: 1080; verbatimLatitude: 10.9247; verbatimLongitude: -85.4674; verbatimCoordinateSystem: Decimal; decimalLatitude: 10.9247; decimalLongitude: -85.4674; samplingProtocol: Reared from the larva of the Nymphalidae, *Morpho helenor*; verbatimEventDate: 15-Jan-1998; individualID: DHJPAR0007387; individualCount: 1; sex: female; lifeStage: adult; preparations: pinned; catalogNumber: DHJPAR0007387; occurrenceDetails: <http://janzen.sas.upenn.edu>; recordedBy: D.H. Janzen, W. Hallwachs & Roster Moraga; otherCatalogNumbers: ASTAT159-06, 97-SRNP-11061, BOLD:AAA5134; identifiedBy: AJ Fleming; dateIdentified: 2017; language: en; institutionCode: CNC; collectionCode: Insects; basisOfRecord: Pinned Specimen
- an. scientificName: *Hyphantrophaga morphophaga*; phylum: Arthropoda; class: Insecta; order: Diptera; family: Tachinidae; genus: *Hyphantrophaga*; specificEpithet: *morphophaga*; scientificNameAuthorship: Fleming & Wood, 2018; continent: Central America; country: Costa Rica; countryCode: CR; stateProvince: Guanacaste; county: Sector Cacao; locality: Area de Conservacion Guanacaste; verbatimLocality: Sendero Arenales; verbatimElevation: 1080; verbatimLatitude: 10.9247; verbatimLongitude: -85.4674; verbatimCoordinateSystem: Decimal; decimalLatitude: 10.9247; decimalLongitude: -85.4674; samplingProtocol: Reared from the larva of the Nymphalidae, *Morpho helenor*; verbatimEventDate: 18-Nov-2003; individualID: DHJPAR0007388; individualCount: 1; sex: female; lifeStage: adult; preparations: pinned; catalogNumber: DHJPAR0007388; occurrenceDetails: <http://janzen.sas.upenn.edu>; recordedBy: D.H. Janzen, W. Hallwachs & Harry Ramirez; otherCatalogNumbers: ASTAT160-06, 03-SRNP-23698, BOLD:AAA5134; identifiedBy: AJ Fleming; dateIdentified: 2017; language: en; institutionCode: CNC; collectionCode: Insects; basisOfRecord: Pinned Specimen
- ao. scientificName: *Hyphantrophaga morphophaga*; phylum: Arthropoda; class: Insecta; order: Diptera; family: Tachinidae; genus: *Hyphantrophaga*; specificEpithet: *morphophaga*; scientificNameAuthorship: Fleming & Wood, 2018; continent: Central America; country: Costa Rica; countryCode: CR; stateProvince: Guanacaste; county: Sector Cacao; locality: Area de Conservacion Guanacaste; verbatimLocality: Sendero Ponderosa; verbatimElevation: 1060; verbatimLatitude: 10.9146; verbatimLongitude: -85.4626; verbatimCoordinateSystem: Decimal; decimalLatitude: 10.9146; decimalLongitude: -85.4626; samplingProtocol: Reared from the larva of the Nymphalidae, *Morpho helenor*; verbatimEventDate: 09-Dec-2003; individualID: DHJPAR0007390; individualCount: 1; sex: female; lifeStage: adult; preparations: pinned; catalogNumber: DHJPAR0007390; occurrenceDetails: <http://janzen.sas.upenn.edu>; recordedBy: D.H. Janzen, W. Hallwachs & Harry Ramirez; otherCatalogNumbers: ASTAT162-06, 03-SRNP-23364, BOLD:AAA5134; identifiedBy: AJ Fleming; dateIdentified: 2017; language: en; institutionCode: CNC; collectionCode: Insects; basisOfRecord: Pinned Specimen
- ap. scientificName: *Hyphantrophaga morphophaga*; phylum: Arthropoda; class: Insecta; order: Diptera; family: Tachinidae; genus: *Hyphantrophaga*; specificEpithet: *morphophaga*; scientificNameAuthorship: Fleming & Wood, 2018; continent: Central America; country: Costa Rica; countryCode: CR; stateProvince: Guanacaste; county: Sector Cacao; locality: Area de Conservacion Guanacaste; verbatimLocality: Sendero

- Nayo; verbatimElevation: 1090; verbatimLatitude: 10.9245; verbatimLongitude: -85.4695; verbatimCoordinateSystem: Decimal; decimalLatitude: 10.9245; decimalLongitude: -85.4695; samplingProtocol: Reared from the larva of the Nymphalidae, *Morpho helenor*; verbatimEventDate: 20-May-2003; individualID: DHJPAR0007393; individualCount: 1; sex: female; lifeStage: adult; preparations: pinned; catalogNumber: DHJPAR0007393; occurrenceDetails: <http://janzen.sas.upenn.edu>; recordedBy: D.H. Janzen, W. Hallwachs & Freddy Quesada; otherCatalogNumbers: ASTAT165-06, 03-SRNP-3816, BOLD:AAA5134; identifiedBy: AJ Fleming; dateIdentified: 2017; language: en; institutionCode: CNC; collectionCode: Insects; basisOfRecord: Pinned Specimen
- aq. scientificName: *Hyphantrophaga morphophaga*; phylum: Arthropoda; class: Insecta; order: Diptera; family: Tachinidae; genus: *Hyphantrophaga*; specificEpithet: *morphophaga*; scientificNameAuthorship: Fleming & Wood, 2018; continent: Central America; country: Costa Rica; countryCode: CR; stateProvince: Guanacaste; county: Sector Cacao; locality: Area de Conservacion Guanacaste; verbatimLocality: Sendero Arenales; verbatimElevation: 1080; verbatimLatitude: 10.9247; verbatimLongitude: -85.4674; verbatimCoordinateSystem: Decimal; decimalLatitude: 10.9247; decimalLongitude: -85.4674; samplingProtocol: Reared from the larva of the Nymphalidae, *Morpho helenor*; verbatimEventDate: 07-Aug-2001; individualID: DHJPAR0007394; individualCount: 1; sex: female; lifeStage: adult; preparations: pinned; catalogNumber: DHJPAR0007394; occurrenceDetails: <http://janzen.sas.upenn.edu>; recordedBy: D.H. Janzen, W. Hallwachs & Mariano Pereira; otherCatalogNumbers: ASTAT166-06, 01-SRNP-6970, BOLD:AAA5134; identifiedBy: AJ Fleming; dateIdentified: 2017; language: en; institutionCode: CNC; collectionCode: Insects; basisOfRecord: Pinned Specimen
- ar. scientificName: *Hyphantrophaga morphophaga*; phylum: Arthropoda; class: Insecta; order: Diptera; family: Tachinidae; genus: *Hyphantrophaga*; specificEpithet: *morphophaga*; scientificNameAuthorship: Fleming & Wood, 2018; continent: Central America; country: Costa Rica; countryCode: CR; stateProvince: Guanacaste; county: Sector Cacao; locality: Area de Conservacion Guanacaste; verbatimLocality: Sendero Salto; verbatimElevation: 1000; verbatimLatitude: 10.9302; verbatimLongitude: -85.4694; verbatimCoordinateSystem: Decimal; decimalLatitude: 10.9302; decimalLongitude: -85.4694; samplingProtocol: Reared from the larva of the Nymphalidae, *Morpho helenor*; verbatimEventDate: 16-Nov-1998; individualID: DHJPAR0007396; individualCount: 1; sex: female; lifeStage: adult; preparations: pinned; catalogNumber: DHJPAR0007396; occurrenceDetails: <http://janzen.sas.upenn.edu>; recordedBy: D.H. Janzen, W. Hallwachs & Harry Ramirez; otherCatalogNumbers: ASTAT168-06, 98-SRNP-15571, BOLD:AAA5134; identifiedBy: AJ Fleming; dateIdentified: 2017; language: en; institutionCode: CNC; collectionCode: Insects; basisOfRecord: Pinned Specimen
- as. scientificName: *Hyphantrophaga morphophaga*; phylum: Arthropoda; class: Insecta; order: Diptera; family: Tachinidae; genus: *Hyphantrophaga*; specificEpithet: *morphophaga*; scientificNameAuthorship: Fleming & Wood, 2018; continent: Central America; country: Costa Rica; countryCode: CR; stateProvince: Guanacaste; county: Sector Cacao; locality: Area de Conservacion Guanacaste; verbatimLocality: Sendero Toma Agua; verbatimElevation: 1140; verbatimLatitude: 10.9285; verbatimLongitude: -85.4668; verbatimCoordinateSystem: Decimal; decimalLatitude: 10.9285; decimalLongitude: -85.4668; samplingProtocol: Reared from the larva of the Nymphalidae, *Morpho helenor*; verbatimEventDate: 15-Dec-1998; individualID: DHJPAR0007397; individualCount: 1; sex: female; lifeStage: adult; preparations:

- pinned; catalogNumber: DHJPAR0007397; occurrenceDetails: <http://janzen.sas.upenn.edu>; recordedBy: D.H. Janzen, W. Hallwachs & Mariano Pereira; otherCatalogNumbers: ASTAT169-06, 98-SRNP-15774, BOLD:AAA5134; identifiedBy: AJ Fleming; dateIdentified: 2017; language: en; institutionCode: CNC; collectionCode: Insects; basisOfRecord: Pinned Specimen
- at. scientificName: *Hyphantrophaga morphophaga*; phylum: Arthropoda; class: Insecta; order: Diptera; family: Tachinidae; genus: *Hyphantrophaga*; specificEpithet: *morphophaga*; scientificNameAuthorship: Fleming & Wood, 2018; continent: Central America; country: Costa Rica; countryCode: CR; stateProvince: Guanacaste; county: Sector Cacao; locality: Area de Conservacion Guanacaste; verbatimLocality: Sendero Arenales; verbatimElevation: 1080; verbatimLatitude: 10.9247; verbatimLongitude: -85.4674; verbatimCoordinateSystem: Decimal; decimalLatitude: 10.9247; decimalLongitude: -85.4674; samplingProtocol: Reared from the larva of the Nymphalidae, *Morpho helenor*; verbatimEventDate: 20-Jan-1999; individualID: DHJPAR0007398; individualCount: 1; sex: female; lifeStage: adult; preparations: pinned; catalogNumber: DHJPAR0007398; occurrenceDetails: <http://janzen.sas.upenn.edu>; recordedBy: D.H. Janzen, W. Hallwachs & Harry Ramirez; otherCatalogNumbers: ASTAT170-06, 98-SRNP-15738, BOLD:AAA5134; identifiedBy: AJ Fleming; dateIdentified: 2017; language: en; institutionCode: CNC; collectionCode: Insects; basisOfRecord: Pinned Specimen
- au. scientificName: *Hyphantrophaga morphophaga*; phylum: Arthropoda; class: Insecta; order: Diptera; family: Tachinidae; genus: *Hyphantrophaga*; specificEpithet: *morphophaga*; scientificNameAuthorship: Fleming & Wood, 2018; continent: Central America; country: Costa Rica; countryCode: CR; stateProvince: Guanacaste; county: Sector Cacao; locality: Area de Conservacion Guanacaste; verbatimLocality: Sendero Derrumbe; verbatimElevation: 1220; verbatimLatitude: 10.9292; verbatimLongitude: -85.4643; verbatimCoordinateSystem: Decimal; decimalLatitude: 10.9292; decimalLongitude: -85.4643; samplingProtocol: Reared from the larva of the Nymphalidae, *Morpho helenor*; verbatimEventDate: 20-Aug-2002; individualID: DHJPAR0007400; individualCount: 1; sex: female; lifeStage: adult; preparations: pinned; catalogNumber: DHJPAR0007400; occurrenceDetails: <http://janzen.sas.upenn.edu>; recordedBy: D.H. Janzen, W. Hallwachs & Freddy Quesada; otherCatalogNumbers: ASTAT172-06, 02-SRNP-23313; identifiedBy: AJ Fleming; dateIdentified: 2017; language: en; institutionCode: CNC; collectionCode: Insects; basisOfRecord: Pinned Specimen
- av. scientificName: *Hyphantrophaga morphophaga*; phylum: Arthropoda; class: Insecta; order: Diptera; family: Tachinidae; genus: *Hyphantrophaga*; specificEpithet: *morphophaga*; scientificNameAuthorship: Fleming & Wood, 2018; continent: Central America; country: Costa Rica; countryCode: CR; stateProvince: Guanacaste; county: Sector Cacao; locality: Area de Conservacion Guanacaste; verbatimLocality: Sendero Arenales; verbatimElevation: 1080; verbatimLatitude: 10.9247; verbatimLongitude: -85.4674; verbatimCoordinateSystem: Decimal; decimalLatitude: 10.9247; decimalLongitude: -85.4674; samplingProtocol: Reared from the larva of the Nymphalidae, *Morpho helenor*; verbatimEventDate: 24-Feb-1999; individualID: DHJPAR0007401; individualCount: 1; sex: female; lifeStage: adult; preparations: pinned; catalogNumber: DHJPAR0007401; occurrenceDetails: <http://janzen.sas.upenn.edu>; recordedBy: D.H. Janzen, W. Hallwachs & Mariano Pereira; otherCatalogNumbers: ASTAT173-06, 98-SRNP-15851, BOLD:AAA5134; identifiedBy: AJ Fleming; dateIdentified: 2017; language: en; institutionCode: CNC; collectionCode: Insects; basisOfRecord: Pinned Specimen

- aw. scientificName: *Hyphantrophaga morphophaga*; phylum: Arthropoda; class: Insecta; order: Diptera; family: Tachinidae; genus: *Hyphantrophaga*; specificEpithet: *morphophaga*; scientificNameAuthorship: Fleming & Wood, 2018; continent: Central America; country: Costa Rica; countryCode: CR; stateProvince: Guanacaste; county: Sector Cacao; locality: Area de Conservacion Guanacaste; verbatimLocality: Sendero Arenales; verbatimElevation: 1080; verbatimLatitude: 10.9247; verbatimLongitude: -85.4674; verbatimCoordinateSystem: Decimal; decimalLatitude: 10.9247; decimalLongitude: -85.4674; samplingProtocol: Reared from the larva of the Nymphalidae, *Morpho helenor*; verbatimEventDate: 06-Feb-1999; individualID: DHJPAR0007402; individualCount: 1; sex: female; lifeStage: adult; preparations: pinned; catalogNumber: DHJPAR0007402; occurrenceDetails: <http://janzen.sas.upenn.edu>; recordedBy: D.H. Janzen, W. Hallwachs & Mariano Pereira; otherCatalogNumbers: ASTAT174-06, 99-SRNP-568, BOLD:AAA5134; identifiedBy: AJ Fleming; dateIdentified: 2017; language: en; institutionCode: CNC; collectionCode: Insects; basisOfRecord: Pinned Specimen
- ax. scientificName: *Hyphantrophaga morphophaga*; phylum: Arthropoda; class: Insecta; order: Diptera; family: Tachinidae; genus: *Hyphantrophaga*; specificEpithet: *morphophaga*; scientificNameAuthorship: Fleming & Wood, 2018; continent: Central America; country: Costa Rica; countryCode: CR; stateProvince: Guanacaste; county: Sector Del Oro; locality: Area de Conservacion Guanacaste; verbatimLocality: Puente Mena; verbatimElevation: 280; verbatimLatitude: 11.0456; verbatimLongitude: -85.4574; verbatimCoordinateSystem: Decimal; decimalLatitude: 11.0456; decimalLongitude: -85.4574; samplingProtocol: Reared from the larva of the Nymphalidae, *Morpho helenor*; verbatimEventDate: 15-Nov-2002; individualID: DHJPAR0007403; individualCount: 1; sex: female; lifeStage: adult; preparations: pinned; catalogNumber: DHJPAR0007403; occurrenceDetails: <http://janzen.sas.upenn.edu>; recordedBy: D.H. Janzen, W. Hallwachs & Lucia Rios; otherCatalogNumbers: ASTAT175-06, 02-SRNP-30889, BOLD:AAA5134; identifiedBy: AJ Fleming; dateIdentified: 2017; language: en; institutionCode: CNC; collectionCode: Insects; basisOfRecord: Pinned Specimen
- ay. scientificName: *Hyphantrophaga morphophaga*; phylum: Arthropoda; class: Insecta; order: Diptera; family: Tachinidae; genus: *Hyphantrophaga*; specificEpithet: *morphophaga*; scientificNameAuthorship: Fleming & Wood, 2018; continent: Central America; country: Costa Rica; countryCode: CR; stateProvince: Guanacaste; county: Sector Santa Rosa; locality: Area de Conservacion Guanacaste; verbatimLocality: Bosque San Emilio; verbatimElevation: 300; verbatimLatitude: 10.8439; verbatimLongitude: -85.6138; verbatimCoordinateSystem: Decimal; decimalLatitude: 10.8439; decimalLongitude: -85.6138; samplingProtocol: Reared from the larva of the Nymphalidae, *Morpho helenor*; verbatimEventDate: 11-May-1996; individualID: DHJPAR0007404; individualCount: 1; sex: female; lifeStage: adult; preparations: pinned; catalogNumber: DHJPAR0007404; occurrenceDetails: <http://janzen.sas.upenn.edu>; recordedBy: D.H. Janzen, W. Hallwachs & gusaneros; otherCatalogNumbers: ASTAT176-06, 96-SRNP-11367.; identifiedBy: AJ Fleming; dateIdentified: 2017; language: en; institutionCode: CNC; collectionCode: Insects; basisOfRecord: Pinned Specimen
- az. scientificName: *Hyphantrophaga morphophaga*; phylum: Arthropoda; class: Insecta; order: Diptera; family: Tachinidae; genus: *Hyphantrophaga*; specificEpithet: *morphophaga*; scientificNameAuthorship: Fleming & Wood, 2018; continent: Central America; country: Costa Rica; countryCode: CR; stateProvince: Guanacaste; county: Sector Mundo Nuevo; locality: Area de Conservacion Guanacaste; verbatimLocality:

- Sendero Mora; verbatimElevation: 480; verbatimLatitude: 10.7683; verbatimLongitude: -85.4257; verbatimCoordinateSystem: Decimal; decimalLatitude: 10.7683; decimalLongitude: -85.4257; samplingProtocol: Reared from the larva of the Nymphalidae, *Morpho helenor*; verbatimEventDate: 17-Aug-2007; individualID: DHJPAR0019953; individualCount: 1; sex: female; lifeStage: adult; preparations: pinned; catalogNumber: DHJPAR0019953; occurrenceDetails: <http://janzen.sas.upenn.edu>; recordedBy: D.H. Janzen, W. Hallwachs & Jose Cortez; otherCatalogNumbers: ASTA1236-07, 07-SRNP-58222, BOLD:AAA5134; identifiedBy: AJ Fleming; dateIdentified: 2017; language: en; institutionCode: CNC; collectionCode: Insects; basisOfRecord: Pinned Specimen
- ba. scientificName: *Hyphantrophaga morphophaga*; phylum: Arthropoda; class: Insecta; order: Diptera; family: Tachinidae; genus: *Hyphantrophaga*; specificEpithet: *morphophaga*; scientificNameAuthorship: Fleming & Wood, 2018; continent: Central America; country: Costa Rica; countryCode: CR; stateProvince: Guanacaste; county: Sector Mundo Nuevo; locality: Area de Conservacion Guanacaste; verbatimLocality: Quebrada Tibio Perla; verbatimElevation: 330; verbatimLatitude: 10.7626; verbatimLongitude: -85.4298; verbatimCoordinateSystem: Decimal; decimalLatitude: 10.7626; decimalLongitude: -85.4298; samplingProtocol: Reared from the larva of the Nymphalidae, *Morpho helenor*; verbatimEventDate: 29-Jul-2007; individualID: DHJPAR0020952; individualCount: 1; sex: female; lifeStage: adult; preparations: pinned; catalogNumber: DHJPAR0020952; occurrenceDetails: <http://janzen.sas.upenn.edu>; recordedBy: D.H. Janzen, W. Hallwachs & Jose Alberto Sanchez; otherCatalogNumbers: ASTA1295-07, 07-SRNP-57297, BOLD:AAA5134; identifiedBy: AJ Fleming; dateIdentified: 2017; language: en; institutionCode: CNC; collectionCode: Insects; basisOfRecord: Pinned Specimen
- bb. scientificName: *Hyphantrophaga morphophaga*; phylum: Arthropoda; class: Insecta; order: Diptera; family: Tachinidae; genus: *Hyphantrophaga*; specificEpithet: *morphophaga*; scientificNameAuthorship: Fleming & Wood, 2018; continent: Central America; country: Costa Rica; countryCode: CR; stateProvince: Guanacaste; county: Sector Cacao; locality: Area de Conservacion Guanacaste; verbatimLocality: Sendero Abajo; verbatimElevation: 1020; verbatimLatitude: 10.9255; verbatimLongitude: -85.4716; verbatimCoordinateSystem: Decimal; decimalLatitude: 10.9255; decimalLongitude: -85.4716; samplingProtocol: Reared from the larva of the Nymphalidae, *Morpho helenor*; verbatimEventDate: 17-Dec-2004; individualID: DHJPAR0007374; individualCount: 1; lifeStage: adult; preparations: pinned; catalogNumber: DHJPAR0007374; occurrenceDetails: <http://janzen.sas.upenn.edu>; recordedBy: D.H. Janzen, W. Hallwachs & Mariano Pereira; otherCatalogNumbers: ASTAT146-06, 04-SRNP-35960, BOLD:AAA5134; identifiedBy: AJ Fleming; dateIdentified: 2017; language: en; institutionCode: CNC; collectionCode: Insects; basisOfRecord: Pinned Specimen
- bc. scientificName: *Hyphantrophaga morphophaga*; phylum: Arthropoda; class: Insecta; order: Diptera; family: Tachinidae; genus: *Hyphantrophaga*; specificEpithet: *morphophaga*; scientificNameAuthorship: Fleming & Wood, 2018; continent: Central America; country: Costa Rica; countryCode: CR; stateProvince: Guanacaste; county: Sector Cacao; locality: Area de Conservacion Guanacaste; verbatimLocality: Quebrada Otilio; verbatimElevation: 550; verbatimLatitude: 10.89; verbatimLongitude: -85.4797; verbatimCoordinateSystem: Decimal; decimalLatitude: 10.89; decimalLongitude: -85.4797; samplingProtocol: Reared from the larva of the Nymphalidae, *Morpho helenor*; verbatimEventDate: 09-Oct-2007; individualID: DHJPAR0021975; individualCount: 1; lifeStage: adult; preparations: pinned;

catalogNumber: DHJPAR0021975; occurrenceDetails: <http://janzen.sas.upenn.edu>;
 recordedBy: D.H. Janzen, W. Hallwachs & Dunia Garcia; otherCatalogNumbers:
 ASTAT1113-07, 07-SRNP-46175, BOLD:AAA5134; identifiedBy: AJ Fleming;
 dateIdentified: 2017; language: en; institutionCode: CNC; collectionCode: Insects;
 basisOfRecord: Pinned Specimen

- bd. scientificName: *Hyphantrophaga morphophaga*; phylum: Arthropoda; class: Insecta;
 order: Diptera; family: Tachinidae; genus: *Hyphantrophaga*; specificEpithet:
morphophaga; scientificNameAuthorship: Fleming & Wood, 2018; continent: Central
 America; country: Costa Rica; countryCode: CR; stateProvince: Guanacaste; county:
 Sector Mundo Nuevo; locality: Area de Conservacion Guanacaste; verbatimLocality:
 Sendero Mora; verbatimElevation: 480; verbatimLatitude: 10.7683; verbatimLongitude:
 -85.4257; verbatimCoordinateSystem: Decimal; decimalLatitude: 10.7683;
 decimalLongitude: -85.4257; samplingProtocol: Reared from the larva of the
 Nymphalidae, *Morpho helenor*; verbatimEventDate: 17-Aug-2007; individualID:
 DHJPAR0022286; individualCount: 1; lifeStage: adult; preparations: pinned;
 catalogNumber: DHJPAR0022286; occurrenceDetails: <http://janzen.sas.upenn.edu>;
 recordedBy: D.H. Janzen, W. Hallwachs & Jose Cortez; otherCatalogNumbers:
 ASMG1562-08, 07-SRNP-58222,; identifiedBy: AJ Fleming; dateIdentified: 2017;
 language: en; institutionCode: CNC; collectionCode: Insects; basisOfRecord: Pinned
 Specimen
- be. scientificName: *Hyphantrophaga morphophaga*; phylum: Arthropoda; class: Insecta;
 order: Diptera; family: Tachinidae; genus: *Hyphantrophaga*; specificEpithet:
morphophaga; scientificNameAuthorship: Fleming & Wood, 2018; continent: Central
 America; country: Costa Rica; countryCode: CR; stateProvince: Guanacaste; county:
 Sector Cacao; locality: Area de Conservacion Guanacaste; verbatimLocality: Sendero
 Derrumbe; verbatimElevation: 1220; verbatimLatitude: 10.9292; verbatimLongitude:
 -85.4643; verbatimCoordinateSystem: Decimal; decimalLatitude: 10.9292;
 decimalLongitude: -85.4643; samplingProtocol: Reared from the larva of the
 Nymphalidae, *Morpho helenor*; verbatimEventDate: 14-Aug-2008; individualID:
 DHJPAR0027845; individualCount: 1; lifeStage: adult; preparations: pinned;
 catalogNumber: DHJPAR0027845; occurrenceDetails: <http://janzen.sas.upenn.edu>;
 recordedBy: D.H. Janzen, W. Hallwachs & Harry Ramirez; otherCatalogNumbers:
 ASHYE082-08, 08-SRNP-35746, BOLD:AAA5134; identifiedBy: AJ Fleming;
 dateIdentified: 2017; language: en; institutionCode: CNC; collectionCode: Insects;
 basisOfRecord: Pinned Specimen
- bf. scientificName: *Hyphantrophaga morphophaga*; phylum: Arthropoda; class: Insecta;
 order: Diptera; family: Tachinidae; genus: *Hyphantrophaga*; specificEpithet:
morphophaga; scientificNameAuthorship: Fleming & Wood, 2018; continent: Central
 America; country: Costa Rica; countryCode: CR; stateProvince: Guanacaste; county:
 Sector Del Oro; locality: Area de Conservacion Guanacaste; verbatimLocality: Finca
 Araya; verbatimElevation: 295; verbatimLatitude: 11.0154; verbatimLongitude:
 -85.5113; verbatimCoordinateSystem: Decimal; decimalLatitude: 11.0154;
 decimalLongitude: -85.5113; samplingProtocol: Reared from the larva of the
 Nymphalidae, *Morpho helenor*; verbatimEventDate: 21-Oct-2014; individualID:
 DHJPAR0057238; individualCount: 1; lifeStage: adult; preparations: pinned;
 catalogNumber: DHJPAR0057238; occurrenceDetails: <http://janzen.sas.upenn.edu>;
 recordedBy: D.H. Janzen, W. Hallwachs & Lucia Rios; otherCatalogNumbers:
 ACGBA5148-15, 14-SRNP-20989,; identifiedBy: AJ Fleming; dateIdentified: 2017;
 language: en; institutionCode: CNC; collectionCode: Insects; basisOfRecord: Pinned
 Specimen

- bg. scientificName: *Hyphantrophaga morphophaga*; phylum: Arthropoda; class: Insecta; order: Diptera; family: Tachinidae; genus: *Hyphantrophaga*; specificEpithet: *morphophaga*; scientificNameAuthorship: Fleming & Wood, 2018; continent: Central America; country: Costa Rica; countryCode: CR; stateProvince: Guanacaste; county: Pailas Dos; locality: Area de Conservacion Guanacaste; verbatimLocality: PL12-1; verbatimElevation: 828; verbatimLatitude: 10.7642; verbatimLongitude: -85.335; verbatimCoordinateSystem: Decimal; decimalLatitude: 10.7642; decimalLongitude: -85.335; samplingProtocol: Reared from the larva of the Malaise trap PL12-1, Malaise trap PL12-1; verbatimEventDate: 05-Dec-2013; individualID: BIOUG28650-B08; individualCount: 1; lifeStage: adult; preparations: pinned; catalogNumber: BIOUG28650-B08; occurrenceDetails: <http://janzen.sas.upenn.edu>; recordedBy: D.H. Janzen, W. Hallwachs & D. Janzen, W. Hallwachs; otherCatalogNumbers: JICAJ024-16, GMP#06717, BOLD:AAA5134; identifiedBy: AJ Fleming; dateIdentified: 2017; language: en; institutionCode: CNC; collectionCode: Insects; basisOfRecord: Pinned Specimen
- bh. scientificName: *Hyphantrophaga morphophaga*; phylum: Arthropoda; class: Insecta; order: Diptera; family: Tachinidae; genus: *Hyphantrophaga*; specificEpithet: *morphophaga*; scientificNameAuthorship: Fleming & Wood, 2018; continent: Central America; country: Costa Rica; countryCode: CR; stateProvince: Guanacaste; county: Sector Del Oro; locality: Area de Conservacion Guanacaste; verbatimLocality: Sendero Puertas; verbatimElevation: 400; verbatimLatitude: 11.0109; verbatimLongitude: -85.4882; verbatimCoordinateSystem: Decimal; decimalLatitude: 11.0109; decimalLongitude: -85.4882; samplingProtocol: Reared from the larva of the Nymphalidae, *Morpho helenor*; verbatimEventDate: 16-Oct-2016; individualID: DHJPAR0059908; individualCount: 1; lifeStage: adult; preparations: pinned; catalogNumber: DHJPAR0059908; occurrenceDetails: <http://janzen.sas.upenn.edu>; recordedBy: D.H. Janzen, W. Hallwachs & Lucia Rios; otherCatalogNumbers: ACGBA6329-16, 16-SRNP-21403, BOLD:AAA5134; identifiedBy: AJ Fleming; dateIdentified: 2017; language: en; institutionCode: CNC; collectionCode: Insects; basisOfRecord: Pinned Specimen
- bi. scientificName: *Hyphantrophaga morphophaga*; phylum: Arthropoda; class: Insecta; order: Diptera; family: Tachinidae; genus: *Hyphantrophaga*; specificEpithet: *morphophaga*; scientificNameAuthorship: Fleming & Wood, 2018; continent: Central America; country: Costa Rica; countryCode: CR; stateProvince: Guanacaste; county: Sector Del Oro; locality: Area de Conservacion Guanacaste; verbatimLocality: Sendero Puertas; verbatimElevation: 400; verbatimLatitude: 11.0109; verbatimLongitude: -85.4882; verbatimCoordinateSystem: Decimal; decimalLatitude: 11.0109; decimalLongitude: -85.4882; samplingProtocol: Reared from the larva of the Nymphalidae, *Morpho helenor*; verbatimEventDate: 03-Nov-2016; individualID: DHJPAR0060314; individualCount: 1; lifeStage: adult; preparations: pinned; catalogNumber: DHJPAR0060314; occurrenceDetails: <http://janzen.sas.upenn.edu>; recordedBy: D.H. Janzen, W. Hallwachs & Lucia Rios; otherCatalogNumbers: ACGBA6735-17, 16-SRNP-21438, BOLD:AAA5134; identifiedBy: AJ Fleming; dateIdentified: 2017; language: en; institutionCode: CNC; collectionCode: Insects; basisOfRecord: Pinned Specimen

Description

Male (Fig. 20). Length: 7–11 mm. **Head** (Fig. 20b): vertex 1/4 of head width; two reclinate upper orbital setae; ocellar setae arising beside anterior ocellus; ocellar

triangle dark blackened gold with light gold tomentum around margin; fronto-orbital plate dull grey tomentose with slight gold tinge, stronger around vertex; eye densely haired; fronto-orbital plate setulose, setulae not extending below lowest frontal seta; fronto-orbital plate shiny silver; parafacial bare; facial ridge bare; pedicel black with a small spot of orange basally, sometimes extending into adjacent region of postpedicel; otherwise concolorous with postpedicel; arista black, very minutely pubescent, gradually tapered apically beginning on basal 1/3–1/4; palpus ranging from yellow to brown. **Thorax** (Fig. 20a, c): entire thorax densely hirsute with short black setulae amongst setae; prosternum setose with 1–3 strong setae surrounded by a brush of weaker setulae; four prominent dorsal vittae, outermost pair broken across suture, innermost pair unbroken across suture, not reaching beyond 2nd postsutural dorsocentral seta; postpronotum with five setae arranged in a triangle; chaetotaxy: acrostichal setae 4:3; dorsocentral setae 4:4; intra-alar setae 3:3; supra-alar setae 2:3; katepisternum with three setae, basal seta weakest, arising anterior to suture; lateral scutellar setae 1/2 as long as subapical setae, slightly curving inwards medially; subapical setae subequal in length to basal scutellar setae, the latter arising above plane of remaining marginal scutellar setae; apical scutellar setae ranging from 1/2 as long as lateral scutellar setae to subequal in length but 1/2 the diameter; one pair of discal scutellar setae; scutellum gold tomentose along apical margin, transitioning to grey tomentose basally. **Legs** (Fig. 20c): femora and coxae black in ground colour; tibiae yellow in ground colour, densely covered in short black hairs, appearing darkened, almost black; fore femur with dense silver tomentum on posterodorsal surface; hind coxa either bare or with a single seta along posterior margin. **Wing** (Fig. 20a): pale translucent, not distinctly infuscate; vein R_{4+5} with 2–3 (most often 2) setulae at base. **Abdomen** (Fig. 20a, c): ground colour brown; mid-dorsal depression on ST1 +2 extending almost to margin; median marginal setae absent on ST1+2 and T3; a complete row of marginal setae present on T4; discal setae only on T5; sex patch covering ventral surfaces of T4–T5, the posterior 1/3 of T3; distinct tomentose bands along anterior 2/3 of T3 and T4, broken medially by a dorsocentral stripe; T5 with silver tomentum over its entirety. **Terminalia** (Fig. 20d, e, f): sternite 5 (Fig. 20f) with a deeply excavated median cleft, smoothly U-shaped, margins covered in dense tomentum. Lateral lobes of sternite rounded apically, with 2–3 strong setae surrounded by many shorter, weaker setulae. Anterior plate of sternite 5 from subequal to slightly longer than apical lobes; unsclerotised "window" appearing blunt umbonate with a slightly rectangular base and a wider crown making it appear mushroom-shaped, as wide as median cleft. Cerci in posterior view (Fig. 20d) rectangular and slightly shorter than surstyli, blunt and rounded at apex, completely separate medially appearing slightly divergent basally, twice as wide as apex; in lateral view with a slight downward curve in apical 1/3; densely setulose along basal 2/3, setulose ventrally along entire length (visible in lateral view). Surstylus in lateral view (Fig. 20e) narrow, almost parallel-sided along its entire length, ending in a slightly downcurved apex, making the structure appear blade-like; when viewed dorsally, surstyli appearing to point outwards. Pregonite short and wide, well-developed, subequal in length to postgonite, as long as distiphallus, bare and squared-off apically. Postgonite slightly narrow 1/3 as wide as pregonite, sharply pointed and curved at apex. Distiphallus rectangular, only weakly

flaring apically with a slender, median longitudinal sclerotised reinforcement on its posterior surface and a broad, anterolateral, apically clubbed sclerotised acrophallus on each side, joining the plate of opposite side on anterior surface near apex.




Figure 20.

Hyphantrophaga morphophaga sp. n.; a–c: habitus; holotype male, voucher n. DHJPAR0007354; d–f: terminalia; male paratype, voucher n. DHJPAR0021984.

a: dorsal view [doi](#)

b: frontal view [doi](#)

c: lateral view [doi](#)

d: dorsal view [doi](#)

e: lateral view [doi](#)

f: sternite 5, ventral view [doi](#)

Female. Length: 8–11 mm. As male, differing only by the presence of two pairs of proclinate orbital setae.

Diagnosis

To date *Hyphantrophaga morphophaga* **sp. n.** can only be distinguished from its closest congener *H. danausophaga* **sp. n.** by its host selection and habitat, being found parasitising only large, hairy, non-ringed cryptic Nymphalidae larvae in densely shaded habitat within the forest.

Etymology

Named after the genus *Morpho* and the Greek "phago" meaning "eating", with reference to its primary hosts.

Distribution

Costa Rica, ACG, Alajuela and Guanacaste Provinces, 17–1276 m elevation.

Ecology

Hyphantrophaga morphophaga **sp. n.** has been reared 130 times from three species of Lepidoptera in the family Nymphalidae, *Morpho amathonte* (Deyrolle, 1860), *Morpho polyphemus catalina* (Corea and Chacon, 1984) and *Morpho helenor* (Catalina, 1776), in cloud forest, rain forest, dry forest and dry-rain lowland intergrade.

Hyphantrophaga myersi (Aldrich, 1933)

Materials

Holotype:

- a. scientificName: *Hyphantrophaga myersi*; phylum: Arthropoda; class: Insecta; order: Diptera; family: Tachinidae; genus: *Prophryno*; specificEpithet: *myersi*; scientificNameAuthorship: (Aldrich, 1933); continent: South America; country: Guyana (as British Guiana); stateProvince: Pakaraima (as Pakeraima); verbatimLocality: Upper Ireng River; samplingProtocol: Reared from the larva of the *Selenis suere* Cramer [sic]; eventDate: March, 1931; individualCount: 1; sex: male; preparations: pinned; recordedBy: J.G. Myers; otherCatalogNumbers: Cat. No. 49789 U. S. N. M.; identifiedBy: M. Wood; language: en; institutionCode: BMNH; collectionCode: Insects; basisOfRecord: Pinned Specimen

Other materials:

- a. scientificName: *Hyphantrophaga myersi*; phylum: Arthropoda; class: Insecta; order: Diptera; family: Tachinidae; genus: *Hyphantrophaga*; specificEpithet: *myersi*; scientificNameAuthorship: (Aldrich, 1933); continent: Central America; country: Costa Rica; countryCode: CR; stateProvince: Alajuela; county: Sector San Cristobal; locality: Area de Conservacion Guanacaste; verbatimLocality: Estacion San Cristobal; verbatimElevation: 640; verbatimLatitude: 10.871; verbatimLongitude: -85.3914; verbatimCoordinateSystem: Decimal; decimalLatitude: 10.871; decimalLongitude: -85.3914; samplingProtocol: Reared from the larva of the Crambidae, *Portentomorpha xanthialis*; verbatimEventDate: 30-Jul-1998; individualID: DHJPAR0007460; individualCount: 1; lifeStage: adult; preparations: pinned; catalogNumber:

DHJPAR0007460; occurrenceDetails: <http://janzen.sas.upenn.edu>; recordedBy: D.H. Janzen, W. Hallwachs & Osvaldo Espinoza; otherCatalogNumbers: ASTAT232-06, 98-SRNP-6859, BOLD:AAA9858; identifiedBy: AJ Fleming; dateIdentified: 2017; language: en; institutionCode: CNC; collectionCode: Insects; basisOfRecord: Pinned Specimen

- b. scientificName: *Hyphantrophaga myersi*; phylum: Arthropoda; class: Insecta; order: Diptera; family: Tachinidae; genus: *Hyphantrophaga*; specificEpithet: *myersi*; scientificNameAuthorship: (Aldrich, 1933); continent: Central America; country: Costa Rica; countryCode: CR; stateProvince: Guanacaste; county: Sector Horizontes; locality: Area de Conservacion Guanacaste; verbatimLocality: Bejuco; verbatimElevation: 180; verbatimLatitude: 10.7671; verbatimLongitude: -85.5966; verbatimCoordinateSystem: Decimal; decimalLatitude: 10.7671; decimalLongitude: -85.5966; samplingProtocol: Reared from the larva of the Crambidae, *Portentomorpha xanthialis*; verbatimEventDate: 24-Jul-2003; individualID: DHJPAR0007445; individualCount: 1; lifeStage: adult; preparations: pinned; catalogNumber: DHJPAR0007445; occurrenceDetails: <http://janzen.sas.upenn.edu>; recordedBy: D.H. Janzen, W. Hallwachs & Guillermo Pereira; otherCatalogNumbers: ASTAT217-06, 03-SRNP-13817, BOLD:AAA9858; identifiedBy: AJ Fleming; dateIdentified: 2017; language: en; institutionCode: CNC; collectionCode: Insects; basisOfRecord: Pinned Specimen
- c. scientificName: *Hyphantrophaga myersi*; phylum: Arthropoda; class: Insecta; order: Diptera; family: Tachinidae; genus: *Hyphantrophaga*; specificEpithet: *myersi*; scientificNameAuthorship: (Aldrich, 1933); continent: Central America; country: Costa Rica; countryCode: CR; stateProvince: Guanacaste; county: Sector Horizontes; locality: Area de Conservacion Guanacaste; verbatimLocality: Bejuco; verbatimElevation: 180; verbatimLatitude: 10.7671; verbatimLongitude: -85.5966; verbatimCoordinateSystem: Decimal; decimalLatitude: 10.7671; decimalLongitude: -85.5966; samplingProtocol: Reared from the larva of the Crambidae, *Portentomorpha xanthialis*; verbatimEventDate: 26-Jul-2003; individualID: DHJPAR0007447; individualCount: 1; lifeStage: adult; preparations: pinned; catalogNumber: DHJPAR0007447; occurrenceDetails: <http://janzen.sas.upenn.edu>; recordedBy: D.H. Janzen, W. Hallwachs & Jose Cortez; otherCatalogNumbers: ASTAT219-06, 03-SRNP-13919, BOLD:AAA9858; identifiedBy: AJ Fleming; dateIdentified: 2017; language: en; institutionCode: CNC; collectionCode: Insects; basisOfRecord: Pinned Specimen
- d. scientificName: *Hyphantrophaga myersi*; phylum: Arthropoda; class: Insecta; order: Diptera; family: Tachinidae; genus: *Hyphantrophaga*; specificEpithet: *myersi*; scientificNameAuthorship: (Aldrich, 1933); continent: Central America; country: Costa Rica; countryCode: CR; stateProvince: Alajuela; county: Sector San Cristobal; locality: Area de Conservacion Guanacaste; verbatimLocality: Estacion San Cristobal; verbatimElevation: 640; verbatimLatitude: 10.871; verbatimLongitude: -85.3914; verbatimCoordinateSystem: Decimal; decimalLatitude: 10.871; decimalLongitude: -85.3914; samplingProtocol: Reared from the larva of the Crambidae, *Hoterodes ausonia*; verbatimEventDate: 28-Jul-1998; individualID: DHJPAR0007461; individualCount: 1; lifeStage: adult; preparations: pinned; catalogNumber: DHJPAR0007461; occurrenceDetails: <http://janzen.sas.upenn.edu>; recordedBy: D.H. Janzen, W. Hallwachs & Osvaldo Espinoza; otherCatalogNumbers: ASTAT233-06, 98-SRNP-6878, BOLD:AAA9858; identifiedBy: AJ Fleming; dateIdentified: 2017; language: en; institutionCode: CNC; collectionCode: Insects; basisOfRecord: Pinned Specimen

- e. scientificName: *Hyphantrophaga myersi*; phylum: Arthropoda; class: Insecta; order: Diptera; family: Tachinidae; genus: *Hyphantrophaga*; specificEpithet: *myersi*; scientificNameAuthorship: (Aldrich, 1933); continent: Central America; country: Costa Rica; countryCode: CR; stateProvince: Guanacaste; county: Sector Horizontes; locality: Area de Conservacion Guanacaste; verbatimLocality: Bejuco; verbatimElevation: 180; verbatimLatitude: 10.7671; verbatimLongitude: -85.5966; verbatimCoordinateSystem: Decimal; decimalLatitude: 10.7671; decimalLongitude: -85.5966; samplingProtocol: Reared from the larva of the Crambidae, *Portentomorpha xanthialis*; verbatimEventDate: 26-Jul-2003; individualID: DHJPAR0007450; individualCount: 1; lifeStage: adult; preparations: pinned; catalogNumber: DHJPAR0007450; occurrenceDetails: <http://janzen.sas.upenn.edu>; recordedBy: D.H. Janzen, W. Hallwachs & Guillermo Pereira; otherCatalogNumbers: ASTAT222-06, 03-SRNP-13852, BOLD:AAA9858; identifiedBy: AJ Fleming; dateIdentified: 2017; language: en; institutionCode: CNC; collectionCode: Insects; basisOfRecord: Pinned Specimen

Description

Male (Fig. 21). Length: 5–7 mm. **Head** (Fig. 21b): vertex 1/3 of head width; two reclinate upper orbital setae; ocellar setae arising slightly behind anterior ocellus; ocellar triangle gold, concolorous with fronto-orbital plate; fronto-orbital plate entirely gold and sparsely setulose throughout, setulae not reaching below lowest frontal seta; parafacial shiny silver and bare; facial ridge setose along its entire length; eye with short sparse ommatrichia up to 2X as long as one ommatidium; pedicel light brown; postpedicel black; arista brown, bare, distinctly thickened on basal 1/3–1/4; palpus dark amber yellow and haired. **Thorax** (Fig. 21a, c): pale brassy-silver tomentose dorsally, grey tomentose laterally; four prominent dorsal vittae, outermost two slightly broken across suture, innermost pair unbroken across suture, reaching 2nd postsutural dorsocentral seta; postpronotum with 3–4 setae arranged in a triangle; chaetotaxy: acrostichal setae 3:3; dorsocentral setae 3:4; intra-alar setae 3–4:3; supra-alar setae 2:3; three katapisternal setae; lateral scutellar setae shorter than subapical scutellar setae; apical scutellar setae curving inwards medially and slightly upturned so as to rise above the plane of remaining scutellar setae; one pair of discal scutellar setae; scutellum slightly darker and grey along basal 3/4, apically concolorous with scutum. **Legs** (Fig. 21c): femora and coxae black in ground colour; tibiae yellow in ground colour, densely covered in short black hairs, appearing darkened, almost black; fore femur with dense silver tomentum on posterodorsal surface; hind coxa with a single seta along posterior margin. **Wing** (Fig. 21a): pale translucent, hyaline, not distinctly infusate; vein R₄₊₅ with only two setulae at base. **Abdomen** (Fig. 21a, c): ground colour black; mid-dorsal depression on ST1+2 extending only halfway across tergite; median marginal setae absent on ST1+2 and weak on T3; T4–T5 with a complete row of marginal setae; discal setae absent on all tergites; sex patch covering ventral surfaces of T4–T5; dorsal surface of abdomen covered in brassy-silver tomentum on ST1+2–T4; T5 with brilliant gold tomentum over its entirety. **Terminalia**: sternite 5 (Fig. 21f) with a deeply excavated median cleft, rounded U-shaped, inner margins covered in dense tomentum. Lateral lobes of sternite rounded apically, with 2–3 strong setae

surrounded by 2–3 shorter, weaker setulae. Anterior plate of sternite 5 from subequal to slightly longer than apical lobes, unsclerotised "window" rectangular, 1/2 as wide as median cleft and slightly convex. Cerci in posterior view (Fig. 21d) slightly rectangular, shorter than surstyli, blunt and rounded at apex, fused along basal 2/3, separating medially along apical 1/3; in lateral view with a strong downward curve in apical 1/3; densely setulose along basal 2/3 dorsally, setulose ventrally along entire length (visible in lateral view). Surstylus in lateral view (Fig. 21e) almost parallel-sided along its length, rounded at tip; surstylus appearing to be fused with epandrium; when viewed dorsally, surstyli appearing slender and straight, not strongly convergent. Pregonite broad and well-developed, bent medially, apically rounded, devoid of setulae. Postgonite elongate, slender, very slightly hooked at tip, subequal in length to pregonite. Distiphallus vaguely cone-shaped, could be seen as rectangular, weakly flaring apically, with a slender median longitudinal sclerotised reinforcement on its posterior surface and a broad, anterolateral, sclerotised acrophallus on each side, joining the plate of opposite side on anterior surface near apex.

Female. Length: 5–7 mm. As male, differing only by the presence of two pairs of proclinate orbital setae.

Diagnosis

Hyphantrophaga myersi (Aldrich) can be distinguished from all other *Hyphantrophaga* species by the following combination of traits: facial ridge with stout setae along entire length and sternite 5 distinctly golden tomentose.

Distribution

Neotropical species recorded from South America: Guyana, Venezuela; Lesser Antilles: Trinidad & Tobago; and Mesoamerica: Costa Rica, ACG (Provinces of Alajuela and Guanacaste), 180–640 m elevation.

Ecology

Hyphantrophaga myersi has been reared 43 times within the ACG inventory from eight species of Lepidoptera, six in the family Erebidae (*Renodes curviluna* (Druce, 1890), *Anomis illita* Guenée, 1852, *Anomis luridula* Guenée, 1852, *Eulepidotis folium* (Schaus, 1911), *Helia sueroides* (Guenée, 1852) and *Dysschema lycaste* (Klug, 1836)); and two in the family Geometridae (*Semiothisa* sp. and geoJanzen01 Janzen17), in rain forest, dry forest and dry-rain lowland intergrade.




Figure 21.

Hyphantrophaga myersi (Aldrich); **a–c**: habitus; male, voucher n. DHJPAR0010252; **d–f**: terminalia; male, voucher n. DHJPAR0010261.

a: dorsal view [doi](#)

b: frontal view [doi](#)

c: lateral view [doi](#)

d: dorsal view [doi](#)

e: lateral view [doi](#)

f: sternite 5, ventral view [doi](#)

***Hyphantrophaga nigricauda* Fleming & Wood, sp. n.**

- ZooBank urn:lsid:zoobank.org:act:E866E684-19A6-4A47-A070-0935DFA78F75

Materials**Holotype:**

- a. scientificName: *Hyphantrophaga nigricauda*; phylum: Arthropoda; class: Insecta; order: Diptera; family: Tachinidae; genus: *Hyphantrophaga*; specificEpithet: *nigricauda*; scientificNameAuthorship: Fleming & Wood, 2017; continent: Central America; country: Costa Rica; countryCode: CR; stateProvince: Guanacaste; county: Sector Pitilla; locality: Area de Conservacion Guanacaste; verbatimLocality: Leonel; verbatimElevation: 510; verbatimLatitude: 10.9964; verbatimLongitude: -85.4019; verbatimCoordinateSystem: Decimal; decimalLatitude: 10.9964; decimalLongitude: -85.4019; samplingProtocol: Reared from the larva of the Geometridae, *Cyclomia disparilis*; verbatimEventDate: 28-Jun-2008; individualID: DHJPAR0027908; individualCount: 1; sex: male; lifeStage: adult; preparations: pinned; catalogNumber: DHJPAR0027908; occurrenceDetails: <http://janzen.sas.upenn.edu>; recordedBy: D.H. Janzen, W. Hallwachs & Leonel Siezar; otherCatalogNumbers: ASHYE145-08, 08-SRNP-70578, BOLD:AAA1929; identifiedBy: AJ Fleming; dateIdentified: 2017; language: en; institutionCode: CNC; collectionCode: Insects; basisOfRecord: Pinned Specimen

Paratypes:

- a. scientificName: *Hyphantrophaga nigricauda*; phylum: Arthropoda; class: Insecta; order: Diptera; family: Tachinidae; genus: *Hyphantrophaga*; specificEpithet: *nigricauda*; scientificNameAuthorship: Fleming & Wood, 2017; continent: Central America; country: Costa Rica; countryCode: CR; stateProvince: Guanacaste; county: Sector Pitilla; locality: Area de Conservacion Guanacaste; verbatimLocality: Pasmompa; verbatimElevation: 440; verbatimLatitude: 11.0193; verbatimLongitude: -85.41; verbatimCoordinateSystem: Decimal; decimalLatitude: 11.0193; decimalLongitude: -85.41; samplingProtocol: Reared from the larva of the Geometridae, *Cyclomia disparilis*; verbatimEventDate: 20-Jul-2005; individualID: DHJPAR0007291; individualCount: 1; sex: female; lifeStage: adult; preparations: pinned; catalogNumber: DHJPAR0007291; occurrenceDetails: <http://janzen.sas.upenn.edu>; recordedBy: D.H. Janzen, W. Hallwachs & Calixto Moraga; otherCatalogNumbers: ASTAT063-06, 05-SRNP-32268, BOLD:AAA1929; identifiedBy: AJ Fleming; dateIdentified: 2017; language: en; institutionCode: CNC; collectionCode: Insects; basisOfRecord: Pinned Specimen
- b. scientificName: *Hyphantrophaga nigricauda*; phylum: Arthropoda; class: Insecta; order: Diptera; family: Tachinidae; genus: *Hyphantrophaga*; specificEpithet: *nigricauda*; scientificNameAuthorship: Fleming & Wood, 2017; continent: Central America; country: Costa Rica; countryCode: CR; stateProvince: Guanacaste; county: Sector Pitilla; locality: Area de Conservacion Guanacaste; verbatimLocality: Sendero Laguna; verbatimElevation: 680; verbatimLatitude: 10.9888; verbatimLongitude: -85.4234; verbatimCoordinateSystem: Decimal; decimalLatitude: 10.9888; decimalLongitude: -85.4234; samplingProtocol: Reared from the larva of the Crambidae, *Eulepte Solis15*; verbatimEventDate: 20-May-2011; individualID: DHJPAR0042693; individualCount: 1; sex: female; lifeStage: adult; preparations: pinned; catalogNumber: DHJPAR0042693; occurrenceDetails: <http://janzen.sas.upenn.edu>; recordedBy: D.H. Janzen, W. Hallwachs & Freddy Quesada; otherCatalogNumbers: ASHYH451-11, 11-

- SRNP-31067, BOLD:AAA1929; identifiedBy: AJ Fleming; dateIdentified: 2017; language: en; institutionCode: CNC; collectionCode: Insects; basisOfRecord: Pinned Specimen
- c. scientificName: *Hyphantrophaga nigricauda*; phylum: Arthropoda; class: Insecta; order: Diptera; family: Tachinidae; genus: *Hyphantrophaga*; specificEpithet: *nigricauda*; scientificNameAuthorship: Fleming & Wood, 2017; continent: Central America; country: Costa Rica; countryCode: CR; stateProvince: Guanacaste; county: Sector Pitilla; locality: Area de Conservacion Guanacaste; verbatimLocality: Pasmompa; verbatimElevation: 440; verbatimLatitude: 11.0193; verbatimLongitude: -85.41; verbatimCoordinateSystem: Decimal; decimalLatitude: 11.0193; decimalLongitude: -85.41; samplingProtocol: Reared from the larva of the Geometridae, *Cyclomia disparilis*; verbatimEventDate: 20-Jul-2005; individualID: DHJPAR0007293; individualCount: 1; sex: female; lifeStage: adult; preparations: pinned; catalogNumber: DHJPAR0007293; occurrenceDetails: <http://janzen.sas.upenn.edu>; recordedBy: D.H. Janzen, W. Hallwachs & Calixto Moraga; otherCatalogNumbers: ASTAT065-06, 05-SRNP-32270, BOLD:AAA1929; identifiedBy: AJ Fleming; dateIdentified: 2017; language: en; institutionCode: CNC; collectionCode: Insects; basisOfRecord: Pinned Specimen
- d. scientificName: *Hyphantrophaga nigricauda*; phylum: Arthropoda; class: Insecta; order: Diptera; family: Tachinidae; genus: *Hyphantrophaga*; specificEpithet: *nigricauda*; scientificNameAuthorship: Fleming & Wood, 2017; continent: Central America; country: Costa Rica; countryCode: CR; stateProvince: Guanacaste; county: Sector Pitilla; locality: Area de Conservacion Guanacaste; verbatimLocality: Pasmompa; verbatimElevation: 440; verbatimLatitude: 11.0193; verbatimLongitude: -85.41; verbatimCoordinateSystem: Decimal; decimalLatitude: 11.0193; decimalLongitude: -85.41; samplingProtocol: Reared from the larva of the Geometridae, *Cyclomia disparilis*; verbatimEventDate: 16-Jul-2005; individualID: DHJPAR0007290; individualCount: 1; sex: male; lifeStage: adult; preparations: pinned; catalogNumber: DHJPAR0007290; occurrenceDetails: <http://janzen.sas.upenn.edu>; recordedBy: D.H. Janzen, W. Hallwachs & Calixto Moraga; otherCatalogNumbers: ASTAT062-06, 05-SRNP-32248, BOLD:AAA1929; identifiedBy: AJ Fleming; dateIdentified: 2017; language: en; institutionCode: CNC; collectionCode: Insects; basisOfRecord: Pinned Specimen
- e. scientificName: *Hyphantrophaga nigricauda*; phylum: Arthropoda; class: Insecta; order: Diptera; family: Tachinidae; genus: *Hyphantrophaga*; specificEpithet: *nigricauda*; scientificNameAuthorship: Fleming & Wood, 2017; continent: Central America; country: Costa Rica; countryCode: CR; stateProvince: Guanacaste; county: Sector Santa Rosa; locality: Area de Conservacion Guanacaste; verbatimLocality: Camino Borrachos; verbatimElevation: 295; verbatimLatitude: 10.8429; verbatimLongitude: -85.6161; verbatimCoordinateSystem: Decimal; decimalLatitude: 10.8429; decimalLongitude: -85.6161; samplingProtocol: Reared from the larva of the Crambidae, *Conchylodes platinalis*; verbatimEventDate: 01-Aug-2009; individualID: DHJPAR0036438; individualCount: 1; sex: female; lifeStage: adult; preparations: pinned; catalogNumber: DHJPAR0036438; occurrenceDetails: <http://janzen.sas.upenn.edu>; recordedBy: D.H. Janzen, W. Hallwachs & Guillermo Pereira; otherCatalogNumbers: ASHYD1629-09, 09-SRNP-14037, BOLD:AAA1929; identifiedBy: AJ Fleming; dateIdentified: 2017; language: en; institutionCode: CNC; collectionCode: Insects; basisOfRecord: Pinned Specimen
- f. scientificName: *Hyphantrophaga nigricauda*; phylum: Arthropoda; class: Insecta; order: Diptera; family: Tachinidae; genus: *Hyphantrophaga*; specificEpithet: *nigricauda*;

- scientificNameAuthorship: Fleming & Wood, 2017; continent: Central America; country: Costa Rica; countryCode: CR; stateProvince: Alajuela; county: Sector Rincon Rain Forest; locality: Area de Conservacion Guanacaste; verbatimLocality: Sendero Juntas; verbatimElevation: 400; verbatimLatitude: 10.9066; verbatimLongitude: -85.2878; verbatimCoordinateSystem: Decimal; decimalLatitude: 10.9066; decimalLongitude: -85.2878; samplingProtocol: Reared from the larva of the Geometridae, *Cyclomia disparilis*; verbatimEventDate: 01-Jul-2009; individualID: DHJPAR0035694; individualCount: 1; sex: female; lifeStage: adult; preparations: pinned; catalogNumber: DHJPAR0035694; occurrenceDetails: <http://janzen.sas.upenn.edu>; recordedBy: D.H. Janzen, W. Hallwachs & Jose Perez; otherCatalogNumbers: ASHYD1075-09, 09-SRNP-41180, BOLD:AAA1929; identifiedBy: AJ Fleming; dateIdentified: 2017; language: en; institutionCode: CNC; collectionCode: Insects; basisOfRecord: Pinned Specimen
- g. scientificName: *Hyphantrophaga nigricauda*; phylum: Arthropoda; class: Insecta; order: Diptera; family: Tachinidae; genus: *Hyphantrophaga*; specificEpithet: *nigricauda*; scientificNameAuthorship: Fleming & Wood, 2017; continent: Central America; country: Costa Rica; countryCode: CR; stateProvince: Alajuela; county: Sector Rincon Rain Forest; locality: Area de Conservacion Guanacaste; verbatimLocality: Sendero Guaca; verbatimElevation: 400; verbatimLatitude: 10.9061; verbatimLongitude: -85.2828; verbatimCoordinateSystem: Decimal; decimalLatitude: 10.9061; decimalLongitude: -85.2828; samplingProtocol: Reared from the larva of the Crambidae, *Pleuroptya Solis01*; verbatimEventDate: 31-Aug-2006; individualID: DHJPAR0010356; individualCount: 1; sex: female; lifeStage: adult; preparations: pinned; catalogNumber: DHJPAR0010356; occurrenceDetails: <http://janzen.sas.upenn.edu>; recordedBy: D.H. Janzen, W. Hallwachs & Minor Carmona; otherCatalogNumbers: ASTAS187-06, 06-SRNP-42821, BOLD:AAA1929; identifiedBy: AJ Fleming; dateIdentified: 2017; language: en; institutionCode: CNC; collectionCode: Insects; basisOfRecord: Pinned Specimen
- h. scientificName: *Hyphantrophaga nigricauda*; phylum: Arthropoda; class: Insecta; order: Diptera; family: Tachinidae; genus: *Hyphantrophaga*; specificEpithet: *nigricauda*; scientificNameAuthorship: Fleming & Wood, 2017; continent: Central America; country: Costa Rica; countryCode: CR; stateProvince: Alajuela; county: Sector Rincon Rain Forest; locality: Area de Conservacion Guanacaste; verbatimLocality: Quebrada Escondida; verbatimElevation: 420; verbatimLatitude: 10.8993; verbatimLongitude: -85.2749; verbatimCoordinateSystem: Decimal; decimalLatitude: 10.8993; decimalLongitude: -85.2749; samplingProtocol: Reared from the larva of the Geometridae, *Cyclomia disparilis*; verbatimEventDate: 19-Aug-2001; individualID: DHJPAR0011461; individualCount: 1; sex: male; lifeStage: adult; preparations: pinned; catalogNumber: DHJPAR0011461; occurrenceDetails: <http://janzen.sas.upenn.edu>; recordedBy: D.H. Janzen, W. Hallwachs & Jose Perez; otherCatalogNumbers: ASTAQ848-06, 01-SRNP-5433, BOLD:AAA1929; identifiedBy: AJ Fleming; dateIdentified: 2017; language: en; institutionCode: CNC; collectionCode: Insects; basisOfRecord: Pinned Specimen
- i. scientificName: *Hyphantrophaga nigricauda*; phylum: Arthropoda; class: Insecta; order: Diptera; family: Tachinidae; genus: *Hyphantrophaga*; specificEpithet: *nigricauda*; scientificNameAuthorship: Fleming & Wood, 2017; continent: Central America; country: Costa Rica; countryCode: CR; stateProvince: Alajuela; county: Sector Rincon Rain Forest; locality: Area de Conservacion Guanacaste; verbatimLocality: Jacobo; verbatimElevation: 461; verbatimLatitude: 10.9408; verbatimLongitude: -85.3177; verbatimCoordinateSystem: Decimal; decimalLatitude: 10.9408; decimalLongitude:

- 85.3177; samplingProtocol: Reared from the larva of the Geometridae, *Cyclomia disparilis*; verbatimEventDate: 07-Mar-2011; individualID: DHJPAR0042303; individualCount: 1; sex: male; lifeStage: adult; preparations: pinned; catalogNumber: DHJPAR0042303; occurrenceDetails: <http://janzen.sas.upenn.edu>; recordedBy: D.H. Janzen, W. Hallwachs & Edwin Apu; otherCatalogNumbers: ASHYH067-11, 11-SRNP-69487, BOLD:AAA1929; identifiedBy: AJ Fleming; dateIdentified: 2017; language: en; institutionCode: CNC; collectionCode: Insects; basisOfRecord: Pinned Specimen
- j. scientificName: *Hyphantrophaga nigricauda*; phylum: Arthropoda; class: Insecta; order: Diptera; family: Tachinidae; genus: *Hyphantrophaga*; specificEpithet: *nigricauda*; scientificNameAuthorship: Fleming & Wood, 2017; continent: Central America; country: Costa Rica; countryCode: CR; stateProvince: Guanacaste; county: Sector Pitilla; locality: Area de Conservacion Guanacaste; verbatimLocality: Pasmompa; verbatimElevation: 440; verbatimLatitude: 11.0193; verbatimLongitude: -85.41; verbatimCoordinateSystem: Decimal; decimalLatitude: 11.0193; decimalLongitude: -85.41; samplingProtocol: Reared from the larva of the Geometridae, *Cyclomia disparilis*; verbatimEventDate: 17-Jul-2005; individualID: DHJPAR0007294; individualCount: 1; sex: female; lifeStage: adult; preparations: pinned; catalogNumber: DHJPAR0007294; occurrenceDetails: <http://janzen.sas.upenn.edu>; recordedBy: D.H. Janzen, W. Hallwachs & Calixto Moraga; otherCatalogNumbers: ASTAT066-06, 05-SRNP-32262, BOLD:AAA1929; identifiedBy: AJ Fleming; dateIdentified: 2017; language: en; institutionCode: CNC; collectionCode: Insects; basisOfRecord: Pinned Specimen
- k. scientificName: *Hyphantrophaga nigricauda*; phylum: Arthropoda; class: Insecta; order: Diptera; family: Tachinidae; genus: *Hyphantrophaga*; specificEpithet: *nigricauda*; scientificNameAuthorship: Fleming & Wood, 2017; continent: Central America; country: Costa Rica; countryCode: CR; stateProvince: Guanacaste; county: Sector Del Oro; locality: Area de Conservacion Guanacaste; verbatimLocality: Monte Cristo; verbatimElevation: 525; verbatimLatitude: 11.0137; verbatimLongitude: -85.4253; verbatimCoordinateSystem: Decimal; decimalLatitude: 11.0137; decimalLongitude: -85.4253; samplingProtocol: Reared from the larva of the Geometridae, *Cyclomia disparilis*; verbatimEventDate: 17-Jul-2008; individualID: DHJPAR0027944; individualCount: 1; sex: female; lifeStage: adult; preparations: pinned; catalogNumber: DHJPAR0027944; occurrenceDetails: <http://janzen.sas.upenn.edu>; recordedBy: D.H. Janzen, W. Hallwachs & Roster Moraga; otherCatalogNumbers: ASHYE181-08, 08-SRNP-21716, BOLD:AAA1929; identifiedBy: AJ Fleming; dateIdentified: 2017; language: en; institutionCode: CNC; collectionCode: Insects; basisOfRecord: Pinned Specimen
- l. scientificName: *Hyphantrophaga nigricauda*; phylum: Arthropoda; class: Insecta; order: Diptera; family: Tachinidae; genus: *Hyphantrophaga*; specificEpithet: *nigricauda*; scientificNameAuthorship: Fleming & Wood, 2017; continent: Central America; country: Costa Rica; countryCode: CR; stateProvince: Alajuela; county: Sector Rincon Rain Forest; locality: Area de Conservacion Guanacaste; verbatimLocality: Jacobo; verbatimElevation: 461; verbatimLatitude: 10.9408; verbatimLongitude: -85.3177; verbatimCoordinateSystem: Decimal; decimalLatitude: 10.9408; decimalLongitude: -85.3177; samplingProtocol: Reared from the larva of the Geometridae, *Cyclomia disparilis*; verbatimEventDate: 13-Jul-2009; individualID: DHJPAR0035815; individualCount: 1; sex: male; lifeStage: adult; preparations: pinned; catalogNumber: DHJPAR0035815; occurrenceDetails: <http://janzen.sas.upenn.edu>; recordedBy: D.H. Janzen, W. Hallwachs & Noe Castillo; otherCatalogNumbers: ASHYD1196-09, 09-

- SRNP-69335, BOLD:AAA1929; identifiedBy: AJ Fleming; dateIdentified: 2017; language: en; institutionCode: CNC; collectionCode: Insects; basisOfRecord: Pinned Specimen
- m. scientificName: *Hyphantrophaga nigricauda*; phylum: Arthropoda; class: Insecta; order: Diptera; family: Tachinidae; genus: *Hyphantrophaga*; specificEpithet: *nigricauda*; scientificNameAuthorship: Fleming & Wood, 2017; continent: Central America; country: Costa Rica; countryCode: CR; stateProvince: Guanacaste; county: Sector Pitilla; locality: Area de Conservacion Guanacaste; verbatimLocality: Pasmompa; verbatimElevation: 440; verbatimLatitude: 11.0193; verbatimLongitude: -85.41; verbatimCoordinateSystem: Decimal; decimalLatitude: 11.0193; decimalLongitude: -85.41; samplingProtocol: Reared from the larva of the Geometridae, *Cyclomia disparilis*; verbatimEventDate: 14-Jul-2005; individualID: DHJPAR0007295; individualCount: 1; sex: female; lifeStage: adult; preparations: pinned; catalogNumber: DHJPAR0007295; occurrenceDetails: <http://janzen.sas.upenn.edu>; recordedBy: D.H. Janzen, W. Hallwachs & Calixto Moraga; otherCatalogNumbers: ASTAT067-06, 05-SRNP-32276, BOLD:AAA1929; identifiedBy: AJ Fleming; dateIdentified: 2017; language: en; institutionCode: CNC; collectionCode: Insects; basisOfRecord: Pinned Specimen
- n. scientificName: *Hyphantrophaga nigricauda*; phylum: Arthropoda; class: Insecta; order: Diptera; family: Tachinidae; genus: *Hyphantrophaga*; specificEpithet: *nigricauda*; scientificNameAuthorship: Fleming & Wood, 2017; continent: Central America; country: Costa Rica; countryCode: CR; stateProvince: Guanacaste; county: Sector Pitilla; locality: Area de Conservacion Guanacaste; verbatimLocality: Sendero Laguna; verbatimElevation: 680; verbatimLatitude: 10.9888; verbatimLongitude: -85.4234; verbatimCoordinateSystem: Decimal; decimalLatitude: 10.9888; decimalLongitude: -85.4234; samplingProtocol: Reared from the larva of the Crambidae, *Eulepte Solis15*; verbatimEventDate: 19-May-2011; individualID: DHJPAR0042702; individualCount: 1; sex: male; lifeStage: adult; preparations: pinned; catalogNumber: DHJPAR0042702; occurrenceDetails: <http://janzen.sas.upenn.edu>; recordedBy: D.H. Janzen, W. Hallwachs & Freddy Quesada; otherCatalogNumbers: ASHYH460-11, 11-SRNP-31063, BOLD:AAA1929; identifiedBy: AJ Fleming; dateIdentified: 2017; language: en; institutionCode: CNC; collectionCode: Insects; basisOfRecord: Pinned Specimen
- o. scientificName: *Hyphantrophaga nigricauda*; phylum: Arthropoda; class: Insecta; order: Diptera; family: Tachinidae; genus: *Hyphantrophaga*; specificEpithet: *nigricauda*; scientificNameAuthorship: Fleming & Wood, 2017; continent: Central America; country: Costa Rica; countryCode: CR; stateProvince: Guanacaste; county: Sector Pitilla; locality: Area de Conservacion Guanacaste; verbatimLocality: Sendero Mismo; verbatimElevation: 680; verbatimLatitude: 10.9876; verbatimLongitude: -85.4197; verbatimCoordinateSystem: Decimal; decimalLatitude: 10.9876; decimalLongitude: -85.4197; samplingProtocol: Reared from the larva of the Thyrididae, *Dysodia Janzen10*; verbatimEventDate: 24-Sep-2009; individualID: DHJPAR0036606; individualCount: 1; sex: male; lifeStage: adult; preparations: pinned; catalogNumber: DHJPAR0036606; occurrenceDetails: <http://janzen.sas.upenn.edu>; recordedBy: D.H. Janzen, W. Hallwachs & Calixto Moraga; otherCatalogNumbers: ASHYE1517-09, 09-SRNP-30852, BOLD:AAA1929; identifiedBy: AJ Fleming; dateIdentified: 2017; language: en; institutionCode: CNC; collectionCode: Insects; basisOfRecord: Pinned Specimen
- p. scientificName: *Hyphantrophaga nigricauda*; phylum: Arthropoda; class: Insecta; order: Diptera; family: Tachinidae; genus: *Hyphantrophaga*; specificEpithet: *nigricauda*;

- scientificNameAuthorship: Fleming & Wood, 2017; continent: Central America; country: Costa Rica; countryCode: CR; stateProvince: Guanacaste; county: Sector Pitilla; locality: Area de Conservacion Guanacaste; verbatimLocality: Sendero Laguna; verbatimElevation: 680; verbatimLatitude: 10.9888; verbatimLongitude: -85.4234; verbatimCoordinateSystem: Decimal; decimalLatitude: 10.9888; decimalLongitude: -85.4234; samplingProtocol: Reared from the larva of the Crambidae, *Eulepte Solis15*; verbatimEventDate: 16-May-2011; individualID: DHJPAR0042558; individualCount: 1; sex: female; lifeStage: adult; preparations: pinned; catalogNumber: DHJPAR0042558; occurrenceDetails: <http://janzen.sas.upenn.edu>; recordedBy: D.H. Janzen, W. Hallwachs & Freddy Quesada; otherCatalogNumbers: ASHYH316-11, 11-SRNP-31057, BOLD:AAA1929; identifiedBy: AJ Fleming; dateIdentified: 2017; language: en; institutionCode: CNC; collectionCode: Insects; basisOfRecord: Pinned Specimen
- q. scientificName: *Hyphantrophaga nigricauda*; phylum: Arthropoda; class: Insecta; order: Diptera; family: Tachinidae; genus: *Hyphantrophaga*; specificEpithet: *nigricauda*; scientificNameAuthorship: Fleming & Wood, 2017; continent: Central America; country: Costa Rica; countryCode: CR; stateProvince: Guanacaste; county: Sector Del Oro; locality: Area de Conservacion Guanacaste; verbatimLocality: Monte Cristo; verbatimElevation: 525; verbatimLatitude: 11.0137; verbatimLongitude: -85.4253; verbatimCoordinateSystem: Decimal; decimalLatitude: 11.0137; decimalLongitude: -85.4253; samplingProtocol: Reared from the larva of the Geometridae, *Cyclomia disparilis*; verbatimEventDate: 01-Jul-2005; individualID: DHJPAR0007289; individualCount: 1; sex: male; lifeStage: adult; preparations: pinned; catalogNumber: DHJPAR0007289; occurrenceDetails: <http://janzen.sas.upenn.edu>; recordedBy: D.H. Janzen, W. Hallwachs & Lucia Rios; otherCatalogNumbers: ASTAT061-06, 05-SRNP-22093, BOLD:AAA1929; identifiedBy: AJ Fleming; dateIdentified: 2017; language: en; institutionCode: CNC; collectionCode: Insects; basisOfRecord: Pinned Specimen
- r. scientificName: *Hyphantrophaga nigricauda*; phylum: Arthropoda; class: Insecta; order: Diptera; family: Tachinidae; genus: *Hyphantrophaga*; specificEpithet: *nigricauda*; scientificNameAuthorship: Fleming & Wood, 2017; continent: Central America; country: Costa Rica; countryCode: CR; stateProvince: Guanacaste; county: Sector Pitilla; locality: Area de Conservacion Guanacaste; verbatimLocality: Sendero Laguna; verbatimElevation: 680; verbatimLatitude: 10.9888; verbatimLongitude: -85.4234; verbatimCoordinateSystem: Decimal; decimalLatitude: 10.9888; decimalLongitude: -85.4234; samplingProtocol: Reared from the larva of the Crambidae, *Eulepte Solis15*; verbatimEventDate: 18-May-2011; individualID: DHJPAR0045600; individualCount: 1; sex: male; lifeStage: adult; preparations: pinned; catalogNumber: DHJPAR0045600; occurrenceDetails: <http://janzen.sas.upenn.edu>; recordedBy: D.H. Janzen, W. Hallwachs & Freddy Quesada; otherCatalogNumbers: ACGAZ789-11, 11-SRNP-31069, BOLD:AAA1929; identifiedBy: AJ Fleming; dateIdentified: 2017; language: en; institutionCode: CNC; collectionCode: Insects; basisOfRecord: Pinned Specimen
- s. scientificName: *Hyphantrophaga nigricauda*; phylum: Arthropoda; class: Insecta; order: Diptera; family: Tachinidae; genus: *Hyphantrophaga*; specificEpithet: *nigricauda*; scientificNameAuthorship: Fleming & Wood, 2017; continent: Central America; country: Costa Rica; countryCode: CR; stateProvince: Guanacaste; county: Sector Pitilla; locality: Area de Conservacion Guanacaste; verbatimLocality: Pasmompa; verbatimElevation: 440; verbatimLatitude: 11.0193; verbatimLongitude: -85.41; verbatimCoordinateSystem: Decimal; decimalLatitude: 11.0193; decimalLongitude:

- 85.41; samplingProtocol: Reared from the larva of the Geometridae, *Cyclomia disparilis*; verbatimEventDate: 16-Jul-2005; individualID: DHJPAR0007292; individualCount: 1; sex: female; lifeStage: adult; preparations: pinned; catalogNumber: DHJPAR0007292; occurrenceDetails: <http://janzen.sas.upenn.edu>; recordedBy: D.H. Janzen, W. Hallwachs & Calixto Moraga; otherCatalogNumbers: ASTAT064-06, 05-SRNP-32272, BOLD:AAA1929; identifiedBy: AJ Fleming; dateIdentified: 2017; language: en; institutionCode: CNC; collectionCode: Insects; basisOfRecord: Pinned Specimen
- t. scientificName: *Hyphantrophaga nigricauda*; phylum: Arthropoda; class: Insecta; order: Diptera; family: Tachinidae; genus: *Hyphantrophaga*; specificEpithet: *nigricauda*; scientificNameAuthorship: Fleming & Wood, 2017; continent: Central America; country: Costa Rica; countryCode: CR; stateProvince: Guanacaste; county: Sector Del Oro; locality: Area de Conservacion Guanacaste; verbatimLocality: Puente Mena; verbatimElevation: 280; verbatimLatitude: 11.0456; verbatimLongitude: -85.4574; verbatimCoordinateSystem: Decimal; decimalLatitude: 11.0456; decimalLongitude: -85.4574; samplingProtocol: Reared from the larva of the Geometridae, *Cyclomia disparilis*; verbatimEventDate: 23-Jul-2009; individualID: DHJPAR0037607; individualCount: 1; sex: male; lifeStage: adult; preparations: pinned; catalogNumber: DHJPAR0037607; occurrenceDetails: <http://janzen.sas.upenn.edu>; recordedBy: D.H. Janzen, W. Hallwachs & Elieth Cantillano; otherCatalogNumbers: ASHYC4352-10, 09-SRNP-21421, BOLD:AAA1929; identifiedBy: AJ Fleming; dateIdentified: 2017; language: en; institutionCode: CNC; collectionCode: Insects; basisOfRecord: Pinned Specimen
- u. scientificName: *Hyphantrophaga nigricauda*; phylum: Arthropoda; class: Insecta; order: Diptera; family: Tachinidae; genus: *Hyphantrophaga*; specificEpithet: *nigricauda*; scientificNameAuthorship: Fleming & Wood, 2017; continent: Central America; country: Costa Rica; countryCode: CR; stateProvince: Guanacaste; county: Sector Del Oro; locality: Area de Conservacion Guanacaste; verbatimLocality: Monte Cristo; verbatimElevation: 525; verbatimLatitude: 11.0137; verbatimLongitude: -85.4253; verbatimCoordinateSystem: Decimal; decimalLatitude: 11.0137; decimalLongitude: -85.4253; samplingProtocol: Reared from the larva of the Geometridae, *Cyclomia disparilis*; verbatimEventDate: 28-Jun-2005; individualID: DHJPAR0007313; individualCount: 1; sex: male; lifeStage: adult; preparations: pinned; catalogNumber: DHJPAR0007313; occurrenceDetails: <http://janzen.sas.upenn.edu>; recordedBy: D.H. Janzen, W. Hallwachs & Elieth Cantillano; otherCatalogNumbers: ASTAT085-06, 05-SRNP-22072, BOLD:AAA1929; identifiedBy: AJ Fleming; dateIdentified: 2017; language: en; institutionCode: CNC; collectionCode: Insects; basisOfRecord: Pinned Specimen

Description

Male (Fig. 22). Length: 4–7 mm. **Head** (Fig. 22b): vertex 1/5 of head width; two reclinate upper orbital setae; ocellar setae arising beside anterior ocellus; ocellar triangle gold, concolorous with fronto-orbital plate; fronto-orbital plate gold over 90% of surface, sparsely setulose, setulae not extending below lowest frontal seta; parafacial shiny silver and bare; facial ridge bare; pedicel black, concolorous with postpedicel; arista black, very minutely pubescent, distinctly thickened on basal 1/3–1/4; palpus yellow and haired. **Thorax** (Fig. 22a, c): gold tomentose dorsally, grey tomentose laterally; four prominent dorsal vittae, outermost two broken across suture, innermost

pair unbroken across suture, reaching 3rd postsutural dorsocentral seta; postpronotum with 3–4 setae arranged in a triangle; chaetotaxy: acrostichal setae 3:3; dorsocentral setae 3:4; intra-alar setae 2:3; supra-alar setae 2:3; three katepisternal setae, basal seta extremely weak and anterior to suture; lateral scutellar setae subequal in length to apical setae, curving inwards medially; lateral scutellar setae subequal in length to basal setae; subapical setae strongest and longest of marginal scutellar setae, these not strongly divergent; apical scutellar setae short and relatively weak, erect and crossed midway; one pair of discal scutellar setae; scutellum with a darkened crescent across basal 30%, remainder concolorous with scutum. **Legs** (Fig. 22c): black throughout; hind coxa setose. **Wing** (Fig. 22a): pale grey translucent, slightly infusate, veins dark amber brown; vein R_{4+5} with two setulae at base. **Abdomen** (Fig. 22a, c): ground colour black; mid-dorsal depression on ST1+2 reaching hind margin; abdominal tomentum present as gold bands spanning anterior 50% of T3–T4; T5 gold tomentose with black apex; median marginal setae present on ST1+2–T3; a complete row of marginal setae present on T4; discal setae present on T3–T5; sex patch absent. **Terminalia** (Fig. 22d, e, f): anterior margin of sternite 5 (Fig. 22f) with a slight curved medial depression, posterior edge with a deeply excavated median cleft, smoothly U-shaped; posterior lobes of sternite rounded apically and completely devoid of setae; apical plate shorter than posterior lobes. Unsclerotised "window" anterior to median cleft with central rectangular gap as wide as median cleft, branched on either side, with two thin arms reaching around base of posterior lobes. Cerci (Fig. 22d) in posterior view subrectangular and slightly shorter than surstyli, blunt and squared off towards apex, completely separate medially, diverging at tips; in lateral view (Fig. 22e) with a strong, almost 90 degree bend 1/3 along their length apically; densely setulose almost to apex dorsally, setulose ventrally along basal 2/3 (visible in lateral view). Surstylus in lateral view almost parallel-sided along its length, ending in a slightly downcurved apex, making the structure appear blade-like; surstylus appearing fused with epandrium; when viewed dorsally, surstyli appearing strongly divergent and wide open. Pregonite broad and well-developed, bent basally, apical 2/3 cinched, giving it a petiolate appearance, apically rounded, devoid of setulae. Postgonite elongate, slender, very slightly hooked at tip, subequal in length to pregonite. Distiphallus cone-shaped, apically flared, with a slender median longitudinal sclerotised reinforcement on its posterior surface and a broad, anterolateral, sclerotised acrophallus on each side, joining the plate of opposite side on anterior surface near apex; approximately two times as long as basiphallus.

Female. Length: 5–7 mm. As male, differing only by the presence of two pairs of proclinate orbital setae.

Diagnosis

Hyphantrophaga nigricauda sp. n. can be distinguished from all other *Hyphantrophaga* species by the following combination of traits: pedicel and arista concolorous, dark brown/black, four postsutural dorsocentral setae, four thoracic vittae, inner pair solid

across suture, hind coxa setose, discal setae present on T3–T5 and T5 gold tomentose with a black apex.




Figure 22.

Hyphantrophaga nigricauda sp. n.; **a–c**: habitus; holotype male, voucher n. DHJPAR0027908; **d–f**: terminalia; male paratype, voucher n. DHJPAR0042693.

a: dorsal view [doi](#)

b: frontal view [doi](#)

c: lateral view [doi](#)

d: dorsal view [doi](#)

e: lateral view [doi](#)

f: sternite 5, ventral view [doi](#)

Etymology

From the Latin adjective "*nigrum*" meaning black and the Latin noun "*cauda*" meaning tail, in reference to the apically black T5.

Distribution

Costa Rica, ACG, Alajuela and Guanacaste Provinces, 280–680 m elevation.

Ecology

Hyphantrophaga nigricauda sp. n. has been reared 22 times from five species of Lepidoptera in the families Geometridae, (*Cyclomia disparilis* Schaus, 1911; Crambidae: *Pleuroptya Solis*02, *Eulepte Solis*15 and *Conchylodes platinalis* (Guenée, 1854)); and Thyrididae, (*Dysodia* Janzen10); in rain forest and dry-rain lowland intergrade.

Hyphantrophaga osvaldoespinozai Fleming & Wood, sp. n.

- ZooBank urn:lsid:zoobank.org:act:E78E0490-A791-42D4-8874-1D62E818C94E

Materials

Holotype:

- scientificName: *Hyphantrophaga osvaldoespinozai*; phylum: Arthropoda; class: Insecta; order: Diptera; family: Tachinidae; genus: *Hyphantrophaga*; specificEpithet: *osvaldoespinozai*; scientificNameAuthorship: Fleming & Wood, 2017; continent: Central America; country: Costa Rica; countryCode: CR; stateProvince: Guanacaste; county: Camino Bahia Hachal; locality: Area de Conservacion Guanacaste; verbatimLocality: Camino Bahia Hachal; verbatimElevation: 5; verbatimLatitude: 10.758; verbatimLongitude: -85.6086; verbatimCoordinateSystem: Decimal; decimalLatitude: 10.758; decimalLongitude: -85.6086; samplingProtocol: Reared from the larva of the Noctuidae, *Diastema morata*; verbatimEventDate: 26-Jul-2006; individualID: DHJPAR0010389; individualCount: 1; sex: male; lifeStage: adult; preparations: pinned; catalogNumber: DHJPAR0010389; occurrenceDetails: <http://janzen.sas.upenn.edu>; recordedBy: D.H. Janzen, W. Hallwachs & Eilyn Camacho; otherCatalogNumbers: ASTAS220-06, 06-SRNP-16192, BOLD:AAD2740; identifiedBy: AJ Fleming; dateIdentified: 2017; language: en; institutionCode: CNC; collectionCode: Insects; basisOfRecord: Pinned Specimen

Paratypes:

- scientificName: *Hyphantrophaga osvaldoespinozai*; phylum: Arthropoda; class: Insecta; order: Diptera; family: Tachinidae; genus: *Hyphantrophaga*; specificEpithet: *osvaldoespinozai*; scientificNameAuthorship: Fleming & Wood, 2017; continent: Central America; country: Costa Rica; countryCode: CR; stateProvince: Guanacaste; county: Presa; locality: Area de Conservacion Guanacaste; verbatimLocality: Presa; verbatimElevation: 180; verbatimLatitude: 10.758; verbatimLongitude: -85.6086; verbatimCoordinateSystem: Decimal; decimalLatitude: 10.758; decimalLongitude: -85.6086; samplingProtocol: Reared from the larva of the Noctuidae, *Diastema tigris*; verbatimEventDate: 15-Dec-1997; individualID: DHJPAR0007478; individualCount: 1;

- sex: female; lifeStage: adult; preparations: pinned; catalogNumber: DHJPAR0007478; occurrenceDetails: <http://janzen.sas.upenn.edu>; recordedBy: D.H. Janzen, W. Hallwachs & gusaneros; otherCatalogNumbers: ASTAT250-06, 97-SRNP-10178, BOLD:AAD2740; identifiedBy: AJ Fleming; dateIdentified: 2017; language: en; institutionCode: CNC; collectionCode: Insects; basisOfRecord: Pinned Specimen
- b. scientificName: *Hyphantrophaga osvaldoespinozai*; phylum: Arthropoda; class: Insecta; order: Diptera; family: Tachinidae; genus: *Hyphantrophaga*; specificEpithet: *osvaldoespinozai*; scientificNameAuthorship: Fleming & Wood, 2017; continent: Central America; country: Costa Rica; countryCode: CR; stateProvince: Guanacaste; county: Bejuco; locality: Area de Conservacion Guanacaste; verbatimLocality: Bejuco; verbatimElevation: 180; verbatimLatitude: 10.758; verbatimLongitude: -85.6086; verbatimCoordinateSystem: Decimal; decimalLatitude: 10.758; decimalLongitude: -85.6086; samplingProtocol: Reared from the larva of the Noctuidae, *Diastema tigris*; verbatimEventDate: 20-Nov-1997; individualID: DHJPAR0007476; individualCount: 1; sex: female; lifeStage: adult; preparations: pinned; catalogNumber: DHJPAR0007476; occurrenceDetails: <http://janzen.sas.upenn.edu>; recordedBy: D.H. Janzen, W. Hallwachs & gusaneros; otherCatalogNumbers: ASTAT248-06, 97-SRNP-9721, BOLD:AAD2740; identifiedBy: AJ Fleming; dateIdentified: 2017; language: en; institutionCode: CNC; collectionCode: Insects; basisOfRecord: Pinned Specimen
- c. scientificName: *Hyphantrophaga osvaldoespinozai*; phylum: Arthropoda; class: Insecta; order: Diptera; family: Tachinidae; genus: *Hyphantrophaga*; specificEpithet: *osvaldoespinozai*; scientificNameAuthorship: Fleming & Wood, 2017; continent: Central America; country: Costa Rica; countryCode: CR; stateProvince: Guanacaste; county: Estacion Junquillal; locality: Area de Conservacion Guanacaste; verbatimLocality: Estacion Junquillal; verbatimElevation: 5; verbatimLatitude: 10.758; verbatimLongitude: -85.6086; verbatimCoordinateSystem: Decimal; decimalLatitude: 10.758; decimalLongitude: -85.6086; samplingProtocol: Reared from the larva of the Noctuidae, *Diastema morata*; verbatimEventDate: 07-Jul-2006; individualID: DHJPAR0010244; individualCount: 1; sex: male; lifeStage: adult; preparations: pinned; catalogNumber: DHJPAR0010244; occurrenceDetails: <http://janzen.sas.upenn.edu>; recordedBy: D.H. Janzen, W. Hallwachs & Dionis Rivera; otherCatalogNumbers: ASTAS075-06, 06-SRNP-16266, BOLD:AAD2740; identifiedBy: AJ Fleming; dateIdentified: 2017; language: en; institutionCode: CNC; collectionCode: Insects; basisOfRecord: Pinned Specimen
- d. scientificName: *Hyphantrophaga osvaldoespinozai*; phylum: Arthropoda; class: Insecta; order: Diptera; family: Tachinidae; genus: *Hyphantrophaga*; specificEpithet: *osvaldoespinozai*; scientificNameAuthorship: Fleming & Wood, 2017; continent: Central America; country: Costa Rica; countryCode: CR; stateProvince: Guanacaste; county: Finca Jenny; locality: Area de Conservacion Guanacaste; verbatimLocality: Finca Jenny; verbatimElevation: 205; verbatimLatitude: 10.758; verbatimLongitude: -85.6086; verbatimCoordinateSystem: Decimal; decimalLatitude: 10.758; decimalLongitude: -85.6086; samplingProtocol: Reared from the larva of the Noctuidae, *Diastema tigris*; verbatimEventDate: 06-Nov-2004; individualID: DHJPAR0007479; individualCount: 1; sex: female; lifeStage: adult; preparations: pinned; catalogNumber: DHJPAR0007479; occurrenceDetails: <http://janzen.sas.upenn.edu>; recordedBy: D.H. Janzen, W. Hallwachs & Roberto Espinosa; otherCatalogNumbers: ASTAT251-06, 04-SRNP-14794, BOLD:AAD2740; identifiedBy: AJ Fleming; dateIdentified: 2017; language: en; institutionCode: CNC; collectionCode: Insects; basisOfRecord: Pinned Specimen

- e. scientificName: *Hyphantrophaga osvaldoespinozai*; phylum: Arthropoda; class: Insecta; order: Diptera; family: Tachinidae; genus: *Hyphantrophaga*; specificEpithet: *osvaldoespinozai*; scientificNameAuthorship: Fleming & Wood, 2017; continent: Central America; country: Costa Rica; countryCode: CR; stateProvince: Guanacaste; county: Camino Bahia Hachal; locality: Area de Conservacion Guanacaste; verbatimLocality: Camino Bahia Hachal; verbatimElevation: 5; verbatimLatitude: 10.758; verbatimLongitude: -85.6086; verbatimCoordinateSystem: Decimal; decimalLatitude: 10.758; decimalLongitude: -85.6086; samplingProtocol: Reared from the larva of the Noctuidae, *Diastema morata*; verbatimEventDate: 12-Jul-2006; individualID: DHJPAR0010306; individualCount: 1; sex: male; lifeStage: adult; preparations: pinned; catalogNumber: DHJPAR0010306; occurrenceDetails: <http://janzen.sas.upenn.edu>; recordedBy: D.H. Janzen, W. Hallwachs & Guillermo Pereira; otherCatalogNumbers: ASTAS137-06, 06-SRNP-16246, BOLD:AAD2740; identifiedBy: AJ Fleming; dateIdentified: 2017; language: en; institutionCode: CNC; collectionCode: Insects; basisOfRecord: Pinned Specimen
- f. scientificName: *Hyphantrophaga osvaldoespinozai*; phylum: Arthropoda; class: Insecta; order: Diptera; family: Tachinidae; genus: *Hyphantrophaga*; specificEpithet: *osvaldoespinozai*; scientificNameAuthorship: Fleming & Wood, 2017; continent: Central America; country: Costa Rica; countryCode: CR; stateProvince: Guanacaste; county: Bejuco; locality: Area de Conservacion Guanacaste; verbatimLocality: Bejuco; verbatimElevation: 180; verbatimLatitude: 10.758; verbatimLongitude: -85.6086; verbatimCoordinateSystem: Decimal; decimalLatitude: 10.758; decimalLongitude: -85.6086; samplingProtocol: Reared from the larva of the Noctuidae, *Diastema tigris*; verbatimEventDate: 14-Nov-1997; individualID: DHJPAR0007477; individualCount: 1; sex: female; lifeStage: adult; preparations: pinned; catalogNumber: DHJPAR0007477; occurrenceDetails: <http://janzen.sas.upenn.edu>; recordedBy: D.H. Janzen, W. Hallwachs & gusaneros; otherCatalogNumbers: ASTAT249-06, 97-SRNP-9719, BOLD:AAD2740; identifiedBy: AJ Fleming; dateIdentified: 2017; language: en; institutionCode: CNC; collectionCode: Insects; basisOfRecord: Pinned Specimen
- g. scientificName: *Hyphantrophaga osvaldoespinozai*; phylum: Arthropoda; class: Insecta; order: Diptera; family: Tachinidae; genus: *Hyphantrophaga*; specificEpithet: *osvaldoespinozai*; scientificNameAuthorship: Fleming & Wood, 2017; continent: Central America; country: Costa Rica; countryCode: CR; stateProvince: Guanacaste; county: Tanquetas; locality: Area de Conservacion Guanacaste; verbatimLocality: Tanquetas; verbatimElevation: 295; verbatimLatitude: 10.758; verbatimLongitude: -85.6086; verbatimCoordinateSystem: Decimal; decimalLatitude: 10.758; decimalLongitude: -85.6086; samplingProtocol: Reared from the larva of the Noctuidae, *Diastema tigris*; verbatimEventDate: 07-Aug-1994; individualID: DHJPAR0022959; individualCount: 1; sex: female; lifeStage: adult; preparations: pinned; catalogNumber: DHJPAR0022959; occurrenceDetails: <http://janzen.sas.upenn.edu>; recordedBy: D.H. Janzen, W. Hallwachs & gusaneros; otherCatalogNumbers: ASTAW123-08, 94-SRNP-3920, BOLD:AAD2740; identifiedBy: AJ Fleming; dateIdentified: 2017; language: en; institutionCode: CNC; collectionCode: Insects; basisOfRecord: Pinned Specimen
- h. scientificName: *Hyphantrophaga osvaldoespinozai*; phylum: Arthropoda; class: Insecta; order: Diptera; family: Tachinidae; genus: *Hyphantrophaga*; specificEpithet: *osvaldoespinozai*; scientificNameAuthorship: Fleming & Wood, 2017; continent: Central America; country: Costa Rica; countryCode: CR; stateProvince: Guanacaste; county: Bosque San Emilio; locality: Area de Conservacion Guanacaste; verbatimLocality: Bosque San Emilio; verbatimElevation: 300; verbatimLatitude:

10.758; verbatimLongitude: -85.6086; verbatimCoordinateSystem: Decimal; decimalLatitude: 10.758; decimalLongitude: -85.6086; samplingProtocol: Reared from the larva of the Noctuidae, *Diastema tigris*; verbatimEventDate: 10-Nov-1987; individualID: DHJPAR0007274; individualCount: 1; sex: female; lifeStage: adult; preparations: pinned; catalogNumber: DHJPAR0007274; occurrenceDetails: <http://janzen.sas.upenn.edu>; recordedBy: D.H. Janzen, W. Hallwachs & gusaneros; otherCatalogNumbers: ASTAT046-06, 87-SRNP-654.; identifiedBy: AJ Fleming; dateIdentified: 2017; language: en; institutionCode: CNC; collectionCode: Insects; basisOfRecord: Pinned Specimen

Description

Male (Fig. 23). Length: 6–7 mm. **Head** (Fig. 23b): vertex 1/5 of head width; one pair of reclinate upper orbital setae; ocellar setae arising behind anterior ocellus; ocellar triangle silver (slight gold tinge present but overall concolorous with fronto-orbital plate); fronto-orbital plate shiny silver and sparsely setulose, setulae not extending below lowest frontal seta; parafacial silver and bare; facial ridge bare; eye densely haired; pedicel brownish-black with some orange, concolorous with postpedicel; arista brown, very minutely pubescent, distinctly thickened on basal 1/3–1/4; palpus yellow, slender and haired apically. **Thorax** (Fig. 23a, c): dull brassy-grey tomentose dorsally, grey tomentose laterally; densely covered in black setulae along anterior and lateral surfaces, dorsally with dense dark setulae interspersed amongst macrosetae; four prominent dorsal vittae, outermost two broken across suture, innermost pair unbroken across suture, extending to 2nd postsutural dorsocentral seta; postpronotum with three setae arranged in a triangle; chaetotaxy: acrostichal setae 3:3; dorsocentral setae 3:4; intra-alar setae 2:3; supra-alar setae 2:3; 2–3 katepisternal setae, basal seta, when present, extremely weak and anterior to suture; lateral scutellar setae less than 1/2 as long as subapical setae, curving inwards medially, as long as subapical setae; apical scutellar setae subequal in length to basal scutellar setae crossed apically; one pair of discal scutellar setae more widely set than apical setae; scutellum concolorous with scutum. **Legs** (Fig. 23c): dark reddish-brown to black in ground colour; fore femur with dense silver tomentum on posterodorsal surface; hind coxa setose. **Wing** (Fig. 23a, c): pale translucent, hyaline, not distinctly infusate; vein R₄₊₅ with only 2–3 setulae at base. **Abdomen** (Fig. 23a, c): ground colour black; mid-dorsal depression on ST1+2 reaching hind margin; median marginal setae on ST1+2 weak to absent, present on T3; a complete row of marginal setae present on T4; discal setae present on T3–T5, although these can at times appear weak, they are still distinct from abdominal setulae; sex patch absent; distinct brassy-grey tomentum covering all but posterior margin of T3; T3–T4 with darkened patches dorsolaterally, these more concolorous with ST1+2; T5 with brassy-grey tomentum throughout. **Terminalia** (Fig. 23d, e, f): sternite 5 (Fig. 23f) with a deeply excavated median cleft, smoothly U-shaped, with two smaller lobes inside median cleft. Lateral lobes of sternite pointed apically, with 3–4 strong setae surrounded by many shorter, weaker setulae. Anterior plate of sternite 5 from subequal to slightly shorter than apical lobes, unsclerotised window narrow and rectangular, 2X as wide as median cleft. Cerci in posterior view (Fig. 23d) subrectangular and slightly shorter than surstyli, blunt and squared at apex, completely separate medially, slightly

divergent apically; in lateral view with a strong downward curve in apical 1/3, slightly lobed at tip; densely setulose along basal 2/3 dorsally, setulose ventrally along entire length (visible in lateral view). Surstylus in lateral view (Fig. 23e) almost parallel sided along its length, ending in a slightly downcurved apex, making the structure appear blade-like; surstylus slightly fused with epandrium; when viewed dorsally, surstyli appearing to point outwards, not strongly convergent. Pregonite short, not well-developed, 0.3 times as long as distiphallus, bare and squared. Postgonite slightly narrow, 1/3 as wide as pregonite, sharply pointed and curved at apex. Distiphallus sail-shaped, apically flared, with a slender median longitudinal sclerotised reinforcement on its posterior surface and a broad, anterolateral, sclerotised acrophallus on each side, joining the plate of opposite side on anterior surface near apex.

Female. Length: 6–8 mm. As male, differing only by the presence of two pairs of proclinate orbital setae.

Diagnosis

Hyphantrophaga osvaldoespinozai **sp. n.** can be distinguished from all other *Hyphantrophaga* species by the following combination of traits: pedicel concolorous with postpedicel, three katepisternal setae, hind coxa setose, tomentum on T5 matching rest of abdominal tomentum, median marginal setae absent from ST1+2 and discal setae present on T3–T5 (can be weak but distinct).

Etymology

Hyphantrophaga osvaldoespinozai **sp. n.** is named in recognition of Osvaldo Espinoza Obando's dedication and work in finding and rearing the ACG caterpillars that contained tachinid larvae.

Distribution

Costa Rica, ACG, Guanacaste Province, 5–300 m elevation.

Ecology

Hyphantrophaga osvaldoespinozai **sp. n.** has been reared nine times from two species of Lepidoptera in the family Noctuidae, *Diastema tigris* Guenée, 1852 and *Diastema morata* Schaus, 1894, in dry forest.




Figure 23.

Hyphantrophaga osvaldoespinozai sp. n.; a–c: habitus; holotype male, voucher n. DHJPAR0010389; d–f: terminalia; male paratype, voucher n. DHJPAR0010306.

a: dorsal view [doi](#)

b: frontal view [doi](#)

c: lateral view [doi](#)

d: dorsal view [doi](#)

e: lateral view [doi](#)

f: sternite 5, ventral view [doi](#)

***Hyphantrophaga pabloumanai* Fleming & Wood, sp. n.**

- ZooBank [urn:lsid:zoobank.org:act:95D2B9E9-61E4-41E8-B8DD-A7052C5E741B](https://doi.org/10.21203/rs.3.rs-1234567/v1)

Material**Holotype:**

- a. scientificName: *Hyphantrophaga pabloumanai*; phylum: Arthropoda; class: Insecta; order: Diptera; family: Tachinidae; genus: *Hyphantrophaga*; specificEpithet: *pabloumanai*; scientificNameAuthorship: Fleming & Wood, 2017; continent: Central America; country: Costa Rica; countryCode: CR; stateProvince: Guanacaste; county: Sector Santa Rosa; locality: Area de Conservacion Guanacaste; verbatimLocality: Area Administrativa; verbatimElevation: 295; verbatimLatitude: 10.8376; verbatimLongitude: -85.6187; verbatimCoordinateSystem: Decimal; decimalLatitude: 10.8376; decimalLongitude: -85.6187; samplingProtocol: Reared from the larva of the Apatelodidae, *Colabata lybia*; verbatimEventDate: 05-Oct-2003; individualID: DHJPAR0007490; individualCount: 1; sex: male; lifeStage: adult; preparations: pinned; catalogNumber: DHJPAR0007490; occurrenceDetails: <http://janzen.sas.upenn.edu>; recordedBy: D.H. Janzen, W. Hallwachs & Ruth Franco; otherCatalogNumbers: ASTAT262-06, 03-SRNP-14280,; identifiedBy: AJ Fleming; dateIdentified: 2017; language: en; institutionCode: CNC; collectionCode: Insects; basisOfRecord: Pinned Specimen

Description

Male (Fig. 24). Length: 6–7 mm. **Head** (Fig. 24b): vertex 1/4 of head width; two pairs of reclinate upper orbital setae; ocellar setae arising beside to slightly behind anterior ocellus; ocellar triangle pale brassy-silver (slight gold tinge present but overall concolorous with fronto-orbital plate); fronto-orbital plate pale brassy-silver over 75%, changing to brilliant silver adjacent to parafacial, densely setulose, setulae not extending below lowest frontal seta; parafacial silver and bare; facial ridge bare; eye densely haired; pedicel orange, lighter than dark brown/black postpedicel; arista brown, very minutely pubescent, distinctly thickened on basal 1/3–1/4; palpus yellow/orange, slender and haired apically. **Thorax** (Fig. 24a, c): dull brassy-grey tomentose dorsally, grey tomentose laterally; densely covered in black setulae along anterior and lateral surfaces, dorsally with dense dark setulae interspersed amongst setae; four prominent dorsal vittae, outermost two broken across suture, innermost pair unbroken across suture, extending to 2nd postsutural dorsocentral seta; postpronotum with 4–5 setae arranged in a triangle; chaetotaxy: acrostichal setae 3:3; dorsocentral setae 3:4; intra-alar setae 2:3; supra-alar setae 2:3; three katepisternal setae, basal seta weak and anterior to suture; lateral scutellar setae less than 1/2 as long as subapical setae; basal scutellar setae curving inwards medially, as long as subapical setae; apical scutellar setae short, crossed apically; one pair of discal scutellar setae more widely set than apical setae; scutellum concolorous with scutum. **Legs** (Fig. 24c): dark reddish-brown to black in ground colour; fore femur with dense silver tomentum on posterodorsal surface; hind coxa bare. **Wing** (Fig. 24a, c): pale translucent, hyaline, not distinctly infusate; vein R₄₊₅ with only two setulae at base. **Abdomen** (Fig. 24a, c): ground colour reddish-brown; mid-dorsal depression on ST1+2 reaching hind margin; median

marginal setae present on ST1+2–T3; a complete row of marginal setae present on T4; discal setae only T5; sex patch present on T4–T5; distinct tomentose bands along anterior 2/3 of T3 and T4, broken medially by a dorsocentral stripe; T5 with silver tomentum over its entire dorsal surface; T3–T4 with darkened patches dorsolaterally, these more concolorous with ST1+2. **Terminalia:** not examined.



Figure 24.

Hyphantrophaga pabloumanai sp. n.; a–c: habitus; holotype male, voucher n. DHJPAR0007490.

a: dorsal view [doi](#)

b: frontal view [doi](#)

c: lateral view [doi](#)

Female. Not known at this time.

Diagnosis

Hyphantrophaga pabloumanai sp. n. can be distinguished from all other *Hyphantrophaga* species by the following combination of traits: fronto-orbital plate silver tomentose, pedicel orange, four postsutural dorsocentral setae, legs reddish-black, hind coxa bare, median marginal setae present on ST1+2, discal setae only on T5.

Etymology

Hyphantrophaga pabloumanai **sp. n.** is named in recognition of Pablo José Umaña Calderon's dedication and work in finding and rearing the ACG caterpillars that contained tachinid larvae.

Distribution

Costa Rica, ACG, Guanacaste province, 295 m elevation.

Ecology

Hyphantrophaga pabloumanai **sp. n.** has been reared once from one species of Lepidoptera in the family Apatelodidae, *Colabata lybia* Druce, 1898, in dry forest.

Hyphantrophaga similis Fleming & Wood, sp. n.

- ZooBank <urn:lsid:zoobank.org:act:535A05E1-BDB4-4D26-A724-36B865E3ADDE>

Materials

Holotype:

- scientificName: *Hyphantrophaga similis*; phylum: Arthropoda; class: Insecta; order: Diptera; family: Tachinidae; genus: *Hyphantrophaga*; specificEpithet: *similis*; scientificNameAuthorship: Fleming & Wood, 2017; continent: Central America; country: Costa Rica; countryCode: CR; stateProvince: Alajuela; county: Sector Rincon Rain Forest; locality: Area de Conservacion Guanacaste; verbatimLocality: Sendero Anonas; verbatimElevation: 405; verbatimLatitude: 10.9053; verbatimLongitude: -85.2788; verbatimCoordinateSystem: Decimal; decimalLatitude: 10.9053; decimalLongitude: -85.2788; samplingProtocol: Reared from the larva of the Erebidae, *Letis buteo*DHJ02; verbatimEventDate: 23-Aug-2003; individualID: DHJPAR0007325; individualCount: 1; sex: male; lifeStage: adult; preparations: pinned; catalogNumber: DHJPAR0007325; occurrenceDetails: <http://janzen.sas.upenn.edu>; recordedBy: D.H. Janzen, W. Hallwachs & Jose Perez; otherCatalogNumbers: ASTAT097-06, 03-SRNP-11568, BOLD:AAE1435; identifiedBy: AJ Fleming; dateIdentified: 2017; language: en; institutionCode: CNC; collectionCode: Insects; basisOfRecord: Pinned Specimen

Paratypes:

- scientificName: *Hyphantrophaga similis*; phylum: Arthropoda; class: Insecta; order: Diptera; family: Tachinidae; genus: *Hyphantrophaga*; specificEpithet: *similis*; scientificNameAuthorship: Fleming & Wood, 2017; continent: Central America; country: Costa Rica; countryCode: CR; stateProvince: Alajuela; county: Sector Rincon Rain Forest; locality: Area de Conservacion Guanacaste; verbatimLocality: Sendero Rincon; verbatimElevation: 430; verbatimLatitude: 10.8962; verbatimLongitude: -85.2777; decimalLatitude: 10.8962; decimalLongitude: -85.2777; samplingProtocol: Reared from the larva of the Erebidae, *Letis buteo*DHJ01; verbatimEventDate: 28-Nov-2000; individualID: DHJPAR0007327; individualCount: 1; sex: female; lifeStage: adult; preparations: pinned; catalogNumber: DHJPAR0007327; occurrenceDetails: <http://janzen.sas.upenn.edu>; recordedBy: D.H. Janzen, W. Hallwachs & Freyci Vargas;

- otherCatalogNumbers: ASTAT099-06, 00-SRNP-20556, BOLD:AAE1435; identifiedBy: M. Wood; dateIdentified: 2017; language: en; institutionCode: CNC; collectionCode: Insects; basisOfRecord: Pinned Specimen
- b. scientificName: *Hyphantrophaga similis*; phylum: Arthropoda; class: Insecta; order: Diptera; family: Tachinidae; genus: *Hyphantrophaga*; specificEpithet: *similis*; scientificNameAuthorship: Fleming & Wood, 2017; continent: Central America; country: Costa Rica; countryCode: CR; stateProvince: Alajuela; county: Sector Rincon Rain Forest; locality: Area de Conservacion Guanacaste; verbatimLocality: Camino Rio Francia; verbatimElevation: 410; verbatimLatitude: 10.9043; verbatimLongitude: -85.2865; verbatimCoordinateSystem: Decimal; decimalLatitude: 10.9043; decimalLongitude: -85.2865; samplingProtocol: Reared from the larva of the Erebidae, *Letis buteo*DHJ01; verbatimEventDate: 11-Dec-2000; individualID: DHJPAR0007328; individualCount: 1; sex: male; lifeStage: adult; preparations: pinned; catalogNumber: DHJPAR0007328; occurrenceDetails: <http://janzen.sas.upenn.edu>; recordedBy: D.H. Janzen, W. Hallwachs & Freyci Vargas; otherCatalogNumbers: ASTAT100-06, 00-SRNP-20740, BOLD:AAE1435; identifiedBy: AJ Fleming; dateIdentified: 2017; language: en; institutionCode: CNC; collectionCode: Insects; basisOfRecord: Pinned Specimen
- c. scientificName: *Hyphantrophaga similis*; phylum: Arthropoda; class: Insecta; order: Diptera; family: Tachinidae; genus: *Hyphantrophaga*; specificEpithet: *similis*; scientificNameAuthorship: Fleming & Wood, 2017; continent: Central America; country: Costa Rica; countryCode: CR; stateProvince: Guanacaste; county: Sector Del Oro; locality: Area de Conservacion Guanacaste; verbatimLocality: Margarita; verbatimElevation: 380; verbatimLatitude: 11.0323; verbatimLongitude: -85.4395; verbatimCoordinateSystem: Decimal; decimalLatitude: 11.0323; decimalLongitude: -85.4395; samplingProtocol: Reared from the larva of the Erebidae, *Letis mycerina*; verbatimEventDate: 28-Jul-2005; individualID: DHJPAR0007329; individualCount: 1; sex: male; lifeStage: adult; preparations: pinned; catalogNumber: DHJPAR0007329; occurrenceDetails: <http://janzen.sas.upenn.edu>; recordedBy: D.H. Janzen, W. Hallwachs & Elieth Cantillano; otherCatalogNumbers: ASTAT101-06, 05-SRNP-22366, BOLD:AAE1435; identifiedBy: AJ Fleming; dateIdentified: 2017; language: en; institutionCode: CNC; collectionCode: Insects; basisOfRecord: Pinned Specimen
- d. scientificName: *Hyphantrophaga similis*; phylum: Arthropoda; class: Insecta; order: Diptera; family: Tachinidae; genus: *Hyphantrophaga*; specificEpithet: *similis*; scientificNameAuthorship: Fleming & Wood, 2017; continent: Central America; country: Costa Rica; countryCode: CR; stateProvince: Alajuela; county: Brasilia; locality: Area de Conservacion Guanacaste; verbatimLocality: Gallinazo; verbatimElevation: 360; verbatimLatitude: 11.0183; verbatimLongitude: -85.372; verbatimCoordinateSystem: Decimal; decimalLatitude: 11.0183; decimalLongitude: -85.372; samplingProtocol: Reared from the larva of the Erebidae, *Letis buteo*DHJ01; verbatimEventDate: 25-Sep-2011; individualID: DHJPAR0045663; individualCount: 1; sex: male; lifeStage: adult; preparations: pinned; catalogNumber: DHJPAR0045663; occurrenceDetails: <http://janzen.sas.upenn.edu>; recordedBy: D.H. Janzen, W. Hallwachs & Duvalier Briceno; otherCatalogNumbers: ACGAZ852-11, 11-SRNP-65874, BOLD:AAE1435; identifiedBy: AJ Fleming; dateIdentified: 2017; language: en; institutionCode: CNC; collectionCode: Insects; basisOfRecord: Pinned Specimen
- e. scientificName: *Hyphantrophaga similis*; phylum: Arthropoda; class: Insecta; order: Diptera; family: Tachinidae; genus: *Hyphantrophaga*; specificEpithet: *similis*; scientificNameAuthorship: Fleming & Wood, 2017; continent: Central America; country: Costa Rica; countryCode: CR; stateProvince: Alajuela; county: Sector Rincon Rain

Forest; locality: Area de Conservacion Guanacaste; verbatimLocality: Sendero Rincon; verbatimElevation: 430; verbatimLatitude: 10.8962; verbatimLongitude: -85.2777; verbatimCoordinateSystem: Decimal; decimalLatitude: 10.8962; decimalLongitude: -85.2777; samplingProtocol: Reared from the larva of the Erebidae, *Letis buteo*DHJ01; verbatimEventDate: 23-Oct-2000; individualID: DHJPAR0007326; individualCount: 1; sex: female; lifeStage: adult; preparations: pinned; catalogNumber: DHJPAR0007326; occurrenceDetails: <http://janzen.sas.upenn.edu>; recordedBy: D.H. Janzen, W. Hallwachs & Freyci Vargas; otherCatalogNumbers: ASTAT098-06, 00-SRNP-14698, BOLD:AAE1435; identifiedBy: AJ Fleming; dateIdentified: 2017; language: en; institutionCode: CNC; collectionCode: Insects; basisOfRecord: Pinned Specimen

Description

Male (Fig. 25). Length: 8–12 mm. **Head** (Fig. 25b): vertex 1/4 of head width; two reclinate upper orbital setae; ocellar setae arising beside anterior ocellus; ocellar triangle silver, concolorous with fronto-orbital plate; fronto-orbital plate silver with a slight gold tinge over frontal setae, setulose, setulae not extending below lowest frontal seta; frontal setae extending up to base of postpedicel; parafacial silver and bare; facial ridge bare; eye densely haired; pedicel black, concolorous with postpedicel; arista brown, very minutely pubescent, distinctly thickened on basal 1/3–1/4. **Thorax** (Fig. 25a, c): dull brassy-grey tomentose dorsally, grey tomentose laterally; four prominent dorsal vittae, outermost two broken across suture, innermost pair unbroken across suture, extending to 3rd postsutural dorsocentral seta; postpronotum with five setae arranged in a triangle; chaetotaxy: acrostichal setae 3:3; dorsocentral setae 4:4; intra-alar setae 3:3; supra-alar setae 2:3; two katepisternal setae; lateral scutellar setae shorter than subapical setae, curving inwards medially; apical scutellar setae subequal in length to basal scutellar setae crossed apically; one pair of discal scutellar setae; scutellum black over basal 20%, remainder concolorous with scutum. **Legs** (Fig. 25c): black in ground colour; fore femur with dense silver tomentum on posterodorsal surface; hind coxa bare. **Wing** (Fig. 25a): pale translucent, hyaline, not distinctly infusate; vein R₄₊₅ with only 2–3 setulae at base. **Abdomen** (Fig. 25a, c): ground colour black; mid-dorsal depression on ST1+2 almost reaching hind margin; median marginal setae present on T3; a complete row of marginal setae present on T4; discal setae only on T5; sex patch covering ventral surfaces of T4–T5 and posterior 1/3 of T3; distinct tomentose bands along anterior edge of T3 and T4, broken medially by a dorsocentral stripe; T5 with silver tomentum covering anterior half. **Terminalia** (Fig. 25d, e, f): sternite 5 (Fig. 25f) with a deeply excavated median cleft, smoothly U-shaped, margins covered in dense tomentum. Lateral lobes of sternite rounded apically, with 2–3 strong setae surrounded by many shorter, weaker setulae. Anterior plate of sternite 5 from subequal to slightly longer than apical lobes; unsclerotised "window" ovoid to slightly rectangular, as wide as median cleft. Cerci in posterior view (Fig. 25d) triangular and slightly shorter than surstyli, blunt and rounded at apex, completely separate medially, appearing slightly divergent; in lateral view with a strong downward curve in apical 1/3; densely setulose along basal 2/3 dorsally, setulose ventrally along entire length (visible in lateral view). Surstylus in lateral view (Fig. 25e) almost parallel-sided along its length, ending in a slightly downcurved apex, making the

structure appear blade-like; when viewed dorsally, surstyli appearing to point outwards, not strongly convergent. Pregonite short, not well-developed, 1/2 as long as distiphallus, bare and squared-off apically. Postgonite slightly narrow, 1/3 as wide as pregonite, sharply pointed and curved at apex. Distiphallus vaguely cone-shaped (could be seen as rectangular), only weakly flaring apically with a slender arrow-shaped median longitudinal sclerotised reinforcement on its posterior surface and a broad, anterolateral, apically clubbed sclerotised acrophallus on each side, joining the plate of opposite side on anterior surface near apex.

Female. Length: 8–11 mm. As male, differing only by the presence of two pairs of proclinate orbital setae.

Diagnosis

Hyphantrophaga similis **sp. n.** can be distinguished from all other *Hyphantrophaga* species by the following combination of traits: parafacial, fronto-orbital plate and ocellar triangle all silver, frontal setae extending up to base of postpedicel. Differs from its most similar congener *H. niveifacies* by the colour of the wings and the presence of only two katapisternal setae.

Etymology

From the Latin adjective "*similis*", meaning similar or resembling, in reference to its similarity to the Brazilian species *H. niveifacies* (Macquart, 1851).

Distribution

Costa Rica, ACG, Alajuela and Guanacaste Provinces, 320–430 m elevation.

Ecology

Hyphantrophaga similis **sp. n.** has been reared seven times from three species of Lepidoptera in the family Erebidae, *Letis buteo*DHJ01, *Letis buteo*DHJ02 and *Letis mycerina* (Cramer, 1777), in rain forest and dry-rain lowland intergrade.




Figure 25.

Hyphantrophaga similis sp. n.; a–c: habitus; holotype male, voucher n. DHJPAR0007325; d–f: terminalia; male paratype, voucher n. 05-SRNP-22366.

a: dorsal view [doi](#)

b: frontal view [doi](#)

c: lateral view [doi](#)

d: dorsal view [doi](#)

e: lateral view [doi](#)

f: sternite 5, ventral view [doi](#)

Hyphantrophaga virilis* (Aldrich & Webber, 1924)*Materials**

- a. scientificName: *Hyphantrophaga virilis*; phylum: Arthropoda; class: Insecta; order: Diptera; family: Tachinidae; genus: *Hyphantrophaga*; specificEpithet: virilis; scientificNameAuthorship: (Aldrich & Webber, 1924); continent: Central America; country: Costa Rica; countryCode: CR; stateProvince: Guanacaste; county: Sector Mundo Nuevo; locality: Area de Conservacion Guanacaste; verbatimLocality: Vado Miramonte; verbatimElevation: 305; verbatimLatitude: 10.7718; verbatimLongitude: -85.434; verbatimCoordinateSystem: Decimal; decimalLatitude: 10.7718; decimalLongitude: -85.434; samplingProtocol: Reared from the larva of the Hesperidae, *Saliana fusta*; verbatimEventDate: 02-Jul-2005; individualID: DHJPAR0003295; individualCount: 1; sex: male; lifeStage: adult; preparations: pinned; catalogNumber: DHJPAR0003295; occurrenceDetails: <http://janzen.sas.upenn.edu>; recordedBy: D.H. Janzen, W. Hallwachs & Mariano Pereira; otherCatalogNumbers: ASTA202-05, 05-SRNP-56212, BOLD:AAA1577; identifiedBy: AJ Fleming; dateIdentified: 2017; language: en; institutionCode: CNC; collectionCode: Insects; basisOfRecord: Pinned Specimen
- b. scientificName: *Hyphantrophaga virilis*; phylum: Arthropoda; class: Insecta; order: Diptera; family: Tachinidae; genus: *Hyphantrophaga*; specificEpithet: virilis; scientificNameAuthorship: (Aldrich & Webber, 1924); continent: Central America; country: Costa Rica; countryCode: CR; stateProvince: Guanacaste; county: Sector Del Oro; locality: Area de Conservacion Guanacaste; verbatimLocality: Bosque Aguirre; verbatimElevation: 620; verbatimLatitude: 11.0006; verbatimLongitude: -85.438; verbatimCoordinateSystem: Decimal; decimalLatitude: 11.0006; decimalLongitude: -85.438; samplingProtocol: Reared from the larva of the Erebiidae, *Antiblemma Poole05*; verbatimEventDate: 24-Dec-2004; individualID: DHJPAR0003299; individualCount: 1; sex: male; lifeStage: adult; preparations: pinned; catalogNumber: DHJPAR0003299; occurrenceDetails: <http://janzen.sas.upenn.edu>; recordedBy: D.H. Janzen, W. Hallwachs & Roster Moraga; otherCatalogNumbers: ASTA206-05, 04-SRNP-26847, BOLD:AAA1577; identifiedBy: AJ Fleming; dateIdentified: 2017; language: en; institutionCode: CNC; collectionCode: Insects; basisOfRecord: Pinned Specimen
- c. scientificName: *Hyphantrophaga virilis*; phylum: Arthropoda; class: Insecta; order: Diptera; family: Tachinidae; genus: *Hyphantrophaga*; specificEpithet: virilis; scientificNameAuthorship: (Aldrich & Webber, 1924); continent: Central America; country: Costa Rica; countryCode: CR; stateProvince: Guanacaste; county: Sector Santa Rosa; locality: Area de Conservacion Guanacaste; verbatimLocality: Area Administrativa; verbatimElevation: 295; verbatimLatitude: 10.8376; verbatimLongitude: -85.6187; verbatimCoordinateSystem: Decimal; decimalLatitude: 10.8376; decimalLongitude: -85.6187; samplingProtocol: Reared from the larva of the Megalopygidae, *Norape nigrovenosa*; verbatimEventDate: 20-Dec-2004; individualID: DHJPAR0003301; individualCount: 1; sex: male; lifeStage: adult; preparations: pinned; catalogNumber: DHJPAR0003301; occurrenceDetails: <http://janzen.sas.upenn.edu>; recordedBy: D.H. Janzen, W. Hallwachs & Freddy Quesada; otherCatalogNumbers: ASTA208-05, 04-SRNP-15774, BOLD:AAA1577; identifiedBy: AJ Fleming; dateIdentified: 2017; language: en; institutionCode: CNC; collectionCode: Insects; basisOfRecord: Pinned Specimen
- d. scientificName: *Hyphantrophaga virilis*; phylum: Arthropoda; class: Insecta; order: Diptera; family: Tachinidae; genus: *Hyphantrophaga*; specificEpithet: virilis;

- scientificNameAuthorship: (Aldrich & Webber, 1924); continent: Central America; country: Costa Rica; countryCode: CR; stateProvince: Guanacaste; county: Sector Santa Rosa; locality: Area de Conservacion Guanacaste; verbatimLocality: Bosque San Emilio; verbatimElevation: 300; verbatimLatitude: 10.8439; verbatimLongitude: -85.6138; verbatimCoordinateSystem: Decimal; decimalLatitude: 10.8439; decimalLongitude: -85.6138; samplingProtocol: Reared from the larva of the Hesperidae, *Mysoria ambigua*; verbatimEventDate: 27-Nov-2004; individualID: DHJPAR0003302; individualCount: 1; sex: male; lifeStage: adult; preparations: pinned; catalogNumber: DHJPAR0003302; occurrenceDetails: <http://janzen.sas.upenn.edu>; recordedBy: D.H. Janzen, W. Hallwachs & Noemi Espinosa; otherCatalogNumbers: ASTA209-05, 04-SRNP-15262, BOLD:AAA1577; identifiedBy: AJ Fleming; dateIdentified: 2017; language: en; institutionCode: CNC; collectionCode: Insects; basisOfRecord: Pinned Specimen
- e. scientificName: *Hyphantrophaga virilis*; phylum: Arthropoda; class: Insecta; order: Diptera; family: Tachinidae; genus: *Hyphantrophaga*; specificEpithet: virilis; scientificNameAuthorship: (Aldrich & Webber, 1924); continent: Central America; country: Costa Rica; countryCode: CR; stateProvince: Guanacaste; county: Potrerillos; locality: Area de Conservacion Guanacaste; verbatimLocality: Rio Azufrado; verbatimElevation: 95; verbatimLatitude: 10.8122; verbatimLongitude: -85.5444; verbatimCoordinateSystem: Decimal; decimalLatitude: 10.8122; decimalLongitude: -85.5444; samplingProtocol: Reared from the larva of the Notodontidae, *Calledema plusia*; verbatimEventDate: 07-Dec-2004; individualID: DHJPAR0003303; individualCount: 1; sex: male; lifeStage: adult; preparations: pinned; catalogNumber: DHJPAR0003303; occurrenceDetails: <http://janzen.sas.upenn.edu>; recordedBy: D.H. Janzen, W. Hallwachs & Ruth Franco; otherCatalogNumbers: ASTA210-05, 04-SRNP-15402, BOLD:AAA1577; identifiedBy: AJ Fleming; dateIdentified: 2017; language: en; institutionCode: CNC; collectionCode: Insects; basisOfRecord: Pinned Specimen
- f. scientificName: *Hyphantrophaga virilis*; phylum: Arthropoda; class: Insecta; order: Diptera; family: Tachinidae; genus: *Hyphantrophaga*; specificEpithet: virilis; scientificNameAuthorship: (Aldrich & Webber, 1924); continent: Central America; country: Costa Rica; countryCode: CR; stateProvince: Guanacaste; county: Sector Santa Rosa; locality: Area de Conservacion Guanacaste; verbatimLocality: Bosque Humedo; verbatimElevation: 290; verbatimLatitude: 10.8514; verbatimLongitude: -85.608; verbatimCoordinateSystem: Decimal; decimalLatitude: 10.8514; decimalLongitude: -85.608; samplingProtocol: Reared from the larva of the Hesperidae, *Nascus Burns01*; verbatimEventDate: 18-Nov-2004; individualID: DHJPAR0003309; individualCount: 1; sex: male; lifeStage: adult; preparations: pinned; catalogNumber: DHJPAR0003309; occurrenceDetails: <http://janzen.sas.upenn.edu>; recordedBy: D.H. Janzen, W. Hallwachs & Ruth Franco; otherCatalogNumbers: ASTA216-05, 04-SRNP-14653, BOLD:AAA1577; identifiedBy: AJ Fleming; dateIdentified: 2017; language: en; institutionCode: CNC; collectionCode: Insects; basisOfRecord: Pinned Specimen
- g. scientificName: *Hyphantrophaga virilis*; phylum: Arthropoda; class: Insecta; order: Diptera; family: Tachinidae; genus: *Hyphantrophaga*; specificEpithet: virilis; scientificNameAuthorship: (Aldrich & Webber, 1924); continent: Central America; country: Costa Rica; countryCode: CR; stateProvince: Guanacaste; county: Sector Cacao; locality: Area de Conservacion Guanacaste; verbatimLocality: Sendero Guayabal; verbatimElevation: 500; verbatimLatitude: 10.8857; verbatimLongitude: -85.4818; verbatimCoordinateSystem: Decimal; decimalLatitude: 10.8857;

- decimalLongitude: -85.4818; samplingProtocol: Reared from the larva of the Erebiidae, *Pachydota saduca*; verbatimEventDate: 15-Nov-2004; individualID: DHJPAR0003310; individualCount: 1; sex: male; lifeStage: adult; preparations: pinned; catalogNumber: DHJPAR0003310; occurrenceDetails: <http://janzen.sas.upenn.edu>; recordedBy: D.H. Janzen, W. Hallwachs & Harry Ramirez; otherCatalogNumbers: ASTA217-05, 04-SRNP-49374, BOLD:AAA1577; identifiedBy: AJ Fleming; dateIdentified: 2017; language: en; institutionCode: CNC; collectionCode: Insects; basisOfRecord: Pinned Specimen
- h. scientificName: *Hyphantrophaga virilis*; phylum: Arthropoda; class: Insecta; order: Diptera; family: Tachinidae; genus: *Hyphantrophaga*; specificEpithet: virilis; scientificNameAuthorship: (Aldrich & Webber, 1924); continent: Central America; country: Costa Rica; countryCode: CR; stateProvince: Alajuela; county: Sector San Cristobal; locality: Area de Conservacion Guanacaste; verbatimLocality: Puente Palma; verbatimElevation: 460; verbatimLatitude: 10.9163; verbatimLongitude: -85.3787; verbatimCoordinateSystem: Decimal; decimalLatitude: 10.9163; decimalLongitude: -85.3787; samplingProtocol: Reared from the larva of the Hesperidae, *Polycctor polycctor*; verbatimEventDate: 03-Jan-2005; individualID: DHJPAR0003315; individualCount: 1; sex: male; lifeStage: adult; preparations: pinned; catalogNumber: DHJPAR0003315; occurrenceDetails: <http://janzen.sas.upenn.edu>; recordedBy: D.H. Janzen, W. Hallwachs & Gloria Sihezar; otherCatalogNumbers: ASTA222-05, 04-SRNP-61141, BOLD:AAA1577; identifiedBy: AJ Fleming; dateIdentified: 2017; language: en; institutionCode: CNC; collectionCode: Insects; basisOfRecord: Pinned Specimen
- i. scientificName: *Hyphantrophaga virilis*; phylum: Arthropoda; class: Insecta; order: Diptera; family: Tachinidae; genus: *Hyphantrophaga*; specificEpithet: virilis; scientificNameAuthorship: (Aldrich & Webber, 1924); continent: Central America; country: Costa Rica; countryCode: CR; stateProvince: Guanacaste; county: Sector Del Oro; locality: Area de Conservacion Guanacaste; verbatimLocality: Bosque Aguirre; verbatimElevation: 620; verbatimLatitude: 11.0006; verbatimLongitude: -85.438; verbatimCoordinateSystem: Decimal; decimalLatitude: 11.0006; decimalLongitude: -85.438; samplingProtocol: Reared from the larva of the Crambidae, *Syllepte amando*DHJ02; verbatimEventDate: 22-Jan-2005; individualID: DHJPAR0003316; individualCount: 1; sex: male; lifeStage: adult; preparations: pinned; catalogNumber: DHJPAR0003316; occurrenceDetails: <http://janzen.sas.upenn.edu>; recordedBy: D.H. Janzen, W. Hallwachs & Roster Moraga; otherCatalogNumbers: ASTA223-05, 04-SRNP-26832, BOLD:AAA1577; identifiedBy: AJ Fleming; dateIdentified: 2017; language: en; institutionCode: CNC; collectionCode: Insects; basisOfRecord: Pinned Specimen
- j. scientificName: *Hyphantrophaga virilis*; phylum: Arthropoda; class: Insecta; order: Diptera; family: Tachinidae; genus: *Hyphantrophaga*; specificEpithet: virilis; scientificNameAuthorship: (Aldrich & Webber, 1924); continent: Central America; country: Costa Rica; countryCode: CR; stateProvince: Guanacaste; county: Sector Mundo Nuevo; locality: Area de Conservacion Guanacaste; verbatimLocality: Vado Agria; verbatimElevation: 560; verbatimLatitude: 10.7588; verbatimLongitude: -85.3754; verbatimCoordinateSystem: Decimal; decimalLatitude: 10.7588; decimalLongitude: -85.3754; samplingProtocol: Reared from the larva of the Notodontidae, *Elasmia mandela*; verbatimEventDate: 23-Aug-2005; individualID: DHJPAR0003321; individualCount: 1; sex: male; lifeStage: adult; preparations: pinned; catalogNumber: DHJPAR0003321; occurrenceDetails: <http://janzen.sas.upenn.edu>; recordedBy: D.H. Janzen, W. Hallwachs & Jose Alberto Sanchez;

- otherCatalogNumbers: ASTA228-05, 05-SRNP-58573, BOLD:AAA1577; identifiedBy: AJ Fleming; dateIdentified: 2017; language: en; institutionCode: CNC; collectionCode: Insects; basisOfRecord: Pinned Specimen
- k. scientificName: *Hyphantrophaga virilis*; phylum: Arthropoda; class: Insecta; order: Diptera; family: Tachinidae; genus: *Hyphantrophaga*; specificEpithet: virilis; scientificNameAuthorship: (Aldrich & Webber, 1924); continent: Central America; country: Costa Rica; countryCode: CR; stateProvince: Guanacaste; county: Sector Mundo Nuevo; locality: Area de Conservacion Guanacaste; verbatimLocality: Mamones; verbatimElevation: 365; verbatimLatitude: 10.7707; verbatimLongitude: -85.4287; verbatimCoordinateSystem: Decimal; decimalLatitude: 10.7707; decimalLongitude: -85.4287; samplingProtocol: Reared from the larva of the Notodontidae, *Elasmia mandela*; verbatimEventDate: 13-Aug-2005; individualID: DHJPAR0003322; individualCount: 1; sex: male; lifeStage: adult; preparations: pinned; catalogNumber: DHJPAR0003322; occurrenceDetails: <http://janzen.sas.upenn.edu>; recordedBy: D.H. Janzen, W. Hallwachs & Mariano Pereira; otherCatalogNumbers: ASTA229-05, 05-SRNP-58078, BOLD:AAA1577; identifiedBy: AJ Fleming; dateIdentified: 2017; language: en; institutionCode: CNC; collectionCode: Insects; basisOfRecord: Pinned Specimen
- l. scientificName: *Hyphantrophaga virilis*; phylum: Arthropoda; class: Insecta; order: Diptera; family: Tachinidae; genus: *Hyphantrophaga*; specificEpithet: virilis; scientificNameAuthorship: (Aldrich & Webber, 1924); continent: Central America; country: Costa Rica; countryCode: CR; stateProvince: Guanacaste; county: Sector Santa Rosa; locality: Area de Conservacion Guanacaste; verbatimLocality: Bosque Humedo; verbatimElevation: 290; verbatimLatitude: 10.8514; verbatimLongitude: -85.608; verbatimCoordinateSystem: Decimal; decimalLatitude: 10.8514; decimalLongitude: -85.608; samplingProtocol: Reared from the larva of the Hesperiiidae, *Nascus Burns01*; verbatimEventDate: 11-Nov-2004; individualID: DHJPAR0003324; individualCount: 1; sex: male; lifeStage: adult; preparations: pinned; catalogNumber: DHJPAR0003324; occurrenceDetails: <http://janzen.sas.upenn.edu>; recordedBy: D.H. Janzen, W. Hallwachs & Ruth Franco; otherCatalogNumbers: ASTA231-05, 04-SRNP-14651, BOLD:AAA1577; identifiedBy: AJ Fleming; dateIdentified: 2017; language: en; institutionCode: CNC; collectionCode: Insects; basisOfRecord: Pinned Specimen
- m. scientificName: *Hyphantrophaga virilis*; phylum: Arthropoda; class: Insecta; order: Diptera; family: Tachinidae; genus: *Hyphantrophaga*; specificEpithet: virilis; scientificNameAuthorship: (Aldrich & Webber, 1924); continent: Central America; country: Costa Rica; countryCode: CR; stateProvince: Guanacaste; county: Sector Cacao; locality: Area de Conservacion Guanacaste; verbatimLocality: Sendero Ponderosa; verbatimElevation: 1060; verbatimLatitude: 10.9146; verbatimLongitude: -85.4626; verbatimCoordinateSystem: Decimal; decimalLatitude: 10.9146; decimalLongitude: -85.4626; samplingProtocol: Reared from the larva of the Erebiidae, *Pachydota drucei*; verbatimEventDate: 06-Mar-2004; individualID: DHJPAR0003330; individualCount: 1; sex: male; lifeStage: adult; preparations: pinned; catalogNumber: DHJPAR0003330; occurrenceDetails: <http://janzen.sas.upenn.edu>; recordedBy: D.H. Janzen, W. Hallwachs & Mariano Pereira; otherCatalogNumbers: ASTA237-05, 04-SRNP-35033, BOLD:AAA1577; identifiedBy: AJ Fleming; dateIdentified: 2017; language: en; institutionCode: CNC; collectionCode: Insects; basisOfRecord: Pinned Specimen
- n. scientificName: *Hyphantrophaga virilis*; phylum: Arthropoda; class: Insecta; order: Diptera; family: Tachinidae; genus: *Hyphantrophaga*; specificEpithet: virilis;

- scientificNameAuthorship: (Aldrich & Webber, 1924); continent: Central America; country: Costa Rica; countryCode: CR; stateProvince: Guanacaste; county: Sector Del Oro; locality: Area de Conservacion Guanacaste; verbatimLocality: Canyon Rio Mena; verbatimElevation: 560; verbatimLatitude: 10.9962; verbatimLongitude: -85.4556; verbatimCoordinateSystem: Decimal; decimalLatitude: 10.9962; decimalLongitude: -85.4556; samplingProtocol: Reared from the larva of the Hesperidae, Polycrator polycrator; verbatimEventDate: 17-Feb-2004; individualID: DHJPAR0003332; individualCount: 1; sex: male; lifeStage: adult; preparations: pinned; catalogNumber: DHJPAR0003332; occurrenceDetails: <http://janzen.sas.upenn.edu>; recordedBy: D.H. Janzen, W. Hallwachs & Lucia Rios; otherCatalogNumbers: ASTA239-05, 04-SRNP-20238, BOLD:AAA1577; identifiedBy: AJ Fleming; dateIdentified: 2017; language: en; institutionCode: CNC; collectionCode: Insects; basisOfRecord: Pinned Specimen
- o. scientificName: *Hyphantrophaga virilis*; phylum: Arthropoda; class: Insecta; order: Diptera; family: Tachinidae; genus: *Hyphantrophaga*; specificEpithet: virilis; scientificNameAuthorship: (Aldrich & Webber, 1924); continent: Central America; country: Costa Rica; countryCode: CR; stateProvince: Guanacaste; county: Sector Cacao; locality: Area de Conservacion Guanacaste; verbatimLocality: Casa Fran; verbatimElevation: 1140; verbatimLatitude: 10.9366; verbatimLongitude: -85.4669; verbatimCoordinateSystem: Decimal; decimalLatitude: 10.9366; decimalLongitude: -85.4669; samplingProtocol: Reared from the larva of the Nymphalidae, Mesotaenia barnesi; verbatimEventDate: 14-May-2003; individualID: DHJPAR0003333; individualCount: 1; sex: male; lifeStage: adult; preparations: pinned; catalogNumber: DHJPAR0003333; occurrenceDetails: <http://janzen.sas.upenn.edu>; recordedBy: D.H. Janzen, W. Hallwachs & Mariano Pereira; otherCatalogNumbers: ASTA240-05, 03-SRNP-3649, BOLD:AAA1577; identifiedBy: AJ Fleming; dateIdentified: 2017; language: en; institutionCode: CNC; collectionCode: Insects; basisOfRecord: Pinned Specimen
- p. scientificName: *Hyphantrophaga virilis*; phylum: Arthropoda; class: Insecta; order: Diptera; family: Tachinidae; genus: *Hyphantrophaga*; specificEpithet: virilis; scientificNameAuthorship: (Aldrich & Webber, 1924); continent: Central America; country: Costa Rica; countryCode: CR; stateProvince: Guanacaste; county: Sector Cacao; locality: Area de Conservacion Guanacaste; verbatimLocality: Sendero Maritza; verbatimElevation: 760; verbatimLatitude: 10.9364; verbatimLongitude: -85.4776; verbatimCoordinateSystem: Decimal; decimalLatitude: 10.9364; decimalLongitude: -85.4776; samplingProtocol: Reared from the larva of the Geometridae, geometrid 01-SRNP-6789; verbatimEventDate: 18-Apr-2003; individualID: DHJPAR0003336; individualCount: 1; sex: male; lifeStage: adult; preparations: pinned; catalogNumber: DHJPAR0003336; occurrenceDetails: <http://janzen.sas.upenn.edu>; recordedBy: D.H. Janzen, W. Hallwachs & Freddy Quesada; otherCatalogNumbers: ASTA243-05, 03-SRNP-3459, BOLD:AAA1577; identifiedBy: AJ Fleming; dateIdentified: 2017; language: en; institutionCode: CNC; collectionCode: Insects; basisOfRecord: Pinned Specimen
- q. scientificName: *Hyphantrophaga virilis*; phylum: Arthropoda; class: Insecta; order: Diptera; family: Tachinidae; genus: *Hyphantrophaga*; specificEpithet: virilis; scientificNameAuthorship: (Aldrich & Webber, 1924); continent: Central America; country: Costa Rica; countryCode: CR; stateProvince: Guanacaste; county: Sector Cacao; locality: Area de Conservacion Guanacaste; verbatimLocality: Sendero Abajo; verbatimElevation: 1020; verbatimLatitude: 10.9255; verbatimLongitude: -85.4716; verbatimCoordinateSystem: Decimal; decimalLatitude: 10.9255; decimalLongitude:

- 85.4716; samplingProtocol: Reared from the larva of the Pyralidae, *Omphalocera cariosa*; verbatimEventDate: 01-Aug-2002; individualID: DHJPAR0003339; individualCount: 1; sex: male; lifeStage: adult; preparations: pinned; catalogNumber: DHJPAR0003339; occurrenceDetails: <http://janzen.sas.upenn.edu>; recordedBy: D.H. Janzen, W. Hallwachs & Freddy Quesada; otherCatalogNumbers: ASTA246-05, 02-SRNP-9335,; identifiedBy: AJ Fleming; dateIdentified: 2017; language: en; institutionCode: CNC; collectionCode: Insects; basisOfRecord: Pinned Specimen
- r. scientificName: *Hyphantrophaga virilis*; phylum: Arthropoda; class: Insecta; order: Diptera; family: Tachinidae; genus: *Hyphantrophaga*; specificEpithet: virilis; scientificNameAuthorship: (Aldrich & Webber, 1924); country: Costa Rica; countryCode: CR; stateProvince: Guanacaste; county: Sector Santa Rosa; locality: Area de Conservacion Guanacaste; verbatimLocality: Area Administrativa; verbatimElevation: 295; verbatimLatitude: 10.8376; verbatimLongitude: -85.6187; verbatimCoordinateSystem: Decimal; decimalLatitude: 10.8376; decimalLongitude: -85.6187; samplingProtocol: Reared from the larva of the Hesperidae, *Mysoria ambigua*; verbatimEventDate: 08-Nov-2003; individualID: DHJPAR0005680; individualCount: 1; sex: male; lifeStage: adult; preparations: pinned; catalogNumber: DHJPAR0005680; occurrenceDetails: <http://janzen.sas.upenn.edu>; recordedBy: D.H. Janzen, W. Hallwachs & Ruth Franco; otherCatalogNumbers: ASTAI108-06, 03-SRNP-25554, BOLD:AAA1577; language: en; institutionCode: CNC; collectionCode: Insects; basisOfRecord: Pinned Specimen
- s. scientificName: *Hyphantrophaga virilis*; phylum: Arthropoda; class: Insecta; order: Diptera; family: Tachinidae; genus: *Hyphantrophaga*; specificEpithet: virilis; scientificNameAuthorship: (Aldrich & Webber, 1924); country: Costa Rica; countryCode: CR; stateProvince: Guanacaste; county: Sector Cacao; locality: Area de Conservacion Guanacaste; verbatimLocality: Cuesta Caimito; verbatimElevation: 640; verbatimLatitude: 10.8908; verbatimLongitude: -85.4719; verbatimCoordinateSystem: Decimal; decimalLatitude: 10.8908; decimalLongitude: -85.4719; samplingProtocol: Reared from the larva of the Noctuidae, *Dyops cuprescens*; verbatimEventDate: 13-Sep-2005; individualID: DHJPAR0006292; individualCount: 1; sex: male; lifeStage: adult; preparations: pinned; catalogNumber: DHJPAR0006292; occurrenceDetails: <http://janzen.sas.upenn.edu>; recordedBy: D.H. Janzen, W. Hallwachs & Manuel Pereira; otherCatalogNumbers: ASTAI720-06, 05-SRNP-47173, BOLD:AAA1577; language: en; institutionCode: CNC; collectionCode: Insects; basisOfRecord: Pinned Specimen
- t. scientificName: *Hyphantrophaga virilis*; phylum: Arthropoda; class: Insecta; order: Diptera; family: Tachinidae; genus: *Hyphantrophaga*; specificEpithet: virilis; scientificNameAuthorship: (Aldrich & Webber, 1924); country: Costa Rica; countryCode: CR; stateProvince: Guanacaste; county: Sector Santa Rosa; locality: Area de Conservacion Guanacaste; verbatimLocality: Cafetal; verbatimElevation: 280; verbatimLatitude: 10.8583; verbatimLongitude: -85.6109; verbatimCoordinateSystem: Decimal; decimalLatitude: 10.8583; decimalLongitude: -85.6109; samplingProtocol: Reared from the larva of the Hesperidae, *Saliana fusta*; verbatimEventDate: 22-Oct-2003; individualID: DHJPAR0006364; individualCount: 1; sex: male; lifeStage: adult; preparations: pinned; catalogNumber: DHJPAR0006364; occurrenceDetails: <http://janzen.sas.upenn.edu>; recordedBy: D.H. Janzen, W. Hallwachs & Ruth Franco; otherCatalogNumbers: ASTAI792-06, 03-SRNP-25976, BOLD:AAA1577; language: en; institutionCode: CNC; collectionCode: Insects; basisOfRecord: Pinned Specimen
- u. scientificName: *Hyphantrophaga virilis*; phylum: Arthropoda; class: Insecta; order: Diptera; family: Tachinidae; genus: *Hyphantrophaga*; specificEpithet: virilis; scientificNameAuthorship: (Aldrich & Webber, 1924); country: Costa Rica;

- countryCode: CR; stateProvince: Guanacaste; county: Sector Santa Rosa; locality: Area de Conservacion Guanacaste; verbatimLocality: Cafetal; verbatimElevation: 280; verbatimLatitude: 10.8583; verbatimLongitude: -85.6109; verbatimCoordinateSystem: Decimal; decimalLatitude: 10.8583; decimalLongitude: -85.6109; samplingProtocol: Reared from the larva of the Notodontidae, Tachuda plumipesICG02; verbatimEventDate: 29-Nov-2001; individualID: DHJPAR0006383; individualCount: 1; sex: male; lifeStage: adult; preparations: pinned; catalogNumber: DHJPAR0006383; occurrenceDetails: <http://janzen.sas.upenn.edu>; recordedBy: D.H. Janzen, W. Hallwachs & Guillermo Pereira; otherCatalogNumbers: ASTAI811-06, 01-SRNP-18100, BOLD:AAA1577; language: en; institutionCode: CNC; collectionCode: Insects; basisOfRecord: Pinned Specimen
- v. scientificName: *Hyphantrophaga virilis*; phylum: Arthropoda; class: Insecta; order: Diptera; family: Tachinidae; genus: *Hyphantrophaga*; specificEpithet: virilis; scientificNameAuthorship: (Aldrich & Webber, 1924); country: Costa Rica; countryCode: CR; stateProvince: Guanacaste; county: Sector Mundo Nuevo; locality: Area de Conservacion Guanacaste; verbatimLocality: Estacion La Perla; verbatimElevation: 325; verbatimLatitude: 10.7674; verbatimLongitude: -85.4331; verbatimCoordinateSystem: Decimal; decimalLatitude: 10.7674; decimalLongitude: -85.4331; samplingProtocol: Reared from the larva of the Hesperidae, Mysoria ambigua; verbatimEventDate: 23-Nov-2005; individualID: DHJPAR0005545; individualCount: 1; sex: male; lifeStage: adult; preparations: pinned; catalogNumber: DHJPAR0005545; occurrenceDetails: <http://janzen.sas.upenn.edu>; recordedBy: D.H. Janzen, W. Hallwachs & Mariano Pereira; otherCatalogNumbers: ASTA664-06, 05-SRNP-65176, BOLD:AAA1577; language: en; institutionCode: CNC; collectionCode: Insects; basisOfRecord: Pinned Specimen
- w. scientificName: *Hyphantrophaga virilis*; phylum: Arthropoda; class: Insecta; order: Diptera; family: Tachinidae; genus: *Hyphantrophaga*; specificEpithet: virilis; scientificNameAuthorship: (Aldrich & Webber, 1924); country: Costa Rica; countryCode: CR; stateProvince: Guanacaste; county: Sector Santa Rosa; locality: Area de Conservacion Guanacaste; verbatimLocality: Bosque Humedo; verbatimElevation: 290; verbatimLatitude: 10.8514; verbatimLongitude: -85.608; verbatimCoordinateSystem: Decimal; decimalLatitude: 10.8514; decimalLongitude: -85.608; samplingProtocol: Reared from the larva of the Hesperidae, Gindanes brontinus; verbatimEventDate: 23-Jan-2005; individualID: DHJPAR0006621; individualCount: 1; sex: male; lifeStage: adult; preparations: pinned; catalogNumber: DHJPAR0006621; occurrenceDetails: <http://janzen.sas.upenn.edu>; recordedBy: D.H. Janzen, W. Hallwachs & Guillermo Pereira; otherCatalogNumbers: ASTA799-06, 05-SRNP-64402, BOLD:AAA1577; language: en; institutionCode: CNC; collectionCode: Insects; basisOfRecord: Pinned Specimen
- x. scientificName: *Hyphantrophaga virilis*; phylum: Arthropoda; class: Insecta; order: Diptera; family: Tachinidae; genus: *Hyphantrophaga*; specificEpithet: virilis; scientificNameAuthorship: (Aldrich & Webber, 1924); country: Costa Rica; countryCode: CR; stateProvince: Guanacaste; county: Sector Mundo Nuevo; locality: Area de Conservacion Guanacaste; verbatimLocality: Vado Miramonte; verbatimElevation: 305; verbatimLatitude: 10.7718; verbatimLongitude: -85.434; verbatimCoordinateSystem: Decimal; decimalLatitude: 10.7718; decimalLongitude: -85.434; samplingProtocol: Reared from the larva of the Depressariidae, Anadasmus Janzen25; verbatimEventDate: 16-Dec-2005; individualID: DHJPAR0006688; individualCount: 1; sex: male; lifeStage: adult; preparations: pinned; catalogNumber: DHJPAR0006688; occurrenceDetails: <http://janzen.sas.upenn.edu>; recordedBy: D.H.

- Janzen, W. Hallwachs & Mariano Pereira; otherCatalogNumbers: ASTA866-06, 05-SRNP-65604.; language: en; institutionCode: CNC; collectionCode: Insects; basisOfRecord: Pinned Specimen
- y. scientificName: *Hyphantrophaga virilis*; phylum: Arthropoda; class: Insecta; order: Diptera; family: Tachinidae; genus: *Hyphantrophaga*; specificEpithet: virilis; scientificNameAuthorship: (Aldrich & Webber, 1924); country: Costa Rica; countryCode: CR; stateProvince: Guanacaste; county: Sector Pitilla; locality: Area de Conservacion Guanacaste; verbatimLocality: Loaiciga; verbatimElevation: 445; verbatimLatitude: 11.0198; verbatimLongitude: -85.4134; verbatimCoordinateSystem: Decimal; decimalLatitude: 11.0198; decimalLongitude: -85.4134; samplingProtocol: Reared from the larva of the Hesperidae, *Xenophanes tryxus*; verbatimEventDate: 15-Mar-2006; individualID: DHJPAR0007064; individualCount: 1; sex: male; lifeStage: adult; preparations: pinned; catalogNumber: DHJPAR0007064; occurrenceDetails: <http://janzen.sas.upenn.edu>; recordedBy: D.H. Janzen, W. Hallwachs & Manuel Rios; otherCatalogNumbers: ASTAV306-06, 06-SRNP-30587.; language: en; institutionCode: CNC; collectionCode: Insects; basisOfRecord: Pinned Specimen
- z. scientificName: *Hyphantrophaga virilis*; phylum: Arthropoda; class: Insecta; order: Diptera; family: Tachinidae; genus: *Hyphantrophaga*; specificEpithet: virilis; scientificNameAuthorship: (Aldrich & Webber, 1924); country: Costa Rica; countryCode: CR; stateProvince: Guanacaste; county: Sector Mundo Nuevo; locality: Area de Conservacion Guanacaste; verbatimLocality: Mamones; verbatimElevation: 365; verbatimLatitude: 10.7707; verbatimLongitude: -85.4287; verbatimCoordinateSystem: Decimal; decimalLatitude: 10.7707; decimalLongitude: -85.4287; samplingProtocol: Reared from the larva of the Bombycidae, *Epia muscosa*; verbatimEventDate: 10-Feb-2006; individualID: DHJPAR0007090; individualCount: 1; sex: male; lifeStage: adult; preparations: pinned; catalogNumber: DHJPAR0007090; occurrenceDetails: <http://janzen.sas.upenn.edu>; recordedBy: D.H. Janzen, W. Hallwachs & Jose Alberto Sanchez; otherCatalogNumbers: ASTAV332-06, 06-SRNP-55067.; language: en; institutionCode: CNC; collectionCode: Insects; basisOfRecord: Pinned Specimen
- aa. scientificName: *Hyphantrophaga virilis*; phylum: Arthropoda; class: Insecta; order: Diptera; family: Tachinidae; genus: *Hyphantrophaga*; specificEpithet: virilis; scientificNameAuthorship: (Aldrich & Webber, 1924); country: Costa Rica; countryCode: CR; stateProvince: Guanacaste; county: Sector Mundo Nuevo; locality: Area de Conservacion Guanacaste; verbatimLocality: Mamones; verbatimElevation: 365; verbatimLatitude: 10.7707; verbatimLongitude: -85.4287; verbatimCoordinateSystem: Decimal; decimalLatitude: 10.7707; decimalLongitude: -85.4287; samplingProtocol: Reared from the larva of the Nymphalidae, *Colobura dirce*; verbatimEventDate: 10-Feb-2006; individualID: DHJPAR0007095; individualCount: 1; sex: male; lifeStage: adult; preparations: pinned; catalogNumber: DHJPAR0007095; occurrenceDetails: <http://janzen.sas.upenn.edu>; recordedBy: D.H. Janzen, W. Hallwachs & Jose Alberto Sanchez; otherCatalogNumbers: ASTAV337-06, 06-SRNP-55244.; language: en; institutionCode: CNC; collectionCode: Insects; basisOfRecord: Pinned Specimen
- ab. scientificName: *Hyphantrophaga virilis*; phylum: Arthropoda; class: Insecta; order: Diptera; family: Tachinidae; genus: *Hyphantrophaga*; specificEpithet: virilis; scientificNameAuthorship: (Aldrich & Webber, 1924); country: Costa Rica; countryCode: CR; stateProvince: Alajuela; county: Sector San Cristobal; locality: Area de Conservacion Guanacaste; verbatimLocality: Rio Blanco Abajo; verbatimElevation: 500; verbatimLatitude: 10.9004; verbatimLongitude: -85.3725;

- verbatimCoordinateSystem: Decimal; decimalLatitude: 10.9004; decimalLongitude: -85.3725; samplingProtocol: Reared from the larva of the Hesperidae, Talides sinois; verbatimEventDate: 26-Mar-2006; individualID: DHJPAR0007124; individualCount: 1; sex: male; lifeStage: adult; preparations: pinned; catalogNumber: DHJPAR0007124; occurrenceDetails: <http://janzen.sas.upenn.edu>; recordedBy: D.H. Janzen, W. Hallwachs & Carolina Cano; otherCatalogNumbers: ASTAV366-06, 06-SRNP-1423, BOLD:AAA1577; language: en; institutionCode: CNC; collectionCode: Insects; basisOfRecord: Pinned Specimen
- ac. scientificName: *Hyphantrophaga virilis*; phylum: Arthropoda; class: Insecta; order: Diptera; family: Tachinidae; genus: *Hyphantrophaga*; specificEpithet: virilis; scientificNameAuthorship: (Aldrich & Webber, 1924); country: Costa Rica; countryCode: CR; stateProvince: Alajuela; county: Sector San Cristobal; locality: Area de Conservacion Guanacaste; verbatimLocality: Sendero Huerta; verbatimElevation: 527; verbatimLatitude: 10.9305; verbatimLongitude: -85.3722; verbatimCoordinateSystem: Decimal; decimalLatitude: 10.9305; decimalLongitude: -85.3722; samplingProtocol: Reared from the larva of the Crambidae, Pantographa suffusalis; verbatimEventDate: 22-Feb-2006; individualID: DHJPAR0007150; individualCount: 1; sex: male; lifeStage: adult; preparations: pinned; catalogNumber: DHJPAR0007150; occurrenceDetails: <http://janzen.sas.upenn.edu>; recordedBy: D.H. Janzen, W. Hallwachs & Gloria Sihezar; otherCatalogNumbers: ASTAV392-06, 06-SRNP-81, BOLD:AAA1577; language: en; institutionCode: CNC; collectionCode: Insects; basisOfRecord: Pinned Specimen
- ad. scientificName: *Hyphantrophaga virilis*; phylum: Arthropoda; class: Insecta; order: Diptera; family: Tachinidae; genus: *Hyphantrophaga*; specificEpithet: virilis; scientificNameAuthorship: (Aldrich & Webber, 1924); country: Costa Rica; countryCode: CR; stateProvince: Guanacaste; county: Sector Santa Rosa; locality: Area de Conservacion Guanacaste; verbatimLocality: Cuesta Canyon Tigre; verbatimElevation: 270; verbatimLatitude: 10.817; verbatimLongitude: -85.6437; verbatimCoordinateSystem: Decimal; decimalLatitude: 10.817; decimalLongitude: -85.6437; samplingProtocol: Reared from the larva of the Noctuidae, Euscirrhopterus poeyi; verbatimEventDate: 18-Jun-2006; individualID: DHJPAR0010315; individualCount: 1; sex: male; lifeStage: adult; preparations: pinned; catalogNumber: DHJPAR0010315; occurrenceDetails: <http://janzen.sas.upenn.edu>; recordedBy: D.H. Janzen, W. Hallwachs & Lucia Vargas; otherCatalogNumbers: ASTAS146-06, 06-SRNP-13968, BOLD:AAA1577; language: en; institutionCode: CNC; collectionCode: Insects; basisOfRecord: Pinned Specimen
- ae. scientificName: *Hyphantrophaga virilis*; phylum: Arthropoda; class: Insecta; order: Diptera; family: Tachinidae; genus: *Hyphantrophaga*; specificEpithet: virilis; scientificNameAuthorship: (Aldrich & Webber, 1924); country: Costa Rica; countryCode: CR; stateProvince: Guanacaste; county: Sector Cacao; locality: Area de Conservacion Guanacaste; verbatimLocality: Quebrada Otilio; verbatimElevation: 550; verbatimLatitude: 10.89; verbatimLongitude: -85.4797; verbatimCoordinateSystem: Decimal; decimalLatitude: 10.89; decimalLongitude: -85.4797; samplingProtocol: Reared from the larva of the Erebidae, Phyprosopus parthenope; verbatimEventDate: 21-Jul-2006; individualID: DHJPAR0010448; individualCount: 1; sex: male; lifeStage: adult; preparations: pinned; catalogNumber: DHJPAR0010448; occurrenceDetails: <http://janzen.sas.upenn.edu>; recordedBy: D.H. Janzen, W. Hallwachs & Harry Ramirez; otherCatalogNumbers: ASTAS279-06, 06-SRNP-45690, BOLD:AAA1577; language: en; institutionCode: CNC; collectionCode: Insects; basisOfRecord: Pinned Specimen

- af. scientificName: *Hyphantrophaga virilis*; phylum: Arthropoda; class: Insecta; order: Diptera; family: Tachinidae; genus: *Hyphantrophaga*; specificEpithet: virilis; scientificNameAuthorship: (Aldrich & Webber, 1924); country: Costa Rica; countryCode: CR; stateProvince: Guanacaste; county: Sector Mundo Nuevo; locality: Area de Conservacion Guanacaste; verbatimLocality: Estacion La Perla; verbatimElevation: 325; verbatimLatitude: 10.7674; verbatimLongitude: -85.4331; verbatimCoordinateSystem: Decimal; decimalLatitude: 10.7674; decimalLongitude: -85.4331; samplingProtocol: Reared from the larva of the Nymphalidae, Colobura dirce; verbatimEventDate: 29-Jun-2006; individualID: DHJPAP0010497; individualCount: 1; sex: male; lifeStage: adult; preparations: pinned; catalogNumber: DHJPAP0010497; occurrenceDetails: <http://janzen.sas.upenn.edu>; recordedBy: D.H. Janzen, W. Hallwachs & Jose Alberto Sanchez; otherCatalogNumbers: ASTAS328-06, 06-SRNP-56269, BOLD:AAA1577; language: en; institutionCode: CNC; collectionCode: Insects; basisOfRecord: Pinned Specimen
- ag. scientificName: *Hyphantrophaga virilis*; phylum: Arthropoda; class: Insecta; order: Diptera; family: Tachinidae; genus: *Hyphantrophaga*; specificEpithet: virilis; scientificNameAuthorship: (Aldrich & Webber, 1924); country: Costa Rica; countryCode: CR; stateProvince: Guanacaste; county: Sector Mundo Nuevo; locality: Area de Conservacion Guanacaste; verbatimLocality: Estacion La Perla; verbatimElevation: 325; verbatimLatitude: 10.7674; verbatimLongitude: -85.4331; verbatimCoordinateSystem: Decimal; decimalLatitude: 10.7674; decimalLongitude: -85.4331; samplingProtocol: Reared from the larva of the Nymphalidae, Myscelia pattenia; verbatimEventDate: 28-Jun-2006; individualID: DHJPAP0010500; individualCount: 1; sex: male; lifeStage: adult; preparations: pinned; catalogNumber: DHJPAP0010500; occurrenceDetails: <http://janzen.sas.upenn.edu>; recordedBy: D.H. Janzen, W. Hallwachs & Mariano Pereira; otherCatalogNumbers: ASTAS331-06, 06-SRNP-56178; language: en; institutionCode: CNC; collectionCode: Insects; basisOfRecord: Pinned Specimen
- ah. scientificName: *Hyphantrophaga virilis*; phylum: Arthropoda; class: Insecta; order: Diptera; family: Tachinidae; genus: *Hyphantrophaga*; specificEpithet: virilis; scientificNameAuthorship: (Aldrich & Webber, 1924); country: Costa Rica; countryCode: CR; stateProvince: Guanacaste; county: Sector Mundo Nuevo; locality: Area de Conservacion Guanacaste; verbatimLocality: Vado Lonchocarpus; verbatimElevation: 490; verbatimLatitude: 10.7623; verbatimLongitude: -85.4; verbatimCoordinateSystem: Decimal; decimalLatitude: 10.7623; decimalLongitude: -85.4; samplingProtocol: Reared from the larva of the Nymphalidae, Mechanitis isthmia; verbatimEventDate: 09-Sep-2006; individualID: DHJPAP0015986; individualCount: 1; sex: male; lifeStage: adult; preparations: pinned; catalogNumber: DHJPAP0015986; occurrenceDetails: <http://janzen.sas.upenn.edu>; recordedBy: D.H. Janzen, W. Hallwachs & Mariano Pereira; otherCatalogNumbers: ASTAP015-06, 06-SRNP-57962, BOLD:AAA1577; language: en; institutionCode: CNC; collectionCode: Insects; basisOfRecord: Pinned Specimen
- ai. scientificName: *Hyphantrophaga virilis*; phylum: Arthropoda; class: Insecta; order: Diptera; family: Tachinidae; genus: *Hyphantrophaga*; specificEpithet: virilis; scientificNameAuthorship: (Aldrich & Webber, 1924); country: Costa Rica; countryCode: CR; stateProvince: Guanacaste; county: Sector Mundo Nuevo; locality: Area de Conservacion Guanacaste; verbatimLocality: Porton Rivas; verbatimElevation: 570; verbatimLatitude: 10.7586; verbatimLongitude: -85.3727; verbatimCoordinateSystem: Decimal; decimalLatitude: 10.7586; decimalLongitude: -85.3727; samplingProtocol: Reared from the larva of the Notodontidae, Boriza tonac;

- verbatimEventDate: 10-Sep-2006; individualID: DHJPAR0016037; individualCount: 1; sex: male; lifeStage: adult; preparations: pinned; catalogNumber: DHJPAR0016037; occurrenceDetails: <http://janzen.sas.upenn.edu>; recordedBy: D.H. Janzen, W. Hallwachs & Jose Alberto Sanchez; otherCatalogNumbers: ASTAP066-06, 06-SRNP-57772, BOLD:AAA1577; language: en; institutionCode: CNC; collectionCode: Insects; basisOfRecord: Pinned Specimen
- aj. scientificName: *Hyphantrophaga virilis*; phylum: Arthropoda; class: Insecta; order: Diptera; family: Tachinidae; genus: *Hyphantrophaga*; specificEpithet: virilis; scientificNameAuthorship: (Aldrich & Webber, 1924); country: Costa Rica; countryCode: CR; stateProvince: Guanacaste; county: Sector Mundo Nuevo; locality: Area de Conservacion Guanacaste; verbatimLocality: Mamones; verbatimElevation: 365; verbatimLatitude: 10.7707; verbatimLongitude: -85.4287; verbatimCoordinateSystem: Decimal; decimalLatitude: 10.7707; decimalLongitude: -85.4287; samplingProtocol: Reared from the larva of the Erebidae, *Anomis editrix*; verbatimEventDate: 26-Sep-2006; individualID: DHJPAR0016080; individualCount: 1; sex: male; lifeStage: adult; preparations: pinned; catalogNumber: DHJPAR0016080; occurrenceDetails: <http://janzen.sas.upenn.edu>; recordedBy: D.H. Janzen, W. Hallwachs & Jose Alberto Sanchez; otherCatalogNumbers: ASTAP109-06, 06-SRNP-58018, BOLD:AAA1577; language: en; institutionCode: CNC; collectionCode: Insects; basisOfRecord: Pinned Specimen
- ak. scientificName: *Hyphantrophaga virilis*; phylum: Arthropoda; class: Insecta; order: Diptera; family: Tachinidae; genus: *Hyphantrophaga*; specificEpithet: virilis; scientificNameAuthorship: (Aldrich & Webber, 1924); country: Costa Rica; countryCode: CR; stateProvince: Guanacaste; county: Sector Cacao; locality: Area de Conservacion Guanacaste; verbatimLocality: Casa Fran; verbatimElevation: 1140; verbatimLatitude: 10.9366; verbatimLongitude: -85.4669; verbatimCoordinateSystem: Decimal; decimalLatitude: 10.9366; decimalLongitude: -85.4669; samplingProtocol: Reared from the larva of the Hesperidae, *Ridens biolleyi*; verbatimEventDate: 06-Sep-2006; individualID: DHJPAR0016324; individualCount: 1; sex: male; lifeStage: adult; preparations: pinned; catalogNumber: DHJPAR0016324; occurrenceDetails: <http://janzen.sas.upenn.edu>; recordedBy: D.H. Janzen, W. Hallwachs & Manuel Pereira; otherCatalogNumbers: ASTAP353-06, 06-SRNP-35176, BOLD:AAA1577; language: en; institutionCode: CNC; collectionCode: Insects; basisOfRecord: Pinned Specimen
- al. scientificName: *Hyphantrophaga virilis*; phylum: Arthropoda; class: Insecta; order: Diptera; family: Tachinidae; genus: *Hyphantrophaga*; specificEpithet: virilis; scientificNameAuthorship: (Aldrich & Webber, 1924); country: Costa Rica; countryCode: CR; stateProvince: Guanacaste; county: Sector Cacao; locality: Area de Conservacion Guanacaste; verbatimLocality: Sendero Pajarito; verbatimElevation: 600; verbatimLatitude: 10.8899; verbatimLongitude: -85.4743; verbatimCoordinateSystem: Decimal; decimalLatitude: 10.8899; decimalLongitude: -85.4743; samplingProtocol: Reared from the larva of the Hesperidae, *Pseudonascus paullinae*; verbatimEventDate: 27-Oct-2006; individualID: DHJPAR0016347; individualCount: 1; sex: male; lifeStage: adult; preparations: pinned; catalogNumber: DHJPAR0016347; occurrenceDetails: <http://janzen.sas.upenn.edu>; recordedBy: D.H. Janzen, W. Hallwachs & Manuel Pereira; otherCatalogNumbers: ASTAP376-06, 06-SRNP-47353, BOLD:AAA1577; language: en; institutionCode: CNC; collectionCode: Insects; basisOfRecord: Pinned Specimen
- am. scientificName: *Hyphantrophaga virilis*; phylum: Arthropoda; class: Insecta; order: Diptera; family: Tachinidae; genus: *Hyphantrophaga*; specificEpithet: virilis; scientificNameAuthorship: (Aldrich & Webber, 1924); country: Costa Rica;

- countryCode: CR; stateProvince: Guanacaste; county: Sector Pitilla; locality: Area de Conservacion Guanacaste; verbatimLocality: Loaiciga; verbatimElevation: 445; verbatimLatitude: 11.0198; verbatimLongitude: -85.4134; verbatimCoordinateSystem: Decimal; decimalLatitude: 11.0198; decimalLongitude: -85.4134; samplingProtocol: Reared from the larva of the Hesperidae, Justinia Burns01; verbatimEventDate: 10-Feb-2007; individualID: DHJPAR0017045; individualCount: 1; sex: male; lifeStage: adult; preparations: pinned; catalogNumber: DHJPAR0017045; occurrenceDetails: <http://janzen.sas.upenn.edu>; recordedBy: D.H. Janzen, W. Hallwachs & Calixto Moraga; otherCatalogNumbers: ASTAP483-07, 06-SRNP-65757, BOLD:AAA1577; language: en; institutionCode: CNC; collectionCode: Insects; basisOfRecord: Pinned Specimen
- an. scientificName: *Hyphantrophaga virilis*; phylum: Arthropoda; class: Insecta; order: Diptera; family: Tachinidae; genus: *Hyphantrophaga*; specificEpithet: virilis; scientificNameAuthorship: (Aldrich & Webber, 1924); country: Costa Rica; countryCode: CR; stateProvince: Guanacaste; county: Sector Del Oro; locality: Area de Conservacion Guanacaste; verbatimLocality: Bosque Aguirre; verbatimElevation: 620; verbatimLatitude: 11.0006; verbatimLongitude: -85.438; verbatimCoordinateSystem: Decimal; decimalLatitude: 11.0006; decimalLongitude: -85.438; samplingProtocol: Reared from the larva of the Hesperidae, *Cynea anthracinus*; verbatimEventDate: 12-Mar-2007; individualID: DHJPAR0017185; individualCount: 1; sex: male; lifeStage: adult; preparations: pinned; catalogNumber: DHJPAR0017185; occurrenceDetails: <http://janzen.sas.upenn.edu>; recordedBy: D.H. Janzen, W. Hallwachs & Roster Moraga; otherCatalogNumbers: ASTAP623-07, 07-SRNP-20244, BOLD:AAA1577; language: en; institutionCode: CNC; collectionCode: Insects; basisOfRecord: Pinned Specimen
- ao. scientificName: *Hyphantrophaga virilis*; phylum: Arthropoda; class: Insecta; order: Diptera; family: Tachinidae; genus: *Hyphantrophaga*; specificEpithet: virilis; scientificNameAuthorship: (Aldrich & Webber, 1924); country: Costa Rica; countryCode: CR; stateProvince: Alajuela; county: Sector San Cristobal; locality: Area de Conservacion Guanacaste; verbatimLocality: Puente Palma; verbatimElevation: 460; verbatimLatitude: 10.9163; verbatimLongitude: -85.3787; verbatimCoordinateSystem: Decimal; decimalLatitude: 10.9163; decimalLongitude: -85.3787; samplingProtocol: Reared from the larva of the Crambidae, *Omiodes humeralis*; verbatimEventDate: 01-Jan-2007; individualID: DHJPAR0016486; individualCount: 1; sex: male; lifeStage: adult; preparations: pinned; catalogNumber: DHJPAR0016486; occurrenceDetails: <http://janzen.sas.upenn.edu>; recordedBy: D.H. Janzen, W. Hallwachs & Anabelle Cordoba; otherCatalogNumbers: ASTAP690-07, 06-SRNP-9688, BOLD:AAA1577; language: en; institutionCode: CNC; collectionCode: Insects; basisOfRecord: Pinned Specimen
- ap. scientificName: *Hyphantrophaga virilis*; phylum: Arthropoda; class: Insecta; order: Diptera; family: Tachinidae; genus: *Hyphantrophaga*; specificEpithet: virilis; scientificNameAuthorship: (Aldrich & Webber, 1924); country: Costa Rica; countryCode: CR; stateProvince: Guanacaste; county: Sector Mundo Nuevo; locality: Area de Conservacion Guanacaste; verbatimLocality: Porton Rivas; verbatimElevation: 570; verbatimLatitude: 10.7586; verbatimLongitude: -85.3727; verbatimCoordinateSystem: Decimal; decimalLatitude: 10.7586; decimalLongitude: -85.3727; samplingProtocol: Reared from the larva of the Lasiocampidae, *Euglyphis jessiehillae*; verbatimEventDate: 22-Dec-2006; individualID: DHJPAR0016522; individualCount: 1; sex: male; lifeStage: adult; preparations: pinned; catalogNumber: DHJPAR0016522; occurrenceDetails: <http://janzen.sas.upenn.edu>; recordedBy: D.H. Janzen, W. Hallwachs & Jose Cortez; otherCatalogNumbers: ASTAP726-07, 06-

- SRNP-59750, BOLD:AAA1577; language: en; institutionCode: CNC; collectionCode: Insects; basisOfRecord: Pinned Specimen
- aq. scientificName: *Hyphantrophaga virilis*; phylum: Arthropoda; class: Insecta; order: Diptera; family: Tachinidae; genus: *Hyphantrophaga*; specificEpithet: virilis; scientificNameAuthorship: (Aldrich & Webber, 1924); country: Costa Rica; countryCode: CR; stateProvince: Guanacaste; county: Sector Mundo Nuevo; locality: Area de Conservacion Guanacaste; verbatimLocality: Porton Rivas; verbatimElevation: 570; verbatimLatitude: 10.7586; verbatimLongitude: -85.3727; verbatimCoordinateSystem: Decimal; decimalLatitude: 10.7586; decimalLongitude: -85.3727; samplingProtocol: Reared from the larva of the Hesperidae, *Carrhenes canescens*; verbatimEventDate: 08-Nov-2006; individualID: DHJPAR0016776; individualCount: 1; sex: male; lifeStage: adult; preparations: pinned; catalogNumber: DHJPAR0016776; occurrenceDetails: <http://janzen.sas.upenn.edu>; recordedBy: D.H. Janzen, W. Hallwachs & Jose Alberto Sanchez; otherCatalogNumbers: ASTAP886-07, 06-SRNP-58934, BOLD:AAA1577; language: en; institutionCode: CNC; collectionCode: Insects; basisOfRecord: Pinned Specimen
- ar. scientificName: *Hyphantrophaga virilis*; phylum: Arthropoda; class: Insecta; order: Diptera; family: Tachinidae; genus: *Hyphantrophaga*; specificEpithet: virilis; scientificNameAuthorship: (Aldrich & Webber, 1924); country: Costa Rica; countryCode: CR; stateProvince: Guanacaste; county: Sector Mundo Nuevo; locality: Area de Conservacion Guanacaste; verbatimLocality: Vado Lonchocarpus; verbatimElevation: 490; verbatimLatitude: 10.7623; verbatimLongitude: -85.4; verbatimCoordinateSystem: Decimal; decimalLatitude: 10.7623; decimalLongitude: -85.4; samplingProtocol: Reared from the larva of the Pyralidae, *Accinctapubes albifasciata*DHJ01; verbatimEventDate: 31-Oct-2006; individualID: DHJPAR0016817; individualCount: 1; sex: male; lifeStage: adult; preparations: pinned; catalogNumber: DHJPAR0016817; occurrenceDetails: <http://janzen.sas.upenn.edu>; recordedBy: D.H. Janzen, W. Hallwachs & Jose Alberto Sanchez; otherCatalogNumbers: ASTAP927-07, 06-SRNP-58813, BOLD:AAA1577; language: en; institutionCode: CNC; collectionCode: Insects; basisOfRecord: Pinned Specimen
- as. scientificName: *Hyphantrophaga virilis*; phylum: Arthropoda; class: Insecta; order: Diptera; family: Tachinidae; genus: *Hyphantrophaga*; specificEpithet: virilis; scientificNameAuthorship: (Aldrich & Webber, 1924); country: Costa Rica; countryCode: CR; stateProvince: Guanacaste; county: Sector Mundo Nuevo; locality: Area de Conservacion Guanacaste; verbatimLocality: Vado Lonchocarpus; verbatimElevation: 490; verbatimLatitude: 10.7623; verbatimLongitude: -85.4; verbatimCoordinateSystem: Decimal; decimalLatitude: 10.7623; decimalLongitude: -85.4; samplingProtocol: Reared from the larva of the Pyralidae, *Accinctapubes albifasciata*DHJ01; verbatimEventDate: 28-Oct-2006; individualID: DHJPAR0016690; individualCount: 1; sex: male; lifeStage: adult; preparations: pinned; catalogNumber: DHJPAR0016690; occurrenceDetails: <http://janzen.sas.upenn.edu>; recordedBy: D.H. Janzen, W. Hallwachs & Jose Alberto Sanchez; otherCatalogNumbers: ASTAP995-07, 06-SRNP-58842, BOLD:AAA1577; language: en; institutionCode: CNC; collectionCode: Insects; basisOfRecord: Pinned Specimen
- at. scientificName: *Hyphantrophaga virilis*; phylum: Arthropoda; class: Insecta; order: Diptera; family: Tachinidae; genus: *Hyphantrophaga*; specificEpithet: virilis; scientificNameAuthorship: (Aldrich & Webber, 1924); country: Costa Rica; countryCode: CR; stateProvince: Guanacaste; county: Sector Santa Rosa; locality: Area de Conservacion Guanacaste; verbatimLocality: Bosque San Emilio; verbatimElevation: 300; verbatimLatitude: 10.8439; verbatimLongitude: -85.6138;

- verbatimCoordinateSystem: Decimal; decimalLatitude: 10.8439; decimalLongitude: -85.6138; samplingProtocol: Reared from the larva of the Notodontidae, *Elasmia mandela*; verbatimEventDate: 30-Aug-2007; individualID: DHJPAR0021850; individualCount: 1; sex: male; lifeStage: adult; preparations: pinned; catalogNumber: DHJPAR0021850; occurrenceDetails: <http://janzen.sas.upenn.edu>; recordedBy: D.H. Janzen, W. Hallwachs & Lucia Vargas; otherCatalogNumbers: ASTAT988-07, 07-SRNP-14584, BOLD:AAA1577; language: en; institutionCode: CNC; collectionCode: Insects; basisOfRecord: Pinned Specimen
- au. scientificName: *Hyphantrophaga virilis*; phylum: Arthropoda; class: Insecta; order: Diptera; family: Tachinidae; genus: *Hyphantrophaga*; specificEpithet: virilis; scientificNameAuthorship: (Aldrich & Webber, 1924); country: Costa Rica; countryCode: CR; stateProvince: Guanacaste; county: Sector Mundo Nuevo; locality: Area de Conservacion Guanacaste; verbatimLocality: Quebrada Tibio Perla; verbatimElevation: 330; verbatimLatitude: 10.7626; verbatimLongitude: -85.4298; verbatimCoordinateSystem: Decimal; decimalLatitude: 10.7626; decimalLongitude: -85.4298; samplingProtocol: Reared from the larva of the Nymphalidae, *Siderone galanthis*; verbatimEventDate: 12-Sep-2007; individualID: DHJPAR0021852; individualCount: 1; sex: male; lifeStage: adult; preparations: pinned; catalogNumber: DHJPAR0021852; occurrenceDetails: <http://janzen.sas.upenn.edu>; recordedBy: D.H. Janzen, W. Hallwachs & Jose Alberto Sanchez; otherCatalogNumbers: ASTAT990-07, 07-SRNP-58979, BOLD:AAA1577; language: en; institutionCode: CNC; collectionCode: Insects; basisOfRecord: Pinned Specimen
- av. scientificName: *Hyphantrophaga virilis*; phylum: Arthropoda; class: Insecta; order: Diptera; family: Tachinidae; genus: *Hyphantrophaga*; specificEpithet: virilis; scientificNameAuthorship: (Aldrich & Webber, 1924); country: Costa Rica; countryCode: CR; stateProvince: Guanacaste; county: Sector Mundo Nuevo; locality: Area de Conservacion Guanacaste; verbatimLocality: Quebrada Tibio Perla; verbatimElevation: 330; verbatimLatitude: 10.7626; verbatimLongitude: -85.4298; verbatimCoordinateSystem: Decimal; decimalLatitude: 10.7626; decimalLongitude: -85.4298; samplingProtocol: Reared from the larva of the Notodontidae, *Ianassa rustica*DHJ05; verbatimEventDate: 09-Sep-2007; individualID: DHJPAR0021863; individualCount: 1; sex: male; lifeStage: adult; preparations: pinned; catalogNumber: DHJPAR0021863; occurrenceDetails: <http://janzen.sas.upenn.edu>; recordedBy: D.H. Janzen, W. Hallwachs & Jose Alberto Sanchez; otherCatalogNumbers: ASTAT1001-07, 07-SRNP-58945, BOLD:AAA1577; language: en; institutionCode: CNC; collectionCode: Insects; basisOfRecord: Pinned Specimen
- aw. scientificName: *Hyphantrophaga virilis*; phylum: Arthropoda; class: Insecta; order: Diptera; family: Tachinidae; genus: *Hyphantrophaga*; specificEpithet: virilis; scientificNameAuthorship: (Aldrich & Webber, 1924); country: Costa Rica; countryCode: CR; stateProvince: Guanacaste; county: Potrerillos; locality: Area de Conservacion Guanacaste; verbatimLocality: Rio Azufrado; verbatimElevation: 95; verbatimLatitude: 10.8122; verbatimLongitude: -85.5444; verbatimCoordinateSystem: Decimal; decimalLatitude: 10.8122; decimalLongitude: -85.5444; samplingProtocol: Reared from the larva of the Geometridae, *Opisthoxia uncinata*; verbatimEventDate: 06-Sep-2007; individualID: DHJPAR0021952; individualCount: 1; sex: male; lifeStage: adult; preparations: pinned; catalogNumber: DHJPAR0021952; occurrenceDetails: <http://janzen.sas.upenn.edu>; recordedBy: D.H. Janzen, W. Hallwachs & Johan Vargas; otherCatalogNumbers: ASTAT1090-07, 07-SRNP-14986, BOLD:AAA1577; language: en; institutionCode: CNC; collectionCode: Insects; basisOfRecord: Pinned Specimen

- ax. scientificName: *Hyphantrophaga virilis*; phylum: Arthropoda; class: Insecta; order: Diptera; family: Tachinidae; genus: *Hyphantrophaga*; specificEpithet: virilis; scientificNameAuthorship: (Aldrich & Webber, 1924); country: Costa Rica; countryCode: CR; stateProvince: Guanacaste; county: Sector Horizontes; locality: Area de Conservacion Guanacaste; verbatimLocality: Vado Esperanza; verbatimElevation: 85; verbatimLatitude: 10.7894; verbatimLongitude: -85.551; verbatimCoordinateSystem: Decimal; decimalLatitude: 10.7894; decimalLongitude: -85.551; samplingProtocol: Reared from the larva of the Pieridae, Ganyra josephina; verbatimEventDate: 10-Sep-2007; individualID: DHJPAR0021959; individualCount: 1; sex: male; lifeStage: adult; preparations: pinned; catalogNumber: DHJPAR0021959; occurrenceDetails: <http://janzen.sas.upenn.edu>; recordedBy: D.H. Janzen, W. Hallwachs & Johan Vargas; otherCatalogNumbers: ASTAT1097-07, 07-SRNP-15034, BOLD:AAA1577; language: en; institutionCode: CNC; collectionCode: Insects; basisOfRecord: Pinned Specimen
- ay. scientificName: *Hyphantrophaga virilis*; phylum: Arthropoda; class: Insecta; order: Diptera; family: Tachinidae; genus: *Hyphantrophaga*; specificEpithet: virilis; scientificNameAuthorship: (Aldrich & Webber, 1924); country: Costa Rica; countryCode: CR; stateProvince: Guanacaste; county: Sector Orosi; locality: Area de Conservacion Guanacaste; verbatimLocality: Quebrada Las Yeguitas; verbatimElevation: 560; verbatimLatitude: 10.9616; verbatimLongitude: -85.4958; verbatimCoordinateSystem: Decimal; decimalLatitude: 10.9616; decimalLongitude: -85.4958; samplingProtocol: Reared from the larva of the Notodontidae, Ianassa druceiDHJ04; verbatimEventDate: 13-Sep-2007; individualID: DHJPAR0021988; individualCount: 1; sex: male; lifeStage: adult; preparations: pinned; catalogNumber: DHJPAR0021988; occurrenceDetails: <http://janzen.sas.upenn.edu>; recordedBy: D.H. Janzen, W. Hallwachs & Roster Moraga; otherCatalogNumbers: ASTAT1126-07, 07-SRNP-23254, BOLD:AAA1577; language: en; institutionCode: CNC; collectionCode: Insects; basisOfRecord: Pinned Specimen
- az. scientificName: *Hyphantrophaga virilis*; phylum: Arthropoda; class: Insecta; order: Diptera; family: Tachinidae; genus: *Hyphantrophaga*; specificEpithet: virilis; scientificNameAuthorship: (Aldrich & Webber, 1924); country: Costa Rica; countryCode: CR; stateProvince: Guanacaste; county: Sector Santa Rosa; locality: Area de Conservacion Guanacaste; verbatimLocality: Sendero Natural; verbatimElevation: 290; verbatimLatitude: 10.8357; verbatimLongitude: -85.6125; verbatimCoordinateSystem: Decimal; decimalLatitude: 10.8357; decimalLongitude: -85.6125; samplingProtocol: Reared from the larva of the Geometridae, see description; verbatimEventDate: 19-Aug-2008; individualID: DHJPAR0029753; individualCount: 1; sex: male; lifeStage: adult; preparations: pinned; catalogNumber: DHJPAR0029753; occurrenceDetails: <http://janzen.sas.upenn.edu>; recordedBy: D.H. Janzen, W. Hallwachs & Guillermo Pereira; otherCatalogNumbers: ASHYM1174-09, 08-SRNP-14629, BOLD:AAA1577; language: en; institutionCode: CNC; collectionCode: Insects; basisOfRecord: Pinned Specimen
- ba. scientificName: *Hyphantrophaga virilis*; phylum: Arthropoda; class: Insecta; order: Diptera; family: Tachinidae; genus: *Hyphantrophaga*; specificEpithet: virilis; scientificNameAuthorship: (Aldrich & Webber, 1924); country: Costa Rica; countryCode: CR; stateProvince: Guanacaste; county: Sector Santa Rosa; locality: Area de Conservacion Guanacaste; verbatimLocality: Sendero Natural; verbatimElevation: 290; verbatimLatitude: 10.8357; verbatimLongitude: -85.6125; verbatimCoordinateSystem: Decimal; decimalLatitude: 10.8357; decimalLongitude: -85.6125; samplingProtocol: Reared from the larva of the Notodontidae, Boriza tonac;

- verbatimEventDate: 23-Aug-2008; individualID: DHJPAR0029762; individualCount: 1; sex: male; lifeStage: adult; preparations: pinned; catalogNumber: DHJPAR0029762; occurrenceDetails: <http://janzen.sas.upenn.edu>; recordedBy: D.H. Janzen, W. Hallwachs & Guillermo Pereira; otherCatalogNumbers: ASHYM1183-09, 08-SRNP-14503, BOLD:AAA1577; language: en; institutionCode: CNC; collectionCode: Insects; basisOfRecord: Pinned Specimen
- bb. scientificName: *Hyphantrophaga virilis*; phylum: Arthropoda; class: Insecta; order: Diptera; family: Tachinidae; genus: *Hyphantrophaga*; specificEpithet: virilis; scientificNameAuthorship: (Aldrich & Webber, 1924); country: Costa Rica; countryCode: CR; stateProvince: Guanacaste; county: Sector Santa Rosa; locality: Area de Conservacion Guanacaste; verbatimLocality: Bosque San Emilio; verbatimElevation: 300; verbatimLatitude: 10.8439; verbatimLongitude: -85.6138; verbatimCoordinateSystem: Decimal; decimalLatitude: 10.8439; decimalLongitude: -85.6138; samplingProtocol: Reared from the larva of the Notodontidae, *Elasmia mandela*; verbatimEventDate: 24-Aug-2008; individualID: DHJPAR0029767; individualCount: 1; sex: male; lifeStage: adult; preparations: pinned; catalogNumber: DHJPAR0029767; occurrenceDetails: <http://janzen.sas.upenn.edu>; recordedBy: D.H. Janzen, W. Hallwachs & Guillermo Pereira; otherCatalogNumbers: ASHYM1188-09, 08-SRNP-14562, BOLD:AAA1577; language: en; institutionCode: CNC; collectionCode: Insects; basisOfRecord: Pinned Specimen
- bc. scientificName: *Hyphantrophaga virilis*; phylum: Arthropoda; class: Insecta; order: Diptera; family: Tachinidae; genus: *Hyphantrophaga*; specificEpithet: virilis; scientificNameAuthorship: (Aldrich & Webber, 1924); country: Costa Rica; countryCode: CR; stateProvince: Guanacaste; county: Sector Santa Rosa; locality: Area de Conservacion Guanacaste; verbatimLocality: Bosque Humedo; verbatimElevation: 290; verbatimLatitude: 10.8514; verbatimLongitude: -85.608; verbatimCoordinateSystem: Decimal; decimalLatitude: 10.8514; decimalLongitude: -85.608; samplingProtocol: Reared from the larva of the Nymphalidae, *Mechanitis isthmia*; verbatimEventDate: 16-Jan-2009; individualID: DHJPAR0030074; individualCount: 1; sex: male; lifeStage: adult; preparations: pinned; catalogNumber: DHJPAR0030074; occurrenceDetails: <http://janzen.sas.upenn.edu>; recordedBy: D.H. Janzen, W. Hallwachs & Johan Vargas; otherCatalogNumbers: ASHYB818-09, 08-SRNP-16975, BOLD:AAA1577; language: en; institutionCode: CNC; collectionCode: Insects; basisOfRecord: Pinned Specimen
- bd. scientificName: *Hyphantrophaga virilis*; phylum: Arthropoda; class: Insecta; order: Diptera; family: Tachinidae; genus: *Hyphantrophaga*; specificEpithet: virilis; scientificNameAuthorship: (Aldrich & Webber, 1924); country: Costa Rica; countryCode: CR; stateProvince: Guanacaste; county: Sector Santa Rosa; locality: Area de Conservacion Guanacaste; verbatimLocality: Cafetal; verbatimElevation: 280; verbatimLatitude: 10.8583; verbatimLongitude: -85.6109; verbatimCoordinateSystem: Decimal; decimalLatitude: 10.8583; decimalLongitude: -85.6109; samplingProtocol: Reared from the larva of the Hesperidae, *Celaenorrhinus eligius*; verbatimEventDate: 31-Dec-2008; individualID: DHJPAR0030078; individualCount: 1; sex: male; lifeStage: adult; preparations: pinned; catalogNumber: DHJPAR0030078; occurrenceDetails: <http://janzen.sas.upenn.edu>; recordedBy: D.H. Janzen, W. Hallwachs & Lucia Vargas; otherCatalogNumbers: ASHYB822-09, 08-SRNP-16895, BOLD:AAA1577; language: en; institutionCode: CNC; collectionCode: Insects; basisOfRecord: Pinned Specimen
- be. scientificName: *Hyphantrophaga virilis*; phylum: Arthropoda; class: Insecta; order: Diptera; family: Tachinidae; genus: *Hyphantrophaga*; specificEpithet: virilis; scientificNameAuthorship: (Aldrich & Webber, 1924); country: Costa Rica;

- countryCode: CR; stateProvince: Guanacaste; county: Sector Santa Rosa; locality: Area de Conservacion Guanacaste; verbatimLocality: Bosque San Emilio; verbatimElevation: 300; verbatimLatitude: 10.8439; verbatimLongitude: -85.6138; verbatimCoordinateSystem: Decimal; decimalLatitude: 10.8439; decimalLongitude: -85.6138; samplingProtocol: Reared from the larva of the Hesperidae, *Mysoria ambigua*; verbatimEventDate: 10-Dec-2008; individualID: DHJPAR0030080; individualCount: 1; sex: male; lifeStage: adult; preparations: pinned; catalogNumber: DHJPAR0030080; occurrenceDetails: <http://janzen.sas.upenn.edu>; recordedBy: D.H. Janzen, W. Hallwachs & Guillermo Pereira; otherCatalogNumbers: ASHYB824-09, 08-SRNP-16271, BOLD:AAA1577; language: en; institutionCode: CNC; collectionCode: Insects; basisOfRecord: Pinned Specimen
- bf. scientificName: *Hyphantrophaga virilis*; phylum: Arthropoda; class: Insecta; order: Diptera; family: Tachinidae; genus: *Hyphantrophaga*; specificEpithet: virilis; scientificNameAuthorship: (Aldrich & Webber, 1924); country: Costa Rica; countryCode: CR; stateProvince: Guanacaste; county: Sector Del Oro; locality: Area de Conservacion Guanacaste; verbatimLocality: Monte Cristo; verbatimElevation: 525; verbatimLatitude: 11.0137; verbatimLongitude: -85.4253; verbatimCoordinateSystem: Decimal; decimalLatitude: 11.0137; decimalLongitude: -85.4253; samplingProtocol: Reared from the larva of the Hesperidae, *Cynea anthracinus*; verbatimEventDate: 14-Dec-2010; individualID: DHJPAR0040981; individualCount: 1; sex: male; lifeStage: adult; preparations: pinned; catalogNumber: DHJPAR0040981; occurrenceDetails: <http://janzen.sas.upenn.edu>; recordedBy: D.H. Janzen, W. Hallwachs & Roster Moraga; otherCatalogNumbers: ASHYF896-11, 10-SRNP-22425, BOLD:AAA1577; language: en; institutionCode: CNC; collectionCode: Insects; basisOfRecord: Pinned Specimen
- bg. scientificName: *Hyphantrophaga virilis*; phylum: Arthropoda; class: Insecta; order: Diptera; family: Tachinidae; genus: *Hyphantrophaga*; specificEpithet: virilis; scientificNameAuthorship: (Aldrich & Webber, 1924); country: Costa Rica; countryCode: CR; stateProvince: Guanacaste; county: Sector Mundo Nuevo; locality: Area de Conservacion Guanacaste; verbatimLocality: Punta Plancha; verbatimElevation: 420; verbatimLatitude: 10.7416; verbatimLongitude: -85.4273; verbatimCoordinateSystem: Decimal; decimalLatitude: 10.7416; decimalLongitude: -85.4273; samplingProtocol: Reared from the larva of the Pyralidae, *Carthara abrupta*DHJ02; verbatimEventDate: 16-Nov-2010; individualID: DHJPAR0040990; individualCount: 1; sex: male; lifeStage: adult; preparations: pinned; catalogNumber: DHJPAR0040990; occurrenceDetails: <http://janzen.sas.upenn.edu>; recordedBy: D.H. Janzen, W. Hallwachs & Mariano Pereira; otherCatalogNumbers: ASHYF905-11, 10-SRNP-56976, BOLD:AAA1577; language: en; institutionCode: CNC; collectionCode: Insects; basisOfRecord: Pinned Specimen
- bh. scientificName: *Hyphantrophaga virilis*; phylum: Arthropoda; class: Insecta; order: Diptera; family: Tachinidae; genus: *Hyphantrophaga*; specificEpithet: virilis; scientificNameAuthorship: (Aldrich & Webber, 1924); country: Costa Rica; countryCode: CR; stateProvince: Guanacaste; county: Sector Mundo Nuevo; locality: Area de Conservacion Guanacaste; verbatimLocality: Quebrada Tibio Perla; verbatimElevation: 330; verbatimLatitude: 10.7626; verbatimLongitude: -85.4298; verbatimCoordinateSystem: Decimal; decimalLatitude: 10.7626; decimalLongitude: -85.4298; samplingProtocol: Reared from the larva of the Nolidae, *Iscadia purpurascens*; verbatimEventDate: 01-Sep-2011; individualID: DHJPAR0046535; individualCount: 1; sex: male; lifeStage: adult; preparations: pinned; catalogNumber: DHJPAR0046535; occurrenceDetails: <http://janzen.sas.upenn.edu>; recordedBy: D.H. Janzen, W. Hallwachs & Mariano Pereira; otherCatalogNumbers: ACGBA708-12, 11-

- SRNP-56306, BOLD:AAA1577; language: en; institutionCode: CNC; collectionCode: Insects; basisOfRecord: Pinned Specimen
- bi. scientificName: *Hyphantrophaga virilis*; phylum: Arthropoda; class: Insecta; order: Diptera; family: Tachinidae; genus: *Hyphantrophaga*; specificEpithet: virilis; scientificNameAuthorship: (Aldrich & Webber, 1924); country: Costa Rica; countryCode: CR; stateProvince: Guanacaste; county: Sector Santa Rosa; locality: Area de Conservacion Guanacaste; verbatimLocality: Finca Jenny; verbatimElevation: 205; verbatimLatitude: 10.8633; verbatimLongitude: -85.5744; verbatimCoordinateSystem: Decimal; decimalLatitude: 10.8633; decimalLongitude: -85.5744; samplingProtocol: Reared from the larva of the Notodontidae, *Tachuda plumipes* ICG02; verbatimEventDate: 25-Sep-2005; individualID: DHJPAR0006302; individualCount: 1; sex: female; lifeStage: adult; preparations: pinned; catalogNumber: DHJPAR0006302; occurrenceDetails: <http://janzen.sas.upenn.edu>; recordedBy: D.H. Janzen, W. Hallwachs & Freddy Quesada; otherCatalogNumbers: ASTAI730-06, 05-SRNP-60214, BOLD:AAA1577; language: en; institutionCode: CNC; collectionCode: Insects; basisOfRecord: Pinned Specimen
- bj. scientificName: *Hyphantrophaga virilis*; phylum: Arthropoda; class: Insecta; order: Diptera; family: Tachinidae; genus: *Hyphantrophaga*; specificEpithet: virilis; scientificNameAuthorship: (Aldrich & Webber, 1924); country: Costa Rica; countryCode: CR; stateProvince: Guanacaste; county: Sector Cacao; locality: Area de Conservacion Guanacaste; verbatimLocality: Cuesta Caimito; verbatimElevation: 640; verbatimLatitude: 10.8908; verbatimLongitude: -85.4719; verbatimCoordinateSystem: Decimal; decimalLatitude: 10.8908; decimalLongitude: -85.4719; samplingProtocol: Reared from the larva of the Noctuidae, *Dyops cuprescens*; verbatimEventDate: 13-Dec-2002; individualID: DHJPAR0006309; individualCount: 1; sex: female; lifeStage: adult; preparations: pinned; catalogNumber: DHJPAR0006309; occurrenceDetails: <http://janzen.sas.upenn.edu>; recordedBy: D.H. Janzen, W. Hallwachs & Harry Ramirez; otherCatalogNumbers: ASTAI737-06, 02-SRNP-24305, BOLD:AAA1577; language: en; institutionCode: CNC; collectionCode: Insects; basisOfRecord: Pinned Specimen
- bk. scientificName: *Hyphantrophaga virilis*; phylum: Arthropoda; class: Insecta; order: Diptera; family: Tachinidae; genus: *Hyphantrophaga*; specificEpithet: virilis; scientificNameAuthorship: (Aldrich & Webber, 1924); country: Costa Rica; countryCode: CR; stateProvince: Guanacaste; county: Sector Santa Rosa; locality: Area de Conservacion Guanacaste; verbatimLocality: Area Administrativa; verbatimElevation: 295; verbatimLatitude: 10.8376; verbatimLongitude: -85.6187; verbatimCoordinateSystem: Decimal; decimalLatitude: 10.8376; decimalLongitude: -85.6187; samplingProtocol: Reared from the larva of the Notodontidae, *Sericochroa felderi*; verbatimEventDate: 12-Aug-2003; individualID: DHJPAR0006322; individualCount: 1; sex: female; lifeStage: adult; preparations: pinned; catalogNumber: DHJPAR0006322; occurrenceDetails: <http://janzen.sas.upenn.edu>; recordedBy: D.H. Janzen, W. Hallwachs & Ruth Franco; otherCatalogNumbers: ASTAI750-06, 03-SRNP-14269; language: en; institutionCode: CNC; collectionCode: Insects; basisOfRecord: Pinned Specimen
- bl. scientificName: *Hyphantrophaga virilis*; phylum: Arthropoda; class: Insecta; order: Diptera; family: Tachinidae; genus: *Hyphantrophaga*; specificEpithet: virilis; scientificNameAuthorship: (Aldrich & Webber, 1924); country: Costa Rica; countryCode: CR; stateProvince: Guanacaste; county: Sector Mundo Nuevo; locality: Area de Conservacion Guanacaste; verbatimLocality: Quebrada Tibio Perla; verbatimElevation: 330; verbatimLatitude: 10.7626; verbatimLongitude: -85.4298; verbatimCoordinateSystem: Decimal; decimalLatitude: 10.7626; decimalLongitude:

- 85.4298; samplingProtocol: Reared from the larva of the Noctuidae, *Neotuerta sabulosa*; verbatimEventDate: 06-Jun-2007; individualID: DHJPAR0019577; individualCount: 1; sex: female; lifeStage: adult; preparations: pinned; catalogNumber: DHJPAR0019577; occurrenceDetails: <http://janzen.sas.upenn.edu>; recordedBy: D.H. Janzen, W. Hallwachs & Mariano Pereira; otherCatalogNumbers: ASTAB125-07, 07-SRNP-55882, BOLD:AAA1577; language: en; institutionCode: CNC; collectionCode: Insects; basisOfRecord: Pinned Specimen
- bm. scientificName: *Hyphantrophaga virilis*; phylum: Arthropoda; class: Insecta; order: Diptera; family: Tachinidae; genus: *Hyphantrophaga*; specificEpithet: virilis; scientificNameAuthorship: (Aldrich & Webber, 1924); country: Costa Rica; countryCode: CR; stateProvince: Guanacaste; county: Sector Mundo Nuevo; locality: Area de Conservacion Guanacaste; verbatimLocality: Quebrada Tibio Perla; verbatimElevation: 330; verbatimLatitude: 10.7626; verbatimLongitude: -85.4298; verbatimCoordinateSystem: Decimal; decimalLatitude: 10.7626; decimalLongitude: -85.4298; samplingProtocol: Reared from the larva of the Riodinidae, *Melanis sanguinea*; verbatimEventDate: 20-Jun-2007; individualID: DHJPAR0019602; individualCount: 1; sex: female; lifeStage: adult; preparations: pinned; catalogNumber: DHJPAR0019602; occurrenceDetails: <http://janzen.sas.upenn.edu>; recordedBy: D.H. Janzen, W. Hallwachs & Jose Alberto Sanchez; otherCatalogNumbers: ASTAB150-07, 07-SRNP-56934, BOLD:AAA1577; language: en; institutionCode: CNC; collectionCode: Insects; basisOfRecord: Pinned Specimen
- bn. scientificName: *Hyphantrophaga virilis*; phylum: Arthropoda; class: Insecta; order: Diptera; family: Tachinidae; genus: *Hyphantrophaga*; specificEpithet: virilis; scientificNameAuthorship: (Aldrich & Webber, 1924); country: Costa Rica; countryCode: CR; stateProvince: Guanacaste; county: Sector Santa Rosa; locality: Area de Conservacion Guanacaste; verbatimLocality: Rio Azufrado; verbatimElevation: 95; verbatimLatitude: 10.8122; verbatimLongitude: -85.5444; verbatimCoordinateSystem: Decimal; decimalLatitude: 10.8122; decimalLongitude: -85.5444; samplingProtocol: Reared from the larva of the Notodontidae, *Calledema plusia*; verbatimEventDate: 23-Nov-2007; individualID: DHJPAR0023210; individualCount: 1; sex: female; lifeStage: adult; preparations: pinned; catalogNumber: DHJPAR0023210; occurrenceDetails: <http://janzen.sas.upenn.edu>; recordedBy: D.H. Janzen, W. Hallwachs & Guillermo Pereira; otherCatalogNumbers: ASTAW371-08, 07-SRNP-16103, BOLD:AAA1577; language: en; institutionCode: CNC; collectionCode: Insects; basisOfRecord: Pinned Specimen
- bo. scientificName: *Hyphantrophaga virilis*; phylum: Arthropoda; class: Insecta; order: Diptera; family: Tachinidae; genus: *Hyphantrophaga*; specificEpithet: virilis; scientificNameAuthorship: (Aldrich & Webber, 1924); country: Costa Rica; countryCode: CR; stateProvince: Guanacaste; county: Sector Mundo Nuevo; locality: Area de Conservacion Guanacaste; verbatimLocality: Sendero Aguacate; verbatimElevation: 335; verbatimLatitude: 10.769; verbatimLongitude: -85.4346; verbatimCoordinateSystem: Decimal; decimalLatitude: 10.769; decimalLongitude: -85.4346; samplingProtocol: Reared from the larva of the Hesperidae, *Mysoria ambigua*; verbatimEventDate: 26-Nov-2007; individualID: DHJPAR0023223; individualCount: 1; sex: female; lifeStage: adult; preparations: pinned; catalogNumber: DHJPAR0023223; occurrenceDetails: <http://janzen.sas.upenn.edu>; recordedBy: D.H. Janzen, W. Hallwachs & Jose Alberto Sanchez; otherCatalogNumbers: ASTAW384-08, 07-SRNP-60273, BOLD:AAA1577; language: en; institutionCode: CNC; collectionCode: Insects; basisOfRecord: Pinned Specimen

- bp. scientificName: *Hyphantrophaga virilis*; phylum: Arthropoda; class: Insecta; order: Diptera; family: Tachinidae; genus: *Hyphantrophaga*; specificEpithet: virilis; scientificNameAuthorship: (Aldrich & Webber, 1924); country: Costa Rica; countryCode: CR; stateProvince: Guanacaste; county: Sector Del Oro; locality: Area de Conservacion Guanacaste; verbatimLocality: Bosque Aguirre; verbatimElevation: 620; verbatimLatitude: 11.0006; verbatimLongitude: -85.438; verbatimCoordinateSystem: Decimal; decimalLatitude: 11.0006; decimalLongitude: -85.438; samplingProtocol: Reared from the larva of the Pieridae, Eureka xanthochlora; verbatimEventDate: 05-Feb-2008; individualID: DHJPAR0023617; individualCount: 1; sex: female; lifeStage: adult; preparations: pinned; catalogNumber: DHJPAR0023617; occurrenceDetails: <http://janzen.sas.upenn.edu>; recordedBy: D.H. Janzen, W. Hallwachs & Lucia Rios; otherCatalogNumbers: ASTAW474-08, 08-SRNP-20258, BOLD:AAA1577; language: en; institutionCode: CNC; collectionCode: Insects; basisOfRecord: Pinned Specimen
- bq. scientificName: *Hyphantrophaga virilis*; phylum: Arthropoda; class: Insecta; order: Diptera; family: Tachinidae; genus: *Hyphantrophaga*; specificEpithet: virilis; scientificNameAuthorship: (Aldrich & Webber, 1924); country: Costa Rica; countryCode: CR; stateProvince: Guanacaste; county: Sector Del Oro; locality: Area de Conservacion Guanacaste; verbatimLocality: Bosque Aguirre; verbatimElevation: 620; verbatimLatitude: 11.0006; verbatimLongitude: -85.438; verbatimCoordinateSystem: Decimal; decimalLatitude: 11.0006; decimalLongitude: -85.438; samplingProtocol: Reared from the larva of the Pieridae, Eureka xanthochlora; verbatimEventDate: 05-Feb-2008; individualID: DHJPAR0023619; individualCount: 1; sex: female; lifeStage: adult; preparations: pinned; catalogNumber: DHJPAR0023619; occurrenceDetails: <http://janzen.sas.upenn.edu>; recordedBy: D.H. Janzen, W. Hallwachs & Lucia Rios; otherCatalogNumbers: ASTAW476-08, 08-SRNP-20268, BOLD:AAA1577; language: en; institutionCode: CNC; collectionCode: Insects; basisOfRecord: Pinned Specimen
- br. scientificName: *Hyphantrophaga virilis*; phylum: Arthropoda; class: Insecta; order: Diptera; family: Tachinidae; genus: *Hyphantrophaga*; specificEpithet: virilis; scientificNameAuthorship: (Aldrich & Webber, 1924); country: Costa Rica; countryCode: CR; stateProvince: Guanacaste; county: Sector Del Oro; locality: Area de Conservacion Guanacaste; verbatimLocality: Bosque Aguirre; verbatimElevation: 620; verbatimLatitude: 11.0006; verbatimLongitude: -85.438; verbatimCoordinateSystem: Decimal; decimalLatitude: 11.0006; decimalLongitude: -85.438; samplingProtocol: Reared from the larva of the Pieridae, Eureka xanthochlora; verbatimEventDate: 05-Feb-2008; individualID: DHJPAR0023620; individualCount: 1; sex: female; lifeStage: adult; preparations: pinned; catalogNumber: DHJPAR0023620; occurrenceDetails: <http://janzen.sas.upenn.edu>; recordedBy: D.H. Janzen, W. Hallwachs & Lucia Rios; otherCatalogNumbers: ASTAW477-08, 08-SRNP-20264, BOLD:AAA1577; language: en; institutionCode: CNC; collectionCode: Insects; basisOfRecord: Pinned Specimen
- bs. scientificName: *Hyphantrophaga virilis*; phylum: Arthropoda; class: Insecta; order: Diptera; family: Tachinidae; genus: *Hyphantrophaga*; specificEpithet: virilis; scientificNameAuthorship: (Aldrich & Webber, 1924); country: Costa Rica; countryCode: CR; stateProvince: Guanacaste; county: Sector Del Oro; locality: Area de Conservacion Guanacaste; verbatimLocality: Bosque Aguirre; verbatimElevation: 620; verbatimLatitude: 11.0006; verbatimLongitude: -85.438; verbatimCoordinateSystem: Decimal; decimalLatitude: 11.0006; decimalLongitude: -85.438; samplingProtocol: Reared from the larva of the Hesperidae, *Astraptus inflatio*;

- verbatimEventDate: 09-Mar-2008; individualID: DHJPAR0023634; individualCount: 1; sex: female; lifeStage: adult; preparations: pinned; catalogNumber: DHJPAR0023634; occurrenceDetails: <http://janzen.sas.upenn.edu>; recordedBy: D.H. Janzen, W. Hallwachs & Lucia Rios; otherCatalogNumbers: ASTAW491-08, 08-SRNP-20524, BOLD:AAA1577; language: en; institutionCode: CNC; collectionCode: Insects; basisOfRecord: Pinned Specimen
- bt. scientificName: *Hyphantrophaga virilis*; phylum: Arthropoda; class: Insecta; order: Diptera; family: Tachinidae; genus: *Hyphantrophaga*; specificEpithet: virilis; scientificNameAuthorship: (Aldrich & Webber, 1924); country: Costa Rica; countryCode: CR; stateProvince: Guanacaste; county: Sector Cacao; locality: Area de Conservacion Guanacaste; verbatimLocality: Sendero Pajarito; verbatimElevation: 600; verbatimLatitude: 10.8899; verbatimLongitude: -85.4743; verbatimCoordinateSystem: Decimal; decimalLatitude: 10.8899; decimalLongitude: -85.4743; samplingProtocol: Reared from the larva of the Lasiocampidae, Euglyphis jessiehillae; verbatimEventDate: 13-Mar-2008; individualID: DHJPAR0023639; individualCount: 1; sex: female; lifeStage: adult; preparations: pinned; catalogNumber: DHJPAR0023639; occurrenceDetails: <http://janzen.sas.upenn.edu>; recordedBy: D.H. Janzen, W. Hallwachs & Harry Ramirez; otherCatalogNumbers: ASTAW496-08, 08-SRNP-45029, BOLD:AAA1577; language: en; institutionCode: CNC; collectionCode: Insects; basisOfRecord: Pinned Specimen
- bu. scientificName: *Hyphantrophaga virilis*; phylum: Arthropoda; class: Insecta; order: Diptera; family: Tachinidae; genus: *Hyphantrophaga*; specificEpithet: virilis; scientificNameAuthorship: (Aldrich & Webber, 1924); country: Costa Rica; countryCode: CR; stateProvince: Alajuela; county: Sector San Cristobal; locality: Area de Conservacion Guanacaste; verbatimLocality: Finca San Gabriel; verbatimElevation: 645; verbatimLatitude: 10.8777; verbatimLongitude: -85.3934; verbatimCoordinateSystem: Decimal; decimalLatitude: 10.8777; decimalLongitude: -85.3934; samplingProtocol: Reared from the larva of the Pieridae, Dismorphia praxinoe; verbatimEventDate: 15-Jan-2008; individualID: DHJPAR0023660; individualCount: 1; sex: female; lifeStage: adult; preparations: pinned; catalogNumber: DHJPAR0023660; occurrenceDetails: <http://janzen.sas.upenn.edu>; recordedBy: D.H. Janzen, W. Hallwachs & Anabelle Cordoba; otherCatalogNumbers: ASTAW517-08, 07-SRNP-5016, BOLD:AAA1577; language: en; institutionCode: CNC; collectionCode: Insects; basisOfRecord: Pinned Specimen
- bv. scientificName: *Hyphantrophaga virilis*; phylum: Arthropoda; class: Insecta; order: Diptera; family: Tachinidae; genus: *Hyphantrophaga*; specificEpithet: virilis; scientificNameAuthorship: (Aldrich & Webber, 1924); country: Costa Rica; countryCode: CR; stateProvince: Alajuela; county: Sector San Cristobal; locality: Area de Conservacion Guanacaste; verbatimLocality: Puente Palma; verbatimElevation: 460; verbatimLatitude: 10.9163; verbatimLongitude: -85.3787; verbatimCoordinateSystem: Decimal; decimalLatitude: 10.9163; decimalLongitude: -85.3787; samplingProtocol: Reared from the larva of the Hesperidae, Polycrora cleta; verbatimEventDate: 14-Mar-2008; individualID: DHJPAR0024460; individualCount: 1; sex: female; lifeStage: adult; preparations: pinned; catalogNumber: DHJPAR0024460; occurrenceDetails: <http://janzen.sas.upenn.edu>; recordedBy: D.H. Janzen, W. Hallwachs & Anabelle Cordoba; otherCatalogNumbers: ASTAW570-08, 08-SRNP-351, BOLD:AAA1577; language: en; institutionCode: CNC; collectionCode: Insects; basisOfRecord: Pinned Specimen
- bw. scientificName: *Hyphantrophaga virilis*; phylum: Arthropoda; class: Insecta; order: Diptera; family: Tachinidae; genus: *Hyphantrophaga*; specificEpithet: virilis;

- scientificNameAuthorship: (Aldrich & Webber, 1924); country: Costa Rica; countryCode: CR; stateProvince: Alajuela; county: Sector San Cristobal; locality: Area de Conservacion Guanacaste; verbatimLocality: Vado Rio Cucaracho; verbatimElevation: 640; verbatimLatitude: 10.8702; verbatimLongitude: -85.3915; verbatimCoordinateSystem: Decimal; decimalLatitude: 10.8702; decimalLongitude: -85.3915; samplingProtocol: Reared from the larva of the Notodontidae, *Tithraustes noctiluces* CG02; verbatimEventDate: 21-Mar-2008; individualID: DHJPAR0024470; individualCount: 1; sex: female; lifeStage: adult; preparations: pinned; catalogNumber: DHJPAR0024470; occurrenceDetails: <http://janzen.sas.upenn.edu>; recordedBy: D.H. Janzen, W. Hallwachs & Gloria Sihezar; otherCatalogNumbers: ASTAW580-08, 08-SRNP-767, BOLD:AAA1577; language: en; institutionCode: CNC; collectionCode: Insects; basisOfRecord: Pinned Specimen
- bx. scientificName: *Hyphantrophaga virilis*; phylum: Arthropoda; class: Insecta; order: Diptera; family: Tachinidae; genus: *Hyphantrophaga*; specificEpithet: virilis; scientificNameAuthorship: (Aldrich & Webber, 1924); country: Costa Rica; countryCode: CR; stateProvince: Alajuela; county: Sector San Cristobal; locality: Area de Conservacion Guanacaste; verbatimLocality: Finca San Gabriel; verbatimElevation: 645; verbatimLatitude: 10.8777; verbatimLongitude: -85.3934; verbatimCoordinateSystem: Decimal; decimalLatitude: 10.8777; decimalLongitude: -85.3934; samplingProtocol: Reared from the larva of the Tortricidae, *Anacrusis nephrodes*; verbatimEventDate: 20-Mar-2008; individualID: DHJPAR0024472; individualCount: 1; sex: female; lifeStage: adult; preparations: pinned; catalogNumber: DHJPAR0024472; occurrenceDetails: <http://janzen.sas.upenn.edu>; recordedBy: D.H. Janzen, W. Hallwachs & Elda Araya; otherCatalogNumbers: ASTAW582-08, 08-SRNP-508, BOLD:AAA1577; language: en; institutionCode: CNC; collectionCode: Insects; basisOfRecord: Pinned Specimen
- by. scientificName: *Hyphantrophaga virilis*; phylum: Arthropoda; class: Insecta; order: Diptera; family: Tachinidae; genus: *Hyphantrophaga*; specificEpithet: virilis; scientificNameAuthorship: (Aldrich & Webber, 1924); country: Costa Rica; countryCode: CR; stateProvince: Alajuela; county: Sector San Cristobal; locality: Area de Conservacion Guanacaste; verbatimLocality: Puente Palma; verbatimElevation: 460; verbatimLatitude: 10.9163; verbatimLongitude: -85.3787; verbatimCoordinateSystem: Decimal; decimalLatitude: 10.9163; decimalLongitude: -85.3787; samplingProtocol: Reared from the larva of the Hesperidae, *Polycctor cleta*; verbatimEventDate: 06-Mar-2008; individualID: DHJPAR0024475; individualCount: 1; sex: female; lifeStage: adult; preparations: pinned; catalogNumber: DHJPAR0024475; occurrenceDetails: <http://janzen.sas.upenn.edu>; recordedBy: D.H. Janzen, W. Hallwachs & Anabelle Cordoba; otherCatalogNumbers: ASTAW585-08, 08-SRNP-349, BOLD:AAA1577; language: en; institutionCode: CNC; collectionCode: Insects; basisOfRecord: Pinned Specimen
- bz. scientificName: *Hyphantrophaga virilis*; phylum: Arthropoda; class: Insecta; order: Diptera; family: Tachinidae; genus: *Hyphantrophaga*; specificEpithet: virilis; scientificNameAuthorship: (Aldrich & Webber, 1924); country: Costa Rica; countryCode: CR; stateProvince: Guanacaste; county: Sector Cacao; locality: Area de Conservacion Guanacaste; verbatimLocality: Sendero Derrumbe; verbatimElevation: 1220; verbatimLatitude: 10.9292; verbatimLongitude: -85.4643; verbatimCoordinateSystem: Decimal; decimalLatitude: 10.9292; decimalLongitude: -85.4643; samplingProtocol: Reared from the larva of the Geometridae, *Carpela Janzen01*; verbatimEventDate: 10-May-2008; individualID: DHJPAR0024561; individualCount: 1; sex: female; lifeStage: adult; preparations: pinned; catalogNumber:

- DHJPAR0024561; occurrenceDetails: <http://janzen.sas.upenn.edu>; recordedBy: D.H. Janzen, W. Hallwachs & Manuel Pereira; otherCatalogNumbers: ASTAW671-08, 08-SRNP-35348, BOLD:AAA1577; language: en; institutionCode: CNC; collectionCode: Insects; basisOfRecord: Pinned Specimen
- ca. scientificName: *Hyphantrophaga virilis*; phylum: Arthropoda; class: Insecta; order: Diptera; family: Tachinidae; genus: *Hyphantrophaga*; specificEpithet: virilis; scientificNameAuthorship: (Aldrich & Webber, 1924); country: Costa Rica; countryCode: CR; stateProvince: Guanacaste; county: Sector Santa Rosa; locality: Area de Conservacion Guanacaste; verbatimLocality: Sendero Natural; verbatimElevation: 290; verbatimLatitude: 10.8357; verbatimLongitude: -85.6125; verbatimCoordinateSystem: Decimal; decimalLatitude: 10.8357; decimalLongitude: -85.6125; samplingProtocol: Reared from the larva of the Notodontidae, Elasmia mandela; verbatimEventDate: 22-Aug-2008; individualID: DHJPAR0029756; individualCount: 1; sex: female; lifeStage: adult; preparations: pinned; catalogNumber: DHJPAR0029756; occurrenceDetails: <http://janzen.sas.upenn.edu>; recordedBy: D.H. Janzen, W. Hallwachs & Guillermo Pereira; otherCatalogNumbers: ASHYM1177-09, 08-SRNP-14508,; language: en; institutionCode: CNC; collectionCode: Insects; basisOfRecord: Pinned Specimen
- cb. scientificName: *Hyphantrophaga virilis*; phylum: Arthropoda; class: Insecta; order: Diptera; family: Tachinidae; genus: *Hyphantrophaga*; specificEpithet: virilis; scientificNameAuthorship: (Aldrich & Webber, 1924); country: Costa Rica; countryCode: CR; stateProvince: Guanacaste; county: Sector Santa Rosa; locality: Area de Conservacion Guanacaste; verbatimLocality: Bosque San Emilio; verbatimElevation: 300; verbatimLatitude: 10.8439; verbatimLongitude: -85.6138; verbatimCoordinateSystem: Decimal; decimalLatitude: 10.8439; decimalLongitude: -85.6138; samplingProtocol: Reared from the larva of the Notodontidae, Elasmia mandela; verbatimEventDate: 23-Aug-2008; individualID: DHJPAR0029758; individualCount: 1; sex: female; lifeStage: adult; preparations: pinned; catalogNumber: DHJPAR0029758; occurrenceDetails: <http://janzen.sas.upenn.edu>; recordedBy: D.H. Janzen, W. Hallwachs & Guillermo Pereira; otherCatalogNumbers: ASHYM1179-09, 08-SRNP-14565, BOLD:AAA1577; language: en; institutionCode: CNC; collectionCode: Insects; basisOfRecord: Pinned Specimen
- cc. scientificName: *Hyphantrophaga virilis*; phylum: Arthropoda; class: Insecta; order: Diptera; family: Tachinidae; genus: *Hyphantrophaga*; specificEpithet: virilis; scientificNameAuthorship: (Aldrich & Webber, 1924); country: Costa Rica; countryCode: CR; stateProvince: Guanacaste; county: Sector Santa Rosa; locality: Area de Conservacion Guanacaste; verbatimLocality: Bosque San Emilio; verbatimElevation: 300; verbatimLatitude: 10.8439; verbatimLongitude: -85.6138; verbatimCoordinateSystem: Decimal; decimalLatitude: 10.8439; decimalLongitude: -85.6138; samplingProtocol: Reared from the larva of the Notodontidae, Elasmia mandela; verbatimEventDate: 23-Aug-2008; individualID: DHJPAR0029760; individualCount: 1; sex: female; lifeStage: adult; preparations: pinned; catalogNumber: DHJPAR0029760; occurrenceDetails: <http://janzen.sas.upenn.edu>; recordedBy: D.H. Janzen, W. Hallwachs & Guillermo Pereira; otherCatalogNumbers: ASHYM1181-09, 08-SRNP-14561, BOLD:AAA1577; language: en; institutionCode: CNC; collectionCode: Insects; basisOfRecord: Pinned Specimen
- cd. scientificName: *Hyphantrophaga virilis*; phylum: Arthropoda; class: Insecta; order: Diptera; family: Tachinidae; genus: *Hyphantrophaga*; specificEpithet: virilis; scientificNameAuthorship: (Aldrich & Webber, 1924); country: Costa Rica; countryCode: CR; stateProvince: Guanacaste; county: Sector Santa Rosa; locality:

- Area de Conservacion Guanacaste; verbatimLocality: Bosque San Emilio; verbatimElevation: 300; verbatimLatitude: 10.8439; verbatimLongitude: -85.6138; verbatimCoordinateSystem: Decimal; decimalLatitude: 10.8439; decimalLongitude: -85.6138; samplingProtocol: Reared from the larva of the Notodontidae, *Elasmia mandela*; verbatimEventDate: 24-Aug-2008; individualID: DHJPAR0029763; individualCount: 1; sex: female; lifeStage: adult; preparations: pinned; catalogNumber: DHJPAR0029763; occurrenceDetails: <http://janzen.sas.upenn.edu>; recordedBy: D.H. Janzen, W. Hallwachs & Guillermo Pereira; otherCatalogNumbers: ASHYM1184-09, 08-SRNP-14574, BOLD:AAA1577; language: en; institutionCode: CNC; collectionCode: Insects; basisOfRecord: Pinned Specimen
- ce. scientificName: *Hyphantrophaga virilis*; phylum: Arthropoda; class: Insecta; order: Diptera; family: Tachinidae; genus: *Hyphantrophaga*; specificEpithet: virilis; scientificNameAuthorship: (Aldrich & Webber, 1924); country: Costa Rica; countryCode: CR; stateProvince: Guanacaste; county: Sector Santa Rosa; locality: Area de Conservacion Guanacaste; verbatimLocality: Bosque San Emilio; verbatimElevation: 300; verbatimLatitude: 10.8439; verbatimLongitude: -85.6138; verbatimCoordinateSystem: Decimal; decimalLatitude: 10.8439; decimalLongitude: -85.6138; samplingProtocol: Reared from the larva of the Notodontidae, *Elasmia mandela*; verbatimEventDate: 24-Aug-2008; individualID: DHJPAR0029764; individualCount: 1; sex: female; lifeStage: adult; preparations: pinned; catalogNumber: DHJPAR0029764; occurrenceDetails: <http://janzen.sas.upenn.edu>; recordedBy: D.H. Janzen, W. Hallwachs & Guillermo Pereira; otherCatalogNumbers: ASHYM1185-09, 08-SRNP-14572, BOLD:AAA1577; language: en; institutionCode: CNC; collectionCode: Insects; basisOfRecord: Pinned Specimen
- cf. scientificName: *Hyphantrophaga virilis*; phylum: Arthropoda; class: Insecta; order: Diptera; family: Tachinidae; genus: *Hyphantrophaga*; specificEpithet: virilis; scientificNameAuthorship: (Aldrich & Webber, 1924); country: Costa Rica; countryCode: CR; stateProvince: Guanacaste; county: Sector Santa Rosa; locality: Area de Conservacion Guanacaste; verbatimLocality: Bosque San Emilio; verbatimElevation: 300; verbatimLatitude: 10.8439; verbatimLongitude: -85.6138; verbatimCoordinateSystem: Decimal; decimalLatitude: 10.8439; decimalLongitude: -85.6138; samplingProtocol: Reared from the larva of the Notodontidae, *Elasmia mandela*; verbatimEventDate: 24-Aug-2008; individualID: DHJPAR0029765; individualCount: 1; sex: female; lifeStage: adult; preparations: pinned; catalogNumber: DHJPAR0029765; occurrenceDetails: <http://janzen.sas.upenn.edu>; recordedBy: D.H. Janzen, W. Hallwachs & Guillermo Pereira; otherCatalogNumbers: ASHYM1186-09, 08-SRNP-14584, BOLD:AAA1577; language: en; institutionCode: CNC; collectionCode: Insects; basisOfRecord: Pinned Specimen
- cg. scientificName: *Hyphantrophaga virilis*; phylum: Arthropoda; class: Insecta; order: Diptera; family: Tachinidae; genus: *Hyphantrophaga*; specificEpithet: virilis; scientificNameAuthorship: (Aldrich & Webber, 1924); country: Costa Rica; countryCode: CR; stateProvince: Guanacaste; county: Sector Santa Rosa; locality: Area de Conservacion Guanacaste; verbatimLocality: Bosque San Emilio; verbatimElevation: 300; verbatimLatitude: 10.8439; verbatimLongitude: -85.6138; verbatimCoordinateSystem: Decimal; decimalLatitude: 10.8439; decimalLongitude: -85.6138; samplingProtocol: Reared from the larva of the Notodontidae, *Boriza tonac*; verbatimEventDate: 24-Aug-2008; individualID: DHJPAR0029769; individualCount: 1; sex: female; lifeStage: adult; preparations: pinned; catalogNumber: DHJPAR0029769; occurrenceDetails: <http://janzen.sas.upenn.edu>; recordedBy: D.H. Janzen, W. Hallwachs & Guillermo Pereira; otherCatalogNumbers: ASHYM1190-09, 08-

- SRNP-14439, BOLD:AAA1577; language: en; institutionCode: CNC; collectionCode: Insects; basisOfRecord: Pinned Specimen
- ch. scientificName: *Hyphantrophaga virilis*; phylum: Arthropoda; class: Insecta; order: Diptera; family: Tachinidae; genus: *Hyphantrophaga*; specificEpithet: virilis; scientificNameAuthorship: (Aldrich & Webber, 1924); country: Costa Rica; countryCode: CR; stateProvince: Guanacaste; county: Sector Santa Rosa; locality: Area de Conservacion Guanacaste; verbatimLocality: Sendero Natural; verbatimElevation: 290; verbatimLatitude: 10.8357; verbatimLongitude: -85.6125; verbatimCoordinateSystem: Decimal; decimalLatitude: 10.8357; decimalLongitude: -85.6125; samplingProtocol: Reared from the larva of the Notodontidae, Boriza tonac; verbatimEventDate: 24-Aug-2008; individualID: DHJPAR0029770; individualCount: 1; sex: female; lifeStage: adult; preparations: pinned; catalogNumber: DHJPAR0029770; occurrenceDetails: <http://janzen.sas.upenn.edu>; recordedBy: D.H. Janzen, W. Hallwachs & Guillermo Pereira; otherCatalogNumbers: ASHYM1191-09, 08-SRNP-14594, BOLD:AAA1577; language: en; institutionCode: CNC; collectionCode: Insects; basisOfRecord: Pinned Specimen
- ci. scientificName: *Hyphantrophaga virilis*; phylum: Arthropoda; class: Insecta; order: Diptera; family: Tachinidae; genus: *Hyphantrophaga*; specificEpithet: virilis; scientificNameAuthorship: (Aldrich & Webber, 1924); country: Costa Rica; countryCode: CR; stateProvince: Guanacaste; county: Sector Santa Rosa; locality: Area de Conservacion Guanacaste; verbatimLocality: Bosque San Emilio; verbatimElevation: 300; verbatimLatitude: 10.8439; verbatimLongitude: -85.6138; verbatimCoordinateSystem: Decimal; decimalLatitude: 10.8439; decimalLongitude: -85.6138; samplingProtocol: Reared from the larva of the Notodontidae, Elasmia mandela; verbatimEventDate: 24-Aug-2008; individualID: DHJPAR0029773; individualCount: 1; sex: female; lifeStage: adult; preparations: pinned; catalogNumber: DHJPAR0029773; occurrenceDetails: <http://janzen.sas.upenn.edu>; recordedBy: D.H. Janzen, W. Hallwachs & Guillermo Pereira; otherCatalogNumbers: ASHYM1194-09, 08-SRNP-14576, BOLD:AAA1577; language: en; institutionCode: CNC; collectionCode: Insects; basisOfRecord: Pinned Specimen
- cj. scientificName: *Hyphantrophaga virilis*; phylum: Arthropoda; class: Insecta; order: Diptera; family: Tachinidae; genus: *Hyphantrophaga*; specificEpithet: virilis; scientificNameAuthorship: (Aldrich & Webber, 1924); country: Costa Rica; countryCode: CR; stateProvince: Guanacaste; county: Sector Santa Rosa; locality: Area de Conservacion Guanacaste; verbatimLocality: Sendero Natural; verbatimElevation: 290; verbatimLatitude: 10.8357; verbatimLongitude: -85.6125; verbatimCoordinateSystem: Decimal; decimalLatitude: 10.8357; decimalLongitude: -85.6125; samplingProtocol: Reared from the larva of the Notodontidae, Boriza tonac; verbatimEventDate: 25-Aug-2008; individualID: DHJPAR0029774; individualCount: 1; sex: female; lifeStage: adult; preparations: pinned; catalogNumber: DHJPAR0029774; occurrenceDetails: <http://janzen.sas.upenn.edu>; recordedBy: D.H. Janzen, W. Hallwachs & Guillermo Pereira; otherCatalogNumbers: ASHYM1195-09, 08-SRNP-14600, BOLD:AAA1577; language: en; institutionCode: CNC; collectionCode: Insects; basisOfRecord: Pinned Specimen
- ck. scientificName: *Hyphantrophaga virilis*; phylum: Arthropoda; class: Insecta; order: Diptera; family: Tachinidae; genus: *Hyphantrophaga*; specificEpithet: virilis; scientificNameAuthorship: (Aldrich & Webber, 1924); country: Costa Rica; countryCode: CR; stateProvince: Guanacaste; county: Sector Santa Rosa; locality: Area de Conservacion Guanacaste; verbatimLocality: Bosque San Emilio; verbatimElevation: 300; verbatimLatitude: 10.8439; verbatimLongitude: -85.6138;

verbatimCoordinateSystem: Decimal; decimalLatitude: 10.8439; decimalLongitude: -85.6138; samplingProtocol: Reared from the larva of the Notodontidae, Boriza tonac; verbatimEventDate: 26-Aug-2008; individualID: DHJPAR0029778; individualCount: 1; sex: female; lifeStage: adult; preparations: pinned; catalogNumber: DHJPAR0029778; occurrenceDetails: <http://janzen.sas.upenn.edu>; recordedBy: D.H. Janzen, W. Hallwachs & Johan Vargas; otherCatalogNumbers: ASHYM1199-09, 08-SRNP-14553, BOLD:AAA1577; language: en; institutionCode: CNC; collectionCode: Insects; basisOfRecord: Pinned Specimen

- cl. scientificName: *Hyphantrophaga virilis*; phylum: Arthropoda; class: Insecta; order: Diptera; family: Tachinidae; genus: *Hyphantrophaga*; specificEpithet: virilis; scientificNameAuthorship: (Aldrich & Webber, 1924); country: Costa Rica; countryCode: CR; stateProvince: Guanacaste; county: Sector Santa Rosa; locality: Area de Conservacion Guanacaste; verbatimLocality: Sendero Natural; verbatimElevation: 290; verbatimLatitude: 10.8357; verbatimLongitude: -85.6125; verbatimCoordinateSystem: Decimal; decimalLatitude: 10.8357; decimalLongitude: -85.6125; samplingProtocol: Reared from the larva of the Notodontidae, Boriza tonac; verbatimEventDate: 26-Aug-2008; individualID: DHJPAR0029779; individualCount: 1; sex: female; lifeStage: adult; preparations: pinned; catalogNumber: DHJPAR0029779; occurrenceDetails: <http://janzen.sas.upenn.edu>; recordedBy: D.H. Janzen, W. Hallwachs & Guillermo Pereira; otherCatalogNumbers: ASHYM1200-09, 08-SRNP-14617, BOLD:AAA1577; language: en; institutionCode: CNC; collectionCode: Insects; basisOfRecord: Pinned Specimen
- cm. scientificName: *Hyphantrophaga virilis*; phylum: Arthropoda; class: Insecta; order: Diptera; family: Tachinidae; genus: *Hyphantrophaga*; specificEpithet: virilis; scientificNameAuthorship: (Aldrich & Webber, 1924); country: Costa Rica; countryCode: CR; stateProvince: Guanacaste; county: Sector Santa Rosa; locality: Area de Conservacion Guanacaste; verbatimLocality: Bosque San Emilio; verbatimElevation: 300; verbatimLatitude: 10.8439; verbatimLongitude: -85.6138; verbatimCoordinateSystem: Decimal; decimalLatitude: 10.8439; decimalLongitude: -85.6138; samplingProtocol: Reared from the larva of the Notodontidae, Boriza tonac; verbatimEventDate: 27-Aug-2008; individualID: DHJPAR0029784; individualCount: 1; sex: female; lifeStage: adult; preparations: pinned; catalogNumber: DHJPAR0029784; occurrenceDetails: <http://janzen.sas.upenn.edu>; recordedBy: D.H. Janzen, W. Hallwachs & Guillermo Pereira; otherCatalogNumbers: ASHYM1205-09, 08-SRNP-14461, BOLD:AAA1577; language: en; institutionCode: CNC; collectionCode: Insects; basisOfRecord: Pinned Specimen
- cn. scientificName: *Hyphantrophaga virilis*; phylum: Arthropoda; class: Insecta; order: Diptera; family: Tachinidae; genus: *Hyphantrophaga*; specificEpithet: virilis; scientificNameAuthorship: (Aldrich & Webber, 1924); country: Costa Rica; countryCode: CR; stateProvince: Guanacaste; county: Sector Santa Rosa; locality: Area de Conservacion Guanacaste; verbatimLocality: Sendero Natural; verbatimElevation: 290; verbatimLatitude: 10.8357; verbatimLongitude: -85.6125; verbatimCoordinateSystem: Decimal; decimalLatitude: 10.8357; decimalLongitude: -85.6125; samplingProtocol: Reared from the larva of the Notodontidae, Boriza tonac; verbatimEventDate: 29-Aug-2008; individualID: DHJPAR0029786; individualCount: 1; sex: female; lifeStage: adult; preparations: pinned; catalogNumber: DHJPAR0029786; occurrenceDetails: <http://janzen.sas.upenn.edu>; recordedBy: D.H. Janzen, W. Hallwachs & Guillermo Pereira; otherCatalogNumbers: ASHYM1207-09, 08-SRNP-14614, BOLD:AAA1577; language: en; institutionCode: CNC; collectionCode: Insects; basisOfRecord: Pinned Specimen

- co. scientificName: *Hyphantrophaga virilis*; phylum: Arthropoda; class: Insecta; order: Diptera; family: Tachinidae; genus: *Hyphantrophaga*; specificEpithet: virilis; scientificNameAuthorship: (Aldrich & Webber, 1924); country: Costa Rica; countryCode: CR; stateProvince: Guanacaste; county: Sector Santa Rosa; locality: Area de Conservacion Guanacaste; verbatimLocality: Bosque San Emilio; verbatimElevation: 300; verbatimLatitude: 10.8439; verbatimLongitude: -85.6138; verbatimCoordinateSystem: Decimal; decimalLatitude: 10.8439; decimalLongitude: -85.6138; samplingProtocol: Reared from the larva of the Notodontidae, Boriza tonac; verbatimEventDate: 29-Aug-2008; individualID: DHJPAR0029787; individualCount: 1; sex: female; lifeStage: adult; preparations: pinned; catalogNumber: DHJPAR0029787; occurrenceDetails: <http://janzen.sas.upenn.edu>; recordedBy: D.H. Janzen, W. Hallwachs & Guillermo Pereira; otherCatalogNumbers: ASHYM1208-09, 08-SRNP-14441, BOLD:AAA1577; language: en; institutionCode: CNC; collectionCode: Insects; basisOfRecord: Pinned Specimen
- cp. scientificName: *Hyphantrophaga virilis*; phylum: Arthropoda; class: Insecta; order: Diptera; family: Tachinidae; genus: *Hyphantrophaga*; specificEpithet: virilis; scientificNameAuthorship: (Aldrich & Webber, 1924); country: Costa Rica; countryCode: CR; stateProvince: Guanacaste; county: Sector Santa Rosa; locality: Area de Conservacion Guanacaste; verbatimLocality: Bosque San Emilio; verbatimElevation: 300; verbatimLatitude: 10.8439; verbatimLongitude: -85.6138; verbatimCoordinateSystem: Decimal; decimalLatitude: 10.8439; decimalLongitude: -85.6138; samplingProtocol: Reared from the larva of the Notodontidae, Boriza tonac; verbatimEventDate: 31-Aug-2008; individualID: DHJPAR0029790; individualCount: 1; sex: female; lifeStage: adult; preparations: pinned; catalogNumber: DHJPAR0029790; occurrenceDetails: <http://janzen.sas.upenn.edu>; recordedBy: D.H. Janzen, W. Hallwachs & Guillermo Pereira; otherCatalogNumbers: ASHYM1211-09, 08-SRNP-14456, BOLD:AAA1577; language: en; institutionCode: CNC; collectionCode: Insects; basisOfRecord: Pinned Specimen
- cq. scientificName: *Hyphantrophaga virilis*; phylum: Arthropoda; class: Insecta; order: Diptera; family: Tachinidae; genus: *Hyphantrophaga*; specificEpithet: virilis; scientificNameAuthorship: (Aldrich & Webber, 1924); country: Costa Rica; countryCode: CR; stateProvince: Guanacaste; county: Sector Santa Rosa; locality: Area de Conservacion Guanacaste; verbatimLocality: Bosque San Emilio; verbatimElevation: 300; verbatimLatitude: 10.8439; verbatimLongitude: -85.6138; verbatimCoordinateSystem: Decimal; decimalLatitude: 10.8439; decimalLongitude: -85.6138; samplingProtocol: Reared from the larva of the Megalopygidae, Megalopygidae 82-SRNP-848; individualID: DHJPAR0029794; individualCount: 1; sex: female; lifeStage: adult; preparations: pinned; catalogNumber: DHJPAR0029794; occurrenceDetails: <http://janzen.sas.upenn.edu>; recordedBy: D.H. Janzen, W. Hallwachs & Lucia Vargas; otherCatalogNumbers: ASHYM1215-09, 08-SRNP-14753, BOLD:AAA1577; language: en; institutionCode: CNC; collectionCode: Insects; basisOfRecord: Pinned Specimen
- cr. scientificName: *Hyphantrophaga virilis*; phylum: Arthropoda; class: Insecta; order: Diptera; family: Tachinidae; genus: *Hyphantrophaga*; specificEpithet: virilis; scientificNameAuthorship: (Aldrich & Webber, 1924); country: Costa Rica; countryCode: CR; stateProvince: Guanacaste; county: Sector Santa Rosa; locality: Area de Conservacion Guanacaste; verbatimLocality: Bosque Humedo; verbatimElevation: 290; verbatimLatitude: 10.8514; verbatimLongitude: -85.608; verbatimCoordinateSystem: Decimal; decimalLatitude: 10.8514; decimalLongitude: -85.608; samplingProtocol: Reared from the larva of the Nymphalidae, Mechanitis

- isthmia; verbatimEventDate: 16-Jan-2009; individualID: DHJPAR0030064; individualCount: 1; sex: female; lifeStage: adult; preparations: pinned; catalogNumber: DHJPAR0030064; occurrenceDetails: <http://janzen.sas.upenn.edu>; recordedBy: D.H. Janzen, W. Hallwachs & Johan Vargas; otherCatalogNumbers: ASHYB808-09, 08-SRNP-16977, BOLD:AAA1577; language: en; institutionCode: CNC; collectionCode: Insects; basisOfRecord: Pinned Specimen
- cs. scientificName: *Hyphantrophaga virilis*; phylum: Arthropoda; class: Insecta; order: Diptera; family: Tachinidae; genus: *Hyphantrophaga*; specificEpithet: virilis; scientificNameAuthorship: (Aldrich & Webber, 1924); country: Costa Rica; countryCode: CR; stateProvince: Guanacaste; county: Sector Santa Rosa; locality: Area de Conservacion Guanacaste; verbatimLocality: Bosque Humedo; verbatimElevation: 290; verbatimLatitude: 10.8514; verbatimLongitude: -85.608; verbatimCoordinateSystem: Decimal; decimalLatitude: 10.8514; decimalLongitude: -85.608; samplingProtocol: Reared from the larva of the Nolidae, Iscadia Poole05; verbatimEventDate: 14-Jan-2009; individualID: DHJPAR0030073; individualCount: 1; sex: female; lifeStage: adult; preparations: pinned; catalogNumber: DHJPAR0030073; occurrenceDetails: <http://janzen.sas.upenn.edu>; recordedBy: D.H. Janzen, W. Hallwachs & Johan Vargas; otherCatalogNumbers: ASHYB817-09, 08-SRNP-16963, BOLD:AAA1577; language: en; institutionCode: CNC; collectionCode: Insects; basisOfRecord: Pinned Specimen
- ct. scientificName: *Hyphantrophaga virilis*; phylum: Arthropoda; class: Insecta; order: Diptera; family: Tachinidae; genus: *Hyphantrophaga*; specificEpithet: virilis; scientificNameAuthorship: (Aldrich & Webber, 1924); country: Costa Rica; countryCode: CR; stateProvince: Alajuela; county: Sector San Cristobal; locality: Area de Conservacion Guanacaste; verbatimLocality: Quebrada Garcia; verbatimElevation: 495; verbatimLatitude: 10.8607; verbatimLongitude: -85.4256; verbatimCoordinateSystem: Decimal; decimalLatitude: 10.8607; decimalLongitude: -85.4256; samplingProtocol: Reared from the larva of the Tortricidae, Anacrusis nephrodes; verbatimEventDate: 23-Feb-2009; individualID: DHJPAR0030464; individualCount: 1; sex: female; lifeStage: adult; preparations: pinned; catalogNumber: DHJPAR0030464; occurrenceDetails: <http://janzen.sas.upenn.edu>; recordedBy: D.H. Janzen, W. Hallwachs & Elda Araya; otherCatalogNumbers: ASHYB1207-09, 09-SRNP-112, BOLD:AAA1577; language: en; institutionCode: CNC; collectionCode: Insects; basisOfRecord: Pinned Specimen
- cu. scientificName: *Hyphantrophaga virilis*; phylum: Arthropoda; class: Insecta; order: Diptera; family: Tachinidae; genus: *Hyphantrophaga*; specificEpithet: virilis; scientificNameAuthorship: (Aldrich & Webber, 1924); country: Costa Rica; countryCode: CR; stateProvince: Guanacaste; county: Sector Cacao; locality: Area de Conservacion Guanacaste; verbatimLocality: Sendero Arenales; verbatimElevation: 1080; verbatimLatitude: 10.9247; verbatimLongitude: -85.4674; verbatimCoordinateSystem: Decimal; decimalLatitude: 10.9247; decimalLongitude: -85.4674; samplingProtocol: Reared from the larva of the Geometridae, geometrid 02-8481; verbatimEventDate: 22-May-2009; individualID: DHJPAR0034373; individualCount: 1; sex: female; lifeStage: adult; preparations: pinned; catalogNumber: DHJPAR0034373; occurrenceDetails: <http://janzen.sas.upenn.edu>; recordedBy: D.H. Janzen, W. Hallwachs & Manuel Pereira; otherCatalogNumbers: ASHYC1025-09, 09-SRNP-35335, BOLD:AAA1577; language: en; institutionCode: CNC; collectionCode: Insects; basisOfRecord: Pinned Specimen
- cv. scientificName: *Hyphantrophaga virilis*; phylum: Arthropoda; class: Insecta; order: Diptera; family: Tachinidae; genus: *Hyphantrophaga*; specificEpithet: virilis;

- scientificNameAuthorship: (Aldrich & Webber, 1924); country: Costa Rica; countryCode: CR; stateProvince: Guanacaste; county: Sector Pailas; locality: Area de Conservacion Guanacaste; verbatimLocality: Gemelos; verbatimElevation: 1276; verbatimLatitude: 10.7693; verbatimLongitude: -85.3466; verbatimCoordinateSystem: Decimal; decimalLatitude: 10.7693; decimalLongitude: -85.3466; samplingProtocol: Reared from the larva of the Crambidae, same as 06-21595; verbatimEventDate: 05-Jul-2009; individualID: DHJPAR0035671; individualCount: 1; sex: female; lifeStage: adult; preparations: pinned; catalogNumber: DHJPAR0035671; occurrenceDetails: <http://janzen.sas.upenn.edu>; recordedBy: D.H. Janzen, W. Hallwachs & Daniel M. Acuna; otherCatalogNumbers: ASHYD1052-09, 09-SRNP-56316, BOLD:AAA1577; language: en; institutionCode: CNC; collectionCode: Insects; basisOfRecord: Pinned Specimen
- cw. scientificName: *Hyphantrophaga virilis*; phylum: Arthropoda; class: Insecta; order: Diptera; family: Tachinidae; genus: *Hyphantrophaga*; specificEpithet: virilis; scientificNameAuthorship: (Aldrich & Webber, 1924); country: Costa Rica; countryCode: CR; stateProvince: Guanacaste; county: Sector Santa Rosa; locality: Area de Conservacion Guanacaste; verbatimLocality: Area Administrativa; verbatimElevation: 295; verbatimLatitude: 10.8376; verbatimLongitude: -85.6187; verbatimCoordinateSystem: Decimal; decimalLatitude: 10.8376; decimalLongitude: -85.6187; samplingProtocol: Reared from the larva of the Nymphalidae, *Lycorea atergatis*; verbatimEventDate: 02-Sep-2009; individualID: DHJPAR0035675; individualCount: 1; sex: female; lifeStage: adult; preparations: pinned; catalogNumber: DHJPAR0035675; occurrenceDetails: <http://janzen.sas.upenn.edu>; recordedBy: D.H. Janzen, W. Hallwachs & Winnie Hallwachs; otherCatalogNumbers: ASHYD1056-09, 09-SRNP-14232, BOLD:AAA1577; language: en; institutionCode: CNC; collectionCode: Insects; basisOfRecord: Pinned Specimen
- cx. scientificName: *Hyphantrophaga virilis*; phylum: Arthropoda; class: Insecta; order: Diptera; family: Tachinidae; genus: *Hyphantrophaga*; specificEpithet: virilis; scientificNameAuthorship: (Aldrich & Webber, 1924); country: Costa Rica; countryCode: CR; stateProvince: Guanacaste; county: Sector Cacao; locality: Area de Conservacion Guanacaste; verbatimLocality: Sendero Arenales; verbatimElevation: 1080; verbatimLatitude: 10.9247; verbatimLongitude: -85.4674; verbatimCoordinateSystem: Decimal; decimalLatitude: 10.9247; decimalLongitude: -85.4674; samplingProtocol: Reared from the larva of the Geometridae, geometrid 02-8481; verbatimEventDate: 30-May-2009; individualID: DHJPAR0036643; individualCount: 1; sex: female; lifeStage: adult; preparations: pinned; catalogNumber: DHJPAR0036643; occurrenceDetails: <http://janzen.sas.upenn.edu>; recordedBy: D.H. Janzen, W. Hallwachs & Manuel Pereira; otherCatalogNumbers: ASHYE1554-09, 09-SRNP-35330, BOLD:AAA1577; language: en; institutionCode: CNC; collectionCode: Insects; basisOfRecord: Pinned Specimen
- cy. scientificName: *Hyphantrophaga virilis*; phylum: Arthropoda; class: Insecta; order: Diptera; family: Tachinidae; genus: *Hyphantrophaga*; specificEpithet: virilis; scientificNameAuthorship: (Aldrich & Webber, 1924); country: Costa Rica; countryCode: CR; stateProvince: Guanacaste; county: Sector Cacao; locality: Area de Conservacion Guanacaste; verbatimLocality: Sendero Nayo; verbatimElevation: 1090; verbatimLatitude: 10.9245; verbatimLongitude: -85.4695; verbatimCoordinateSystem: Decimal; decimalLatitude: 10.9245; decimalLongitude: -85.4695; samplingProtocol: Reared from the larva of the Geometridae, *Macaria pernicata*; verbatimEventDate: 26-Jun-2009; individualID: DHJPAR0036649; individualCount: 1; sex: female; lifeStage: adult; preparations: pinned; catalogNumber: DHJPAR0036649; occurrenceDetails: <http://janzen.sas.upenn.edu>; recordedBy: D.H. Janzen, W. Hallwachs & Dunia Garcia;

- otherCatalogNumbers: ASHYE1560-09, 09-SRNP-35968, BOLD:AAA1577; language: en; institutionCode: CNC; collectionCode: Insects; basisOfRecord: Pinned Specimen
- cz. scientificName: *Hyphantrophaga virilis*; phylum: Arthropoda; class: Insecta; order: Diptera; family: Tachinidae; genus: *Hyphantrophaga*; specificEpithet: virilis; scientificNameAuthorship: (Aldrich & Webber, 1924); country: Costa Rica; countryCode: CR; stateProvince: Guanacaste; county: Sector Cacao; locality: Area de Conservacion Guanacaste; verbatimLocality: Sendero Nayo; verbatimElevation: 1090; verbatimLatitude: 10.9245; verbatimLongitude: -85.4695; verbatimCoordinateSystem: Decimal; decimalLatitude: 10.9245; decimalLongitude: -85.4695; samplingProtocol: Reared from the larva of the Geometridae, *Macaria pernicata*; verbatimEventDate: 26-Jun-2009; individualID: DHJPAR0036650; individualCount: 1; sex: female; lifeStage: adult; preparations: pinned; catalogNumber: DHJPAR0036650; occurrenceDetails: <http://janzen.sas.upenn.edu>; recordedBy: D.H. Janzen, W. Hallwachs & Dunia Garcia; otherCatalogNumbers: ASHYE1561-09, 09-SRNP-35962, BOLD:AAA1577; language: en; institutionCode: CNC; collectionCode: Insects; basisOfRecord: Pinned Specimen
- da. scientificName: *Hyphantrophaga virilis*; phylum: Arthropoda; class: Insecta; order: Diptera; family: Tachinidae; genus: *Hyphantrophaga*; specificEpithet: virilis; scientificNameAuthorship: (Aldrich & Webber, 1924); country: Costa Rica; countryCode: CR; stateProvince: Guanacaste; county: Sector Cacao; locality: Area de Conservacion Guanacaste; verbatimLocality: Sendero Nayo; verbatimElevation: 1090; verbatimLatitude: 10.9245; verbatimLongitude: -85.4695; verbatimCoordinateSystem: Decimal; decimalLatitude: 10.9245; decimalLongitude: -85.4695; samplingProtocol: Reared from the larva of the Geometridae, *Macaria pernicata*; verbatimEventDate: 27-Jun-2009; individualID: DHJPAR0036653; individualCount: 1; sex: female; lifeStage: adult; preparations: pinned; catalogNumber: DHJPAR0036653; occurrenceDetails: <http://janzen.sas.upenn.edu>; recordedBy: D.H. Janzen, W. Hallwachs & Dunia Garcia; otherCatalogNumbers: ASHYE1564-09, 09-SRNP-35956, BOLD:AAA1577; language: en; institutionCode: CNC; collectionCode: Insects; basisOfRecord: Pinned Specimen
- db. scientificName: *Hyphantrophaga virilis*; phylum: Arthropoda; class: Insecta; order: Diptera; family: Tachinidae; genus: *Hyphantrophaga*; specificEpithet: virilis; scientificNameAuthorship: (Aldrich & Webber, 1924); country: Costa Rica; countryCode: CR; stateProvince: Guanacaste; county: Sector Cacao; locality: Area de Conservacion Guanacaste; verbatimLocality: Sendero Nayo; verbatimElevation: 1090; verbatimLatitude: 10.9245; verbatimLongitude: -85.4695; verbatimCoordinateSystem: Decimal; decimalLatitude: 10.9245; decimalLongitude: -85.4695; samplingProtocol: Reared from the larva of the Geometridae, *Macaria pernicata*; verbatimEventDate: 28-Jun-2009; individualID: DHJPAR0036656; individualCount: 1; sex: female; lifeStage: adult; preparations: pinned; catalogNumber: DHJPAR0036656; occurrenceDetails: <http://janzen.sas.upenn.edu>; recordedBy: D.H. Janzen, W. Hallwachs & Manuel Pereira; otherCatalogNumbers: ASHYE1567-09, 09-SRNP-35922, BOLD:AAA1577; language: en; institutionCode: CNC; collectionCode: Insects; basisOfRecord: Pinned Specimen
- dc. scientificName: *Hyphantrophaga virilis*; phylum: Arthropoda; class: Insecta; order: Diptera; family: Tachinidae; genus: *Hyphantrophaga*; specificEpithet: virilis; scientificNameAuthorship: (Aldrich & Webber, 1924); country: Costa Rica; countryCode: CR; stateProvince: Guanacaste; county: Sector Cacao; locality: Area de Conservacion Guanacaste; verbatimLocality: Sendero Nayo; verbatimElevation: 1090; verbatimLatitude: 10.9245; verbatimLongitude: -85.4695; verbatimCoordinateSystem: Decimal; decimalLatitude: 10.9245; decimalLongitude: -85.4695; samplingProtocol: Reared from the larva of the Geometridae, *Macaria pernicata*; verbatimEventDate: 26-Jun-2009; individualID: DHJPAR0036657; individualCount: 1; sex: female; lifeStage:

- adult; preparations: pinned; catalogNumber: DHJPAR0036657; occurrenceDetails: <http://janzen.sas.upenn.edu>; recordedBy: D.H. Janzen, W. Hallwachs & Dunia Garcia; otherCatalogNumbers: ASHYE1568-09, 09-SRNP-35951, BOLD:AAA1577; language: en; institutionCode: CNC; collectionCode: Insects; basisOfRecord: Pinned Specimen
- dd. scientificName: *Hyphantrophaga virilis*; phylum: Arthropoda; class: Insecta; order: Diptera; family: Tachinidae; genus: *Hyphantrophaga*; specificEpithet: virilis; scientificNameAuthorship: (Aldrich & Webber, 1924); country: Costa Rica; countryCode: CR; stateProvince: Guanacaste; county: Sector Cacao; locality: Area de Conservacion Guanacaste; verbatimLocality: Sendero Nayo; verbatimElevation: 1090; verbatimLatitude: 10.9245; verbatimLongitude: -85.4695; verbatimCoordinateSystem: Decimal; decimalLatitude: 10.9245; decimalLongitude: -85.4695; samplingProtocol: Reared from the larva of the Geometridae, *Macaria pernicata*; verbatimEventDate: 30-Jun-2009; individualID: DHJPAR0036658; individualCount: 1; sex: female; lifeStage: adult; preparations: pinned; catalogNumber: DHJPAR0036658; occurrenceDetails: <http://janzen.sas.upenn.edu>; recordedBy: D.H. Janzen, W. Hallwachs & Manuel Pereira; otherCatalogNumbers: ASHYE1569-09, 09-SRNP-35939, BOLD:AAA1577; language: en; institutionCode: CNC; collectionCode: Insects; basisOfRecord: Pinned Specimen
- de. scientificName: *Hyphantrophaga virilis*; phylum: Arthropoda; class: Insecta; order: Diptera; family: Tachinidae; genus: *Hyphantrophaga*; specificEpithet: virilis; scientificNameAuthorship: (Aldrich & Webber, 1924); country: Costa Rica; countryCode: CR; stateProvince: Guanacaste; county: Sector Cacao; locality: Area de Conservacion Guanacaste; verbatimLocality: Sendero Nayo; verbatimElevation: 1090; verbatimLatitude: 10.9245; verbatimLongitude: -85.4695; verbatimCoordinateSystem: Decimal; decimalLatitude: 10.9245; decimalLongitude: -85.4695; samplingProtocol: Reared from the larva of the Geometridae, *Macaria pernicata*; verbatimEventDate: 26-Jun-2009; individualID: DHJPAR0036659; individualCount: 1; sex: female; lifeStage: adult; preparations: pinned; catalogNumber: DHJPAR0036659; occurrenceDetails: <http://janzen.sas.upenn.edu>; recordedBy: D.H. Janzen, W. Hallwachs & Dunia Garcia; otherCatalogNumbers: ASHYE1570-09, 09-SRNP-35952, BOLD:AAA1577; language: en; institutionCode: CNC; collectionCode: Insects; basisOfRecord: Pinned Specimen
- df. scientificName: *Hyphantrophaga virilis*; phylum: Arthropoda; class: Insecta; order: Diptera; family: Tachinidae; genus: *Hyphantrophaga*; specificEpithet: virilis; scientificNameAuthorship: (Aldrich & Webber, 1924); country: Costa Rica; countryCode: CR; stateProvince: Guanacaste; county: Sector Mundo Nuevo; locality: Area de Conservacion Guanacaste; verbatimLocality: Estacion La Perla; verbatimElevation: 325; verbatimLatitude: 10.7674; verbatimLongitude: -85.4331; verbatimCoordinateSystem: Decimal; decimalLatitude: 10.7674; decimalLongitude: -85.4331; samplingProtocol: Reared from the larva of the Crambidae, *Syllepte belialis*; verbatimEventDate: 17-Jun-2010; individualID: DHJPAR0039307; individualCount: 1; sex: female; lifeStage: adult; preparations: pinned; catalogNumber: DHJPAR0039307; occurrenceDetails: <http://janzen.sas.upenn.edu>; recordedBy: D.H. Janzen, W. Hallwachs & Mariano Pereira; otherCatalogNumbers: ASTAV870-10, 10-SRNP-55350, BOLD:AAA1577; language: en; institutionCode: CNC; collectionCode: Insects; basisOfRecord: Pinned Specimen

Description

Male (Fig. 26). Length: 6–10 mm. **Head** (Fig. 26b): vertex 1/5 of head width; two reclinate upper orbital setae; ocellar setae arising beside anterior ocellus; ocellar

triangle gold, concolorous with fronto-orbital plate; fronto-orbital plate gold over 80% of surface, sparsely setulose, setulae not extending beyond lowest frontal seta; parafacial shiny silver and bare; facial ridge bare; eye with short sparse ommatrichia up to 2X as long as one ommatidium; pedicel black, concolorous with postpedicel; arista brown, very minutely pubescent, distinctly thickened on basal 1/3–1/4; palpus yellow and haired. **Thorax** (Fig. 26a, c): brilliant gold tomentose dorsally, grey tomentose laterally; four prominent dorsal vittae, outermost two broken across suture, innermost pair unbroken across suture, not reaching 2nd postsutural dorsocentral seta; postpronotum with three setae arranged in a triangle; chaetotaxy: acrostichal setae 3:3; dorsocentral setae 3:3; intra-alar setae 2:3; supra-alar setae 2:3; two katepisternal setae; lateral scutellar setae 2/3 as long as basal scutellar setae, lateral scutellar setae 1/2 as thick as both basal and subapical scutellar setae; subapical scutellar setae subequal to basal scutellar setae; apical scutellar setae 1/2 length of subapical scutellar setae, convergent but not crossed apically; 1–2 pairs of discal scutellar setae; scutellum with two dark grey bilateral crescents along basal 10%, remainder concolorous with scutum. **Legs** (Fig. 26c): yellow in ground colour with dense covering of black hairs, making them appear darker; fore femur with dense silver tomentum on posterodorsal surface; hind coxa setose. **Wing** (Fig. 26a): pale translucent, veins yellow; vein R_{4+5} with 1–2 setulae at base. **Abdomen** (Fig. 26a, c): ground colour black; mid-dorsal depression on ST1+2 reaching hind margin; median marginal setae present on ST1+2–T3; a complete row of marginal setae present on T4; discal setae present on T3–T5; sex patch present on T4; ST1+2 black; distinct gold tomentose bands along anterior 9/10 of T3–T5; T3 silver tomentose ventrally; T5 gold tomentose ventrally. **Terminalia** (Fig. 26d, e, f): anterior margin of sternite 5 (Fig. 26f) with a shallow curved medial depression, posterior margin with a deeply excavated pointed U-shaped medial cleft; posterior lobes of sternite rounded triangular apically, with many short setulae; unsclerotised "window" absent. Cerci in posterior view (Fig. 26d) long and slender, together appearing as a narrow isosceles triangle and very slightly longer than surstyli, blunt at apex, completely separate medially and straight, not strongly divergent from each other; in lateral view strongly tapered along anterior 1/3 with a strong basal hump; densely setulose along dorsal 4/5, apparently bare ventrally. Surstylus in lateral view (Fig. 26e) almost parallel-sided along its length, with rounded apices, blade-like; when viewed dorsally, surstyli appearing slender and straight, not divergent, entirely covered in short, stout spines. Pregonite broad and well-developed, slightly bent; basal 2/3 slightly cinched, giving it a very slightly clubbed appearance, apically rounded and bare. Postgonite elongate, equally wide along its length, 1/2 as wide as pregonite, with a slight curve at tip, subequal in length to pregonite. Distiphallus rectangular, with a very slight apical flare, a slender median longitudinal sclerotised reinforcement on its posterior surface and a broad, anterolateral, sclerotised acrophallus, joined as a plate on anterior surface near apex.




Figure 26.

Hyphantrophaga virilis (Aldrich & Webber); **a–c**: habitus; male, voucher n. DHJPAR0006688; **d–f**: terminalia; male, voucher n. DHJPAR0006292.

a: dorsal view [doi](#)

b: frontal view [doi](#)

c: lateral view [doi](#)

d: dorsal view [doi](#)

e: lateral view [doi](#)

f: sternite 5, ventral view [doi](#)

Female. Length: 6–10 mm. As male, differing only by the presence of two pairs of proclinate orbital setae.

Diagnosis

Hyphantrophaga virilis can be distinguished from all other *Hyphantrophaga* species by the following combination of traits: three postsutural dorsocentral setae, hind coxa setose, median marginal setae present on ST1+2 and discal setae present on T3–T5.

Distribution

From south-eastern Canada and north-eastern USA, west to Kansas and south to Costa Rica; Costa Rica, ACG (Provinces of Alajuela and Guanacaste), 2–1220 m elevation.

Ecology

Within the ACG inventory, *Hyphantrophaga virilis* has been reared 669 times from species spanning 30 families of Lepidoptera, as follows: one species in the family Apatelodidae; two species in the family Bombycidae; 18 species in the family Crambidae; four species in the family Depressariidae; 24 species in the family Erebidae; one species in the family Euteliidae; one species in the family Gelechiidae; 13 species in the family Geometridae; one species in the family Hedyliidae; 64 species in the family Hesperiidae; one species in the family Immidae; two species in the family Lasiocampidae; one species in the family Limacodidae; two species in the family Megalopygidae; one species in the family Mimallonidae; 12 species in the family Noctuidae; four species in the family Nolidae; 24 species in the family Notodontidae; 18 species in the family Nymphalidae; three species in the family Papilionidae; one species in the family Phiditiidae; eight species in the family Pieridae; one species in the family Pterophoridae; six species in the family Pyralidae; six species in the family Riodinidae; four species in the family Saturniidae; five species in the family Sphingidae; three species in the family Thyrididae; and one species in the family Tortricidae; in rain forest, dry forest and dry-rain lowland intergrade.

Identification keys

Key to the species of *Hyphantrophaga* Townsend, of the Mesoamerican region

This key was written, based on characters present in males; in cases where sexual dimorphism is present, the species keys to males and females separately. This key is confined to the Mesoamerican biogeographical region, defined as ranging from the Isthmus of Tehuantepec in the north to the Colombian border with Panama in the south.

1	Hind coxa setose with at least 1 hair (Fig. 1b)	2
–	Hind coxa bare	18

2	Tomentum on T5 bright gold, contrasting with tomentum of T1 +2–T4	<i>Hyphantrophaga myersi</i> (Aldrich, 1933)
–	Tomentum on T5 matching that on rest of abdominal tergites	3
3	Discal setae present on T3–T5	4
–	Discal setae present only on T5	13
4	Thorax with 3 postsutural dorsocentral setae	<i>Hyphantrophaga virilis</i> (Aldrich & Webber, 1924)
–	Thorax with 4 postsutural dorsocentral setae	5
5	Fronto-orbital plate silver tomentose; abdomen and thorax entirely silver/grey tomentose	6
–	Fronto-orbital plate brassy/gold tomentose; abdomen and thorax either with both silver and gold tomentum or brassy-grey tomentose	8
6	Pedicel bright orange; legs bright orange with black tarsi	<i>Hyphantrophaga autographae</i> (Sellers, 1943)
–	Pedicel black; legs dark brown/black	7
7	Transverse abdominal brassy tomentose bands along anterior edges of T3–T5 unbroken medially, covering almost 70% of tergites; T5 with silver tomentum throughout	<i>Hyphantrophaga duniagarcaiae</i> sp. n.
–	Distinct brassy-grey tomentum covering all but posterior margin of T3 and T4; T3 and T4 with darkened patches dorsolaterally, patches concolorous with ST1+2; T5 with brassy-grey tomentum throughout	<i>Hyphantrophaga osvaldoespinozai</i> sp. n.
8	Pedicel and arista orange-brown, lighter than postpedicel	9
–	Pedicel and arista black, concolorous with postpedicel	10
9	Fronto-orbital plate and parafacial entirely gold; fronto-orbital plate sparsely setulose along upper half	<i>Hyphantrophaga blandoides</i> Thompson, 1963
–	Fronto-orbital plate gold, parafacial silver; fronto-orbital plate sparsely setulose, setulae extending to lowest frontal seta	<i>Hyphantrophaga guillermopereirai</i> sp. n.

10	Median pair of thoracic vittae interrupted at suture	<i>Hyphantrophaga ciriloumanai</i> sp. n.
–	Median pair of thoracic vittae continuous across suture	11
11	Tomentose bands on T3 and T4 extending only on basal half (up to 50%) of tergites; T5 gold tomentose with a black apex	<i>Hyphantrophaga nigricauda</i> sp. n.
–	Tomentose bands on T3 and T4 extending over 70% of tergites; T5 entirely covered in gold tomentum	12
12	Dorsal tomentum of thorax of brilliant yellow-gold colour; chaetotaxy as follows: acrostichal setae 4:3, intra-alar setae 3:3, three katepisternal setae	<i>Hyphantrophaga eliethcantillanae</i> sp. n.
–	Dorsal tomentum of thorax of pale-brassy colour; chaetotaxy as follows: acrostichal setae 3:3, intra-alar setae 2:3, two katepisternal setae	<i>Hyphantrophaga adrianguadamuzi</i> sp. n.
13	2 katepisternal setae	14
–	3 katepisternal setae	15
14	3 postsutural dorsocentral setae	<i>Hyphantrophaga calva</i> sp. n. in part (females)
–	4 postsutural dorsocentral setae	<i>Hyphantrophaga luciarisae</i> sp. n.
15	Pedicel brownish orange; entire fly grey tomentose; sex patch of male indistinct/absent (Fig. 1d)	16
–	Pedicel brown to black; fly not entirely grey tomentose; sex patch of male present (Fig. 1c)	17
16	Ocellar triangle gold; fronto-orbital plate sparsely setulose throughout; abdominal tergites with silver tomentum throughout, brassy toned at tergal edges	<i>Hyphantrophaga calixtomoragai</i> sp. n.
–	Ocellar triangle silver, concolorous with fronto-orbital plate and parafacial; fronto-orbital plate sparsely setulose only along upper half; abdominal tergites with silver tomentum throughout, lacking brassy tones	<i>Hyphantrophaga manuelriosi</i> sp. n.
17	Found parasitising only medium-sized, naked, ringed nymphalid larvae from open heavily insolated grassland and pasture habitats	<i>Hyphantrophaga danausophaga</i> sp. n. in part

–	Found parasitising only large, hairy, non-ringed cryptic nymphalid larvae in densely shaded habitat within the forest	<i>Hyphantrophaga morphophaga</i> sp. n. in part
18	Lateral surface of thorax with pale blond setulae	<i>Hyphantrophaga albopilosa</i> sp. n.
–	Lateral surfaces of thorax with only black setulae throughout	19
19	Median marginal setae present on ST1+2	20
–	Median marginal setae absent on ST1+2	27
20	Ocellar triangle brassy-silver, appearing gold under some angles of light; 3 postsutural dorsocentral setae; abdomen ground colour entirely black, with silver or gold tomentum	21
–	Ocellar triangle brassy-gold tinged; 3–4 postsutural dorsocentral setae; abdomen ranging from dark reddish-brown to entirely reddish	22
21	Pedicel orange; facial ridge bare; fronto-orbital plate silver over 80%	<i>Hyphantrophaga fasciata</i> (Curran, 1934)
–	Pedicel black; facial ridge haired over 1/2 its length; fronto-orbital plate gold over 60%	<i>Hyphantrophaga hazelcambroneroae</i> sp. n.
22	Thorax with three post-sutural dorsocentral setae	23
–	Thorax with four post-sutural dorsocentral setae	24
23	Palpus yellow/orange throughout and thorax with 2 katepisternal setae	<i>Hyphantrophaga calva</i> sp. n. in part (males)
–	Palpus dark brown/black basally with orange at tip and thorax with 3 katepisternal setae	<i>Hyphantrophaga angustata</i> (van der Wulp)
24	Ground colour of abdomen light orange-brown throughout; ground colour of thorax light orange-brown; ST1+2–T5 with silver tomentum ventrally; coxae and femora orangy-brown, tibiae yellow	<i>Hyphantrophaga adamsoni</i> Thompson, 1963
–	Ground colour of abdomen dark, reddish-brown with black tones; ground colour of thorax black/dark grey; ground colour of T4 and T5 ventrally dark brown, only T3 with silver tomentum on ventral surface; legs dark reddish-brown to black	25

25	Pedicele orange, of distinctly lighter colour than postpedicel; thorax with 2 katepisternal setae	<i>Hyphantrophaga pabloumanai</i> sp. n.
–	Pedicele black to dark brown; thorax with 3 katepisternal setae	26
26	Legs dark reddish-brown; tomentum covering more than 50% of abdominal T3, ventral surface of tergite with silver tomentum reaching edge of tergite	<i>Hyphantrophaga eldaarayae</i> sp. n.
–	Legs black; tomentum covering less than 50% of abdominal T3, tomentum on ventral surface of tergite covering up to 90% of tergite, but not reaching ventral edge	<i>Hyphantrophaga diniamartinezae</i> sp. n.
27	Thorax with 2 katepisternal setae	28
–	Thorax with 3 katepisternal setae	29
28	Dorsum of thorax brassy tomentose with four distinct unfused dorsal vittae, inner pair extending up to third postsutural dorsocentral seta	<i>Hyphantrophaga similis</i> sp. n.
–	Dorsum of thorax gold tomentose with four dorsal vittae fused into two prominent dark lines extending across thorax	<i>Hyphantrophaga gilberthampiei</i> sp. n.
29	Legs light coloured, yellow; abdominal tergites entirely brassy-silver tomentose in the form of bands spanning the tergite; in males, sex patch not extending dorsally on T4	<i>Hyphantrophaga edwinapui</i> sp. n.
–	Legs dark coloured, if yellow in ground colour then so densely covered in black setulae as to appear dark; abdominal tergites not entirely brassy-silver tomentose, but tomentum broken into bilateral silver patches; in males, sex patch extending dorsally on T4	30
30	Legs entirely black; T4 with silver tomentum covering approximately 20% of dorsal surface; ground colour of abdomen dark, reddish-brown to black; scutellum black over 20% of its surface, with gold tomentum over remainder	<i>Hyphantrophaga anacordobae</i> sp. n.
–	Legs reddish-brown, covered with dense dark hairs and with some light coloured spots at base of femora, adjacent to coxae; T4 with silver tomentum covering more than 50% of dorsal surface; ground colour of abdomen light orange-brown; scutellum gold tomentum covering entire surface margin	31
31	Found parasitising only medium-sized, naked, ringed nymphalid larvae from open, heavily insolated grassland and pasture habitats	<i>Hyphantrophaga danausophaga</i> sp. n. in part

–	Found parasitising only large, hairy, non-ringed, cryptic nymphalid larvae from densely shaded covered habitats within the forest	<i>Hyphantrophaga morphophaga</i> sp. n. in part
---	-----------------------------------------------------------------------------------------------------------------------------------	--------------------------------------------------

Analysis

Hyphantrophaga morphophaga species-group

Two of our new species, *Hyphantrophaga morphophaga* and *Hyphantrophaga danausophaga*, require a complex explanation, but one that the results of the overall ACG inventory are suggesting will become commonplace as more in-situ exploration of tropical species takes place through the interfacing of genetics with natural history traits. Only two traits are currently known to separate them: their habitat and their sympatric host caterpillars. These traits are not available for typical museum specimens. While the ACG caterpillar and parasitoid inventory began in 1978, the first *Morpho* Fabricius, 1807 caterpillar (Nymphalidae) was not found until 1981 and the first *H. morphophaga* was reared in 1984. Since then, it has been reared only from 11% of 1135 wild-caught *Morpho helenor* (Cramer, 1776) caterpillars feeding on 33 species of woody Fabaceae in dry forest and rain forest interior and from 21% of 62 caterpillars feeding on two species of Dichapetalaceae in rain forest interior and from 7% of 123 *Morpho polyphemus catalina* Correa & Chacon, 1984 wild-caught caterpillars feeding on five species of Fabaceae and one species of Capparaceae, all in dense shade of interior ACG cloud forest (Janzen and Hallwachs 2018). It has never been reared from the other two common rain forest species of *Morpho* found by the ACG inventory (408 *Morpho amathonte* (Deyrolle, 1860), feeding mostly on the same species of Fabaceae and 222 *Morpho theseus justitiae* (Deyrolle, 1860), feeding primarily on Menispermaceae in the shade of the same forests), though both are parasitised by two other species of *Hyphantrophaga* that are easily distinguished by morphology and DNA barcodes. The first *Danaus plexippus* (Linnaeus, 1758) caterpillar was found in 1998 and the first *H. danausophaga* was reared the same year. Since then, it has been reared only from 15% of 603 wild-caught *D. plexippus* caterpillars, 7% of 117 wild-caught *Danaus gilippus* (Cramer, 1775) caterpillars and 1% of 302 wild-caught *Lycorea halia atergatis* (Doubleday, 1847) caterpillars. *Lycorea h. atergatis* is not only a Nymphalidae, but it is also similar to *Danaus* Kluk, 1802 in caterpillar morphology (ringed, naked, ostentatious), pupal morphology and food plants (those with milky latex growing on insulated forest edges) and is phylogenetically closely related (Brower et al. 2010).

These two species of *Hyphantrophaga* cannot be distinguished by external morphology, terminalia, colour pattern or DNA barcodes. In any NJ tree, they are highly intermingled within a single BIN, with no apparent base pair difference. However, in 1995, the first specimens of *H. morphophaga* were presented to one of us (DMW) with no background information, as just another tachinid fly. They were given the interim name *Hyphantrophaga* Wood05. When, in 1999, the first specimens of *H. danausophaga* were likewise presented to DMW, again with no background information, they were compared with *H. Wood05* and deemed to be different enough to be baptised, at the time, *H. Wood06*; however, today, we

cannot find the morphological traits that led to this initial discrimination. As the years passed and the number of records accumulated, two hypotheses emerged:

A. The two belong to a single species that parasitises only medium-sized, naked, ringed and ostentatious *Danaus* and *Lycorea* Doubleday, 1847 caterpillars feeding on Asclepiadaceae and other latex-generating plants in open, intensely insolated, pastures and their edges in rain forest and dry forest and simultaneously parasitises only large, hairy, non-ringed cryptic caterpillars of *Morpho helenor* and *M. p. catalina* (never parasitising the co-occurring *M. amathonte* and *M. t. justitiae*) feeding on Fabaceae and Menispermaceae in the dense forest shade rather than in the open pastures, strongly populated with *Asclepias curassavica* (Asclepiadaceae), the primary ACG food plant of *D. plexippus* and *D. gilippus*.

B. These are two extremely similar species, one living in fully insolated habitats and parasitising just a few species of ostentatious, naked *Danaus* and *Lycorea* caterpillars (Fig. 27) that feed on Asclepiadaceae and other latex-baring plants and the other living in dense shade and parasitising just two species of large hairy cryptic *Morpho* caterpillars (Fig. 28) that feed almost entirely on Fabaceae in dense shade.




Figure 27.

The ostentatious, naked caterpillar hosts of *Hyphantrophaga danausophaga* **sp. n.**

a: *Danaus gilippus* DHJ02 voucher n. 13-SRNP-10060, feeding on Asclepiadaceae. Image voucher n. DHJ498910.jpg [doi](#)

b: *Danaus plexippus* voucher n. 98-SRNP-7073, feeding on Asclepiadaceae. Image voucher n. DHJ46548.jpg [doi](#)

c: *Lycorea h. atergatis* voucher n. 99-SRNP-5616, feeding on Caricaceae. Image voucher n. DHJ51243.jpg [doi](#)

d: Puparia of *Hyphantrophaga danausophaga* voucher n. DHJPAR0034375, reared from *Danaus plexippus* voucher n. 09-SRNP-35341. Image voucher n. DHJ470083.jpg [doi](#)




Figure 28.

The large, hairy cryptic *Morpho* caterpillar hosts of *Hyphantrophaga morphophaga* **sp. n.**

a: *Morpho p. catalina* voucher n. 02-SRNP-8076, feeding on Fabaceae. Image voucher n. DHJ66311.jpg [doi](#)

b: *Morpho helenor* voucher n. 89-SRNP-735a, feeding on Fabaceae. Image voucher n. DHJ11620.jpg [doi](#)

c: *Morpho p. catalina* voucher n. 95-SRNP-4612, feeding on Fabaceae, parasitized by *Hyphantrophaga morphophaga* voucher n. DHJPAR0007354. Image voucher n. DHJ23257.jpg [doi](#)

d: Puparia of *Hyphantrophaga morphophaga* voucher n. DHJPAR0016681, reared from *Morpho helenor* voucher n. 06-SRNP-36610. Image voucher n. DHJ469258.jpg [doi](#)

We take hypothesis B to represent the more likely natural history and therefore describe two new species, inconvenient as that is for curators and other users of specimens of these flies, who do not have rearing records for them. When funds are available for deep exploration of their nuclear genomes, they will be amongst the first species to be explored. If they are found to be different at the nuclear genome level, that will not change how inconvenient cases like these are for identification systems that are based solely on morphology or DNA barcodes.

DNA Barcoding

A phylogenetic tree based on CO1 barcodes was used to visually confirm the variation present within and between each species and is presented in Fig. 29. For the *Hyphantrophaga* CO1 barcodes, we calculated the best DNA substitution model using the

model test module in MEGA6 (Tamura et al. 2013) to find the model with the lowest BIC scores (Bayesian Information Criterion). We found that in this case, the TN92-G model (Tamura 1992) best described the data. We then built a Neighbour-Joining tree (Saitou and Nei 1987) based on TN92-G distances, using 25 nucleotide sequences from each species. All ambiguous positions were removed for each sequence pair. There were a total of 693 positions in the final dataset. For each species of *Hyphantrophaga*, we used a single CO1 DNA sequence for this tree. Twenty-two of the 25 sequences selected belonged to the holotypes designated herein, the remaining three being from ACG vouchers of previously known species.




Figure 29. [doi](#)

CO1 NJ tree for the *Hyphantrophaga* spp. of ACG (Costa Rica). Tip labels are the species names [(older interim name)|sample accession|host family(ies)].

For a sub-set of the ACG *Hyphantrophaga* specimens, we also sequenced the ribosomal spacer region ITS2 (Fig. 30). The NJ tree was constructed based on p-dist (Nei and Kumar 2000). The average p-dist between species was 0.25 (all species pairs included). For one species pair (*H. morphophaga* and *H. danausophaga*), there were no observed differences between species.

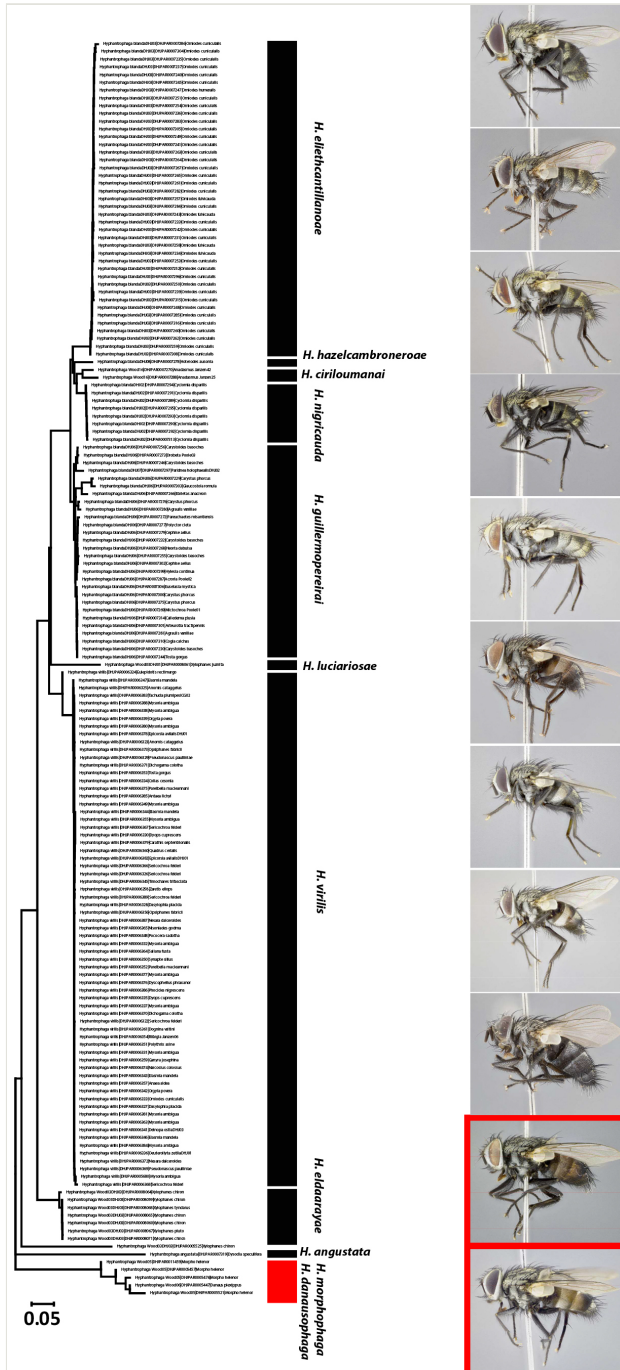


Figure 30. [doi](#)
 ITS2 NJ tree for *Hyphantrophaga* of ACG. Tip labels are interim species name|sample accession|host family.

Acknowledgements

We gratefully acknowledge the unflagging support of the team of ACG parataxonomists (Janzen et al. 2009, Janzen and Hallwachs 2011) who found and reared the specimens used in this study and the team of biodiversity managers who protect and manage the ACG forests that are home to these tachinids and their caterpillar hosts. The study has been supported by U.S. National Science Foundation grants BSR 9024770 and DEB 9306296, 9400829, 9705072, 0072730, 0515699 and grants from the Wege Foundation, International Conservation Fund of Canada, Jessie B. Cox Charitable Trust, Blue Moon Fund, Guanacaste Dry Forest Conservation Fund, Area de Conservación Guanacaste, Permian Global and University of Pennsylvania (DHJ & WH). This study has been supported by the Government of Canada through its ongoing support of the Canadian National Collection, Genome Canada, the Biodiversity Institute of Ontario and the Ontario Genomics Institute (2008–0GI–ICI–03) (MAS) and by a Discovery Grant from Natural Sciences and Engineering Research Council of Canada (MAS). Acknowledgements to Dr. James E. O'Hara for his support and many helpful discussions on nomenclature and history (MW & AJF).

References

- Aldrich JM, Webber R (1924) The North American species of parasitic two-winged flies belonging to the genus *Phorocera* and allied genera. Proceedings of the United States National Museum 63 (2486): 1-90. <https://doi.org/10.5479/si.00963801.63-2486.1>
- Arnaud P (1963) The type locality of *Eusisyropa virilis* (Aldrich and Webber) (Diptera: Tachinidae). Proceedings of the Entomological Society of Washington 65 (2): 116-116.
- Brower AZ, Wahlberg N, Ogawa J, Boppré M, Vane-Wright RI (2010) Phylogenetic relationships among genera of danaine butterflies (Lepidoptera: Nymphalidae) as implied by morphology and DNA sequences. Systematics and Biodiversity 8 (1): 75-89. <https://doi.org/10.1080/14772001003626814>
- Cumming JM, Wood DM (2009) Adult morphology and terminology. 9–50 pp. In: Brown B, Borkent A, Cumming J, Wood D, Woodley N, Zumbado M (Eds) Manual of Central American Diptera. 1. NRC Research Press, Ottawa, Canada, 714 pp.
- DeVries PJ (1984) Butterflies and Tachinidae: does the parasite always kill its host? Journal of Natural History 18 (2): 323-326. <https://doi.org/10.1080/00222938400770251>
- Edgar RC (2004) MUSCLE: multiple sequence alignment with high accuracy and high throughput. Nucleic Acids Research 32 (5): 1792-1797. <https://doi.org/10.1093/nar/gkh340>
- Fernandez-Triana J, Whitfield J, Rodriguez J, Smith MA, Janzen D, Hallwachs W, Hajibabaei M, Burns J, Solis A, Brown J, Cardinal S, Goulet H, Hebert P (2014) Review of *Apanteles* sensu stricto (Hymenoptera, Braconidae, Microgastrinae) from Area de Conservación Guanacaste, northwestern Costa Rica, with keys to all described species from Mesoamerica. ZooKeys 383: 1-565. <https://doi.org/10.3897/zookeys.383.6418>
- Fleming AJ, Wood DM, Smith MA, Hallwachs W, Janzen DH (2014a) Revision of the New World species of *Houghia* Coquillett (Diptera, Tachinidae) reared from caterpillars in Area

- de Conservación Guanacaste, Costa Rica. *Zootaxa* 3858 (1): 1-90. <https://doi.org/10.11646/zootaxa.3858.1.1>
- Fleming AJ, Wood D, Smith M, Janzen D, Hallwachs W (2014b) A new species of *Cordyligaster* Macquart, reared from caterpillars in Area de Conservación Guanacaste, northwestern Costa Rica. *Biodiversity Data Journal* 2: e4174. <https://doi.org/10.3897/bdj.2.e4174>
 - Fleming AJ, Wood DM, Janzen D, Hallwachs W, Smith MA (2015a) Seven new species of *Spathidexia* Townsend (Diptera: Tachinidae) reared from caterpillars in Area de Conservación Guanacaste, Costa Rica. *Biodiversity Data Journal* 3: e4597. <https://doi.org/10.3897/bdj.3.e4597>
 - Fleming AJ, Wood DM, Janzen D, Hallwachs W, Smith MA (2015b) Three new species of *Trigonospila* Pokorny (Diptera: Tachinidae), from Area de Conservación Guanacaste, northwestern Costa Rica, with a key for their identification. *Biodiversity Data Journal* 3: e4595. <https://doi.org/10.3897/bdj.3.e4595>
 - Fleming AJ, Wood DM, Smith MA, Janzen D, Hallwachs W (2015c) Nine new species of *Itaplectops* (Diptera: Tachinidae) reared from caterpillars in Area de Conservación Guanacaste, northwestern Costa Rica, with a key to *Itaplectops* species. *Biodiversity Data Journal* 3: e4596. <https://doi.org/10.3897/bdj.3.e4596>
 - Fleming AJ, Wood D, Smith MA, Hallwachs W, Janzen D (2015d) Three new species of *Ametadoria* Townsend (Diptera: Tachinidae) from Area de Conservación Guanacaste, Costa Rica. *Biodiversity Data Journal* 3: e5039. <https://doi.org/10.3897/bdj.3.e5039>
 - Fleming AJ, Wood DM, Smith MA, Hallwachs W, Janzen D, Dapkey T (2016a) Two new species of *Erythromelana* Townsend, 1919 (Diptera: Tachinidae) from Area de Conservación Guanacaste in northwestern Costa Rica. *Biodiversity Data Journal* 4: e7386. <https://doi.org/10.3897/bdj.4.e7386>
 - Fleming AJ, Wood DM, Smith MA, Janzen D, Hallwachs W, Dapkey T (2016b) A new species of *Phosocephala* Townsend, 1908 (Diptera: Tachinidae) from Area de Conservación Guanacaste in northwestern Costa Rica. *Biodiversity Data Journal* 4: e7863. <https://doi.org/10.3897/bdj.4.e7863>
 - Fleming AJ, Wood DM, Smith MA, Hallwachs W, Janzen D, Dapkey T (2017) Nine new species of *Uramya* Robineau-Desvoidy (Diptera: Tachinidae) from Area de Conservación Guanacaste in northwestern Costa Rica, with a key to their identification. *Biodiversity Data Journal* 5: e9649. <https://doi.org/10.3897/bdj.5.e9649>
 - Guimaraes J (1971) Family Tachinidae (Larvaevoridae). A catalogue of the Diptera of the Americas south of the United States 104: 1-333.
 - Hall TA (1999) BioEdit: a user-friendly biological sequence alignment editor and analysis program for Windows 95/98/NT. *Nucleic Acids Symposium Series* 41: 95-98.
 - Ivanova NV, Dewaard JR, Hebert PDN (2006) An inexpensive, automation-friendly protocol for recovering high-quality DNA. *Molecular Ecology Notes* 6 (4): 998-1002. <https://doi.org/10.1111/j.1471-8286.2006.01428.x>
 - Janzen DH, Hallwachs W, Blandin P, Burns JM, Cadiou J-, Chacon I, Dapkey T, Deans AR, Epstein ME, Espinoza B, Franclemont JG, Haber WA, Hajibabaei M, Hall JP, Hebert PD, Gauld ID, Harvey DJ, Hausmann A, Kitching IJ, LaFontaine D, Landry J-, Lemaire C, Miller JY, Miller JS, Miller L, Miller SE, Montero J, Munroe E, Green SR, Ratnasingham S, Rawlins JE, Robbins RK, Rodriguez JJ, Rougerie R, Sharkey MJ, Smith MA, Solis MA, Sullivan JB, Thiaccourt P, Wahl DB, W SJ, Whitfield JB, Willmott KR, Wood DM, Woodley NE, Wilson JJ (2009) Integration of DNA barcoding into an ongoing inventory of complex

tropical biodiversity. *Molecular Ecology Resources* 9: 1-26. <https://doi.org/10.1111/j.1755-0998.2009.02628.x>

- Janzen DH, Hallwachs W (2011) Joining inventory by parataxonomists with DNA barcoding of a large complex tropical conserved wildland in northwestern Costa Rica. *PLoS ONE* 6 (8): e18123. <https://doi.org/10.1371/journal.pone.0018123>
- Janzen DH, Hallwachs W, Dincă V (2016) DNA barcoding the Lepidoptera inventory of a large complex tropical conserved wildland, Area de Conservación Guanacaste, northwestern Costa Rica 1. *Genome* 59 (9): 641-660. <https://doi.org/10.1139/gen-2016-0005>
- Janzen DH, Hallwachs W (2018) Dynamic database for an inventory of the macrocaterpillar fauna, and its food plants and parasitoids, of Area de Conservación Guanacaste (ACG), northwestern Costa Rica (nn-SRNP-nnnnn voucher codes). <http://janzen.sas.upenn.edu>. Accessed on: 2018-3-21.
- Ji Y, Zhang D, He L (2003) Evolutionary conservation and versatility of a new set of primers for amplifying the ribosomal internal transcribed spacer regions in insects and other invertebrates. *Molecular Ecology Notes* 3 (4): 581-585. <https://doi.org/10.1046/j.1471-8286.2003.00519.x>
- Nei M, Kumar S (2000) *Molecular Evolution and Phylogenetics*. Oxford University Press, New York, NY, 333 pp. [ISBN 0-19-513584-9]
- O'Hara JE, Wood DM (1998) Tachinidae (Diptera): Nomenclatural review and changes, primarily for America north of Mexico. *The Canadian Entomologist* 130: 751-774. <https://doi.org/10.4039/Ent130751-6>
- Ratnasingham S, Hebert PDN (2007) BARCODING: bold: The Barcode of Life Data System (<http://www.barcodinglife.org>). *Molecular Ecology Notes* 7 (3): 355-364. <https://doi.org/10.1111/j.1471-8286.2007.01678.x>
- Rodríguez J, Fernández-Triana J, Smith MA, Janzen D, Hallwachs W, Erwin T, Whitfield J (2012) Extrapolations from field studies and known faunas converge on dramatically increased estimates of global microgastrine parasitoid wasp species richness (Hymenoptera: Braconidae). *Insect Conservation and Diversity* 6 (4): 530-536. <https://doi.org/10.1111/icad.12003>
- Sabrosky CW, Arnaud PH (1965) Family Tachinidae (Larvaevoridae). 961–1108 pp. In: Stone A, Sabrosky CW, Wirth WW, Foote RH, Coulson JR (Eds) *A catalog of the Diptera of America north of Mexico Agriculture Handbook*. United States Department of Agriculture, 1696 pp.
- Sabrosky CW (1983) The Type Specimen Of *Eusisyropa boarmiae* (Coquillett) And A New Specific Name For The Species (Diptera, Tachinidae). *Proceedings of The Entomological Society of Washington* 85: 251-255.
- Saitou N, Nei M (1987) The neighbor-joining method: a new method for reconstructing phylogenetic trees. *Molecular Biology and Evolution* 4 (4): 406-425. <https://doi.org/10.1093/oxfordjournals.molbev.a040454>
- Sellers W (1943) The Nearctic species of parasitic flies belonging to *Zenillia* and allied genera. *Proceedings of the United States National Museum* 93 (3157): 1-108. <https://doi.org/10.5479/si.00963801.3157>
- Smith D, Janzen D, Hallwachs W, Smith MA (2012) Hyperparasitoid wasps (Hymenoptera, Trigonalidae) reared from dry forest and rain forest caterpillars of Area de Conservación Guanacaste, Costa Rica. *Journal of Hymenoptera Research* 29: 119-144. <https://doi.org/10.3897/jhr.29.3233>

- Smith MA, Woodley NE, Janzen DH, Hallwachs W, Hebert PDN (2006) DNA barcodes reveal cryptic host-specificity within the presumed polyphagous members of a genus of parasitoid flies (Diptera: Tachinidae). *Proceedings of the National Academy of Sciences* 103 (10): 3657-3662. <https://doi.org/10.1073/pnas.0511318103>
- Smith MA, Wood DM, Janzen DH, Hallwachs W, Hebert PDN (2007) DNA barcodes affirm that 16 species of apparently generalist tropical parasitoid flies (Diptera, Tachinidae) are not all generalists. *Proceedings of the National Academy of Sciences* 104 (12): 4967-4972. <https://doi.org/10.1073/pnas.0700050104>
- Smith MA, Rodriguez JJ, Whitfield JB, Deans AR, Janzen DH, Hallwachs W, Hebert PDN (2008) Extreme diversity of tropical parasitoid wasps exposed by iterative integration of natural history, DNA barcoding, morphology, and collections. *Proceedings of the National Academy of Sciences* 105 (34): 12359-12364. <https://doi.org/10.1073/pnas.0805319105>
- Smith MA, Fernandez-Triana J, Roughley R, Hebert PN (2009) DNA barcode accumulation curves for understudied taxa and areas. *Molecular Ecology Resources* 9: 208-216. <https://doi.org/10.1111/j.1755-0998.2009.02646.x>
- Tamura K (1992) Estimation of the number of nucleotide substitutions when there are strong transition-transversion and G+C-content biases. *Molecular Biology and Evolution* 9: 678-687. <https://doi.org/10.1093/oxfordjournals.molbev.a040752>
- Tamura K, Stecher G, Peterson D, Filipski A, Kumar S (2013) MEGA6: Molecular Evolutionary Genetics Analysis Version 6.0. *Molecular Biology and Evolution* 30 (12): 2725-2729. <https://doi.org/10.1093/molbev/mst197>
- Townsend CHT (1891) A parasite of the fall web-worm. *Psyche: A Journal of Entomology* 6 (187): 176-177. <https://doi.org/10.1155/1891/49230>
- Townsend CHT (1892) A new genus of Tachinidae. *Psyche: A Journal of Entomology* 6 (192): 247-247. <https://doi.org/10.1155/1892/78953>
- Townsend CHT (1912) Descriptions of new genera and species of muscoid flies from the Andean and Pacific coast regions of South America. *Proceedings of the United States National Museum* 43: 301-367.
- Townsend CHT (1941) *Manual of Myiology*, in twelve parts. Part XI. Charles Townsend & Filhos, Itaquaquecetuba, São Paulo, Brasil, 342 pp.
- Wood DM (1987) Chapter 110. Tachinidae pp. 1193–1269. In: McAlpine JF, Peterson BV, Shewell GE, Teskey HJ, Vockeroth JR, Wood DM (Eds) *Manual of Nearctic Diptera*. 2. Agriculture Canada, Ottawa, Canada.
- Wood DM, Zumbado M (2010) Tachnidae (tachinid flies, parasitic flies) pp. 1343–1419. In: Brown B, Borkent A, Cumming J, Wood D, Woodley N, Zumbado M (Eds) *Manual of Central American Diptera*. 2. NRC Research Press, Ottawa, Canada, 715–1442 pp.